

# *Arquivos de Zoologia*

MUSEU DE ZOOLOGIA DA UNIVERSIDADE DE SÃO PAULO

## CONTEÚDO

PAPAVERO, N., LLORENTE-BOUSQUETS, J. & ABE, J. M. PROPOSAL OF A NEW SYSTEM OF NOMENCLATURE FOR PHYLOGENETIC SYSTEMATICS ..... 1

ISSN 0066-7870

Arq. Zool., S. Paulo	São Paulo	v. 36	n. 1	p. 1-145	2001
----------------------	-----------	-------	------	----------	------



# Arquivos de Zoologia

MUSEU DE ZOOLOGIA DA UNIVERSIDADE DE SÃO PAULO

ISSN 0066-7870

ARQ. Zool. S. Paulo 36(1): 1-145

02.III.2001

## PROPOSAL OF A NEW SYSTEM OF NOMENCLATURE FOR PHYLOGENETIC SYSTEMATICS

NELSON PAPAVERO<sup>1</sup>

JORGE LLORENTE-BOUSQUETS<sup>2</sup>

JAIR MINORO ABE<sup>3</sup>

### ABSTRACT

*After a brief study of the main concepts of the intuitive set theory, formal definitions of taxon, morphospecies and eidophoront are given. Follows a critical study of the creation of the Linnaean categories and why they cannot be maintained, and of the three different meanings of «genos» in evolutionary taxonomy (C-genos, P-genos and inf (P-genos)). Then, a new system of nomenclature is proposed for phylogenetic systematics, in which, without ever creating new names, all the species and all the proper subsets of a phylogenetic system are named. As the nomenclatural system becomes isomorphic with the phylogenetic system, the classification retrieves all the phylogenetic information, in the same order. The new system is based on the principle of absolute priority of names and, analogously, on Hennig's theory of phylogenetic systematics. Two taxa A and B are distinct if they possess nominal heterobathmy, i.e., if A possesses an autapomastic and B possesses another; monophyly of A and B is indicated by the possession of a synapomastic, which is formed by taking the name which has priority, adding a negative index: the synapomastic of A and B will be automatically the autapomastic of the immediate ancestral species of A and B. The process goes on until the species ancestral to the entire group is named. Many other conventions are established for the use of the system, including cases of species fusion, hybrids, polypatrid species, fossil species, subgenera. The last section deals with the stability of nomenclature, showing that this new method insures that desideratum.*

**Keywords:** Phylogenetic systematics, new system of nomenclature, set-theory.

---

1. Museu de Zoologia, Universidade de São Paulo. Pesquisador visitante (Bolsista do Conselho Nacional de Desenvolvimento Científico e Tecnológico) da Universidade Federal Rural do Rio de Janeiro.

2. Museo de Zoología, Facultad de Ciencias, Universidad Nacional Autónoma de México (Apartado Postal 70-399. México 04510 D.F. 21. Mexico).

3. Departamento de Informática, Instituto de Ciências Exatas e Tecnológicas, Universidade Paulista. Pesquisador do Conselho Nacional de Desenvolvimento Científico e Tecnológico.

## CONTENTS

1. Introduction .....	3
2. Basic concepts of set theory .....	6
2.1. Sets; logical connectives .....	6
2.2. Intension and extension of a set .....	6
2.3. Subsets .....	7
2.4. Operations with sets .....	7
2.5. The power set .....	7
2.6. Cartesian product .....	7
2.7. Graphs and relations .....	7
2.8. Partially ordered sets .....	8
2.9. Totally ordered sets, strict order .....	8
2.10. Noteworthy elements of an ordered set .....	9
2.11. Sup-lattices and sup-semilattices .....	10
2.12. Inf-lattices and inf-semilattices .....	10
2.13. Lattices .....	11
2.14. Partition of a set .....	11
2.15. Functions .....	11
2.16. Injective, surjective and bijective functions .....	11
2.17. Order-preserving functions, isomorphisms, decreasing functions, immersions .....	12
3. Taxon and related concepts .....	14
3.1. Definition of taxon .....	14
3.2. Definition of morphospecies .....	14
3.3. Definition of eidophoront .....	14
4. The Linnaean categories.....	17
4.1. Logical division or diairesis .....	17
4.2. Definition of 'Linnaean category' .....	18
4.3. The five primitive Linnaean categories .....	20
4.4. Criteria of validity for the application of Linnaean categories .....	21
4.5. Difficulties encountered by Linnaeus in the application of his system of categories.....	26
4.6. Devices used by Linnaeus to circumvent the problem of the use of the system of categories.....	27
4.7. Conclusion.....	32
4.8. A post-script.....	33

5.	The equivocal usage of the concept of 'genos' (γενος) .....	33
5.1.	The concept of 'genos' (γενος) in classical taxonomy .....	33
5.2.	What happened to the 'logical genera' in evolutionary taxonomy .....	38
5.3.	The three different meanings of 'genus' .....	39
5.4.	On how even Hennig became equivocated .....	40
6.	General conventions of the new system of nomenclature for phylogenetic systematics .....	45
7.	Phylogenies with species fusion .....	84
8.	The question of hybrids .....	104
9.	Polypatrid species .....	114
10.	Fossil species .....	114
10.1.	Terminal species based on well-preserved specimens .....	114
10.2.	Fossil species, based on well-preserved specimens, which are immediate ancestors of at least two morphospecies .....	114
10.3.	Fossil species, based on well-preserved specimens, which are not immediate ancestors of at least two morphospecies .....	115
10.4.	Fossil species based on poorly preserved specimens .....	117
11.	The question of the 'subgenera' .....	119
11.1.	Paraphyletic subgenera .....	119
11.2.	Monotypic subgenera .....	119
11.3.	Subgenera that are P-gene .....	119
12.	On the stability of nomenclature, or, what happens when a phylogeny changes? .....	125
	Appendix I. List of the zoological Linnaean <i>praenomina</i> by order of priority (Linnaeus, 1758. <i>Syst. nat.</i> Ed. X) .....	135
	Appendix II. List of the zoological Linnaean <i>praenomina</i> alphabetically arranged (Linnaeus, 1758. <i>Syst. nat.</i> Ed. X) .....	138
	Acknowledgments .....	141
	References .....	141
	Index .....	144

## 1. INTRODUCTION

"La théorie de l'histoire naturelle n'est pas dissociable de celle du langage. Et pourtant, il ne s'agit pas, de l'une à l'autre, d'un transfert de méthode. Ni d'une communication de concepts, ou

des prestiges d'un modèle qui, pour avoir 'réussi' d'un côté serait essayé dans le domaine voisin. Il ne s'agit pas non plus d'une rationalité plus générale qui imposerait des formes identiques à la réflexion sur la grammaire et à la *taxinomia*. Mais d'une disposition fondamentale du savoir qui ordonne la

connaissance des êtres à la possibilité de les représenter dans un système de noms (p.170). L'histoire naturelle est contemporaine du langage: elle est de même niveau que le jeu spontané qui analyse les représentations dans le souvenir, fixe leurs éléments communs, établit des signes à partir d'eux, et impose finalement des noms. Classer et parler trouvent leur lieu d'origine dans ce même espace que la représentation ouvre à l'intérieur de soi parce qu'elle est vouée au temps, à la mémoire, à la réflexion, à la continuité. Mais l'histoire naturelle ne peut et ne doit exister comme langue indépendante de toutes les autres que si elle est langue bien faite. Et universellement valable. (...) L'histoire naturelle ne sera une langue bien faite que si le jeu est formé: si l'exactitude descriptive fait de toute proposition un découpage constant du réel (si on peut toujours attribuer à la représentation ce qu'on y articule) et si la désignation de chaque être implique de plein droit la place qu'il occupe dans la *disposition* générale de l'ensemble (pp. 171-172). Entre le langage et la théorie de la nature, il existe donc un rapport qui est de type critique; connaître la nature, c'est en effet bâtir à partir du langage un langage vrai mais qui découvrira à quelles conditions tout langage est possible et dans quelles limites il peut avoir un domaine de validité (p. 175)".

MICHEL FOUCAULT, 1966. *Les mots et les choses* (Chap. V: Classer; vii. Le discours de la nature).

"What's the use of their having names, the Gnat said, «if they won't answer to them?» «No use to *them*», said Alice, «but it's useful to the people that name them, I suppose. If not, why do they have names at all?"

LEWIS CARROLL, *Through the Looking Glass*

"Peut-être l'exposition que nous venons de faire des systèmes auxquels on a été obligé d'avoir recours, disposera-t-elle nos Lecteurs à juger avec plus d'indulgence du nôtre. En tout cas, nous ne prétendons pas assurément le donner ni comme prouvé ni comme à l'abri de toutes objections. Dans une matière aussi ténébreuse, nous serons contents si ce que nous proposons est sujet à moins de difficultés, ou moins éloigné de la vraisemblance, que ce qu'ont proposé les autres (XIII). Qu'on ne s'alarme pas par les mots que je viens de prononcer: qu'on ne croie pas que je veuille établir ici une opinion dangereuse. J'entends déjà murmurer tous

ceux qui prennent pour un pieux zèle l'opiniâtreté dans leur sentiment, ou la difficulté qu'ils ont à recevoir de nouvelles idées. (...). Mais je les prie de m'écouter, & de me répondre (XV)"

MAUPERTUIS, 1754. *Système de la Nature*

\*

The inadequacy of Linnaeus' system of categories, already serious in classical (Aristotelic-Linnaean) taxonomy, becomes acute when a phylogenetic framework is employed. The problem was examined very lucidly by Willmann (1989: 275-277):

"Evolutionary classification is a system of taxa arranged in a Linnaean hierarchy" (Bock 1977: 869). A quite similar view has long been held among phylogenetic systematists as many cladists stated that sistergroups must be assigned the same categorial rank (e.g. Ashlock 1974: 94; Hennig 1966: 139,193; Hennig & Schlee 1978: 8; Schoch 1986: 261, 265; Willmann 1981: 62-63) with which they meant 'Linnaean categorial ranks' -otherwise, according to the common belief, it would be impossible to recognize a pair of sistergroups as such in a written system (or at least their status as a pair of adelphotaxa would be veiled). As each hierarchic level deserves a particular categorial rank, and as dichotomous splitting is the most common cladogenetic process, a particular rank can usually only be used twice along a particular evolutionary lineage.

It has been argued that this leads to an unbearable increase in the number of categories, to changes, whenever new taxa are detected, and often to a drastic change of current ranks of higher taxa which makes the written fixation of the phylogenetic system impractical. It may be impractical indeed, but the real question is, whether Linnaean categorial ranks are justified in modern biosystematics at all. The aim of biosystematics as a branch of natural science is not a classification of the biotic diversity but a systematization (Griffiths 1974, 1976) -a representation of the reconstruction of the system as it is in itself as a result of phylogenesis (Ax 1984, 1988: 6). But the Linnaean categorial ranks were not introduced to indicate sistergroup relationships, and they were originally not linked with the idea of organismic evolution. They were introduced to serve as

classification of the organisms on the basis of Aristotelian logic (Griffiths 1974: 118, 1976). Now that we know that (and how) the biotic diversity is underlain by a natural system, categorial ranking in the form used by Linné contradicts our knowledge about the structure of the living world and must be abandoned. Lack of well founded knowledge of the sistergroup relationships during the late 19th and early 20th centuries had allowed further use of the Linnaean hierarchy which should expressly not reflect 'speculations' about phylogenetic relationships. This resulted in more securely establishing the use of Linnaean categories until recently. Now it is possibly due to the power of tradition that only few systematists dare to propose abandonment of the Linnaean categories, some of which are even obligatory according to the codes of nomenclature.

(...). Abandoning the Linnaean categorial names may elicit objections (1) by those who are not aware of the difference between classification and systematization (for details see Griffiths 1974, 1976; Ax 1984, 1987, 1988: 6, 19-20), (2) by those systematists who still do not reconstruct natural taxa but tend to determine extensions of taxa subjectively while neglecting the underlying phylogeny totally or in part, and (3) in general, because one is used to them. The latter is, of course, a psychological foundation which is not related to the intensions of natural science, and should not be justified at all. But it cannot be denied that subjective reasons are behind numerous decisions in cultural endeavours where one should expect objectivity.

(...). Renunciation of the Linnaean categories implies a simplification of the written classification insofar, as redundant taxonomic names (see Wiley 1981: 200 for the term) are avoided. If there is only one species as the adelphotaxon of a species-rich group, this species is not to be classified as a family, suborder, order etc., of its own, each category corresponding to a taxonomic name -and in a written fixation of the system only this name would appear and refer to one of the basic adelphotaxa of the superordinate monophylum.

(...). It may well be that some authors view the codes of nomenclature in their present form as

kind of a sacred cow which should not be touched. However, one should consider the fact that the rules date back to the time when systematics was not completely integrated into evolutionary theory and are not at all related to the current understanding of the nature of natural taxa (Willmann, 1987)".

It is not our intention here to present a historical view and exegesis of the latest tentatives to improve the code of zoological nomenclature, trying to adapt it (after more than a century) to the evolutionary thinking and specially to phylogenetic systematics. The reader may consult, for that purpose, among others, the papers by de Queiroz & Gauthier (1990, 1992). All those tentatives, however, suffer from the centuries-old confusion between the intensional and extensional aspects of the taxa, and from the confusion among what we define herein as C-genos, P-genos and inf(P-genos). Moreover, those systems do not name all the taxa involved in a phylogeny.

Our new system of nomenclature, besides the restriction of the use of Linnaean categories, names not only all the species of a phylogeny, but yet all the proper subsets of a phylogenetic system, without ever creating new names. Our system is isomorphic with the phylogenetic system, thus retrieving all the phylogenetic information, in the same order.

We think that the words of Lao Tsu (Tao Te King, ch. I; cf. Blakney, 1955: 53) describe very well our proposal:

There are ways but the Way is uncharted;  
There are names but not nature in words:  
Nameless indeed is the source of creation  
*But things have a mother and she has a name.*  
The secret waits for the insight  
Of eyes unclouded by longing;  
Those who are bound by desire  
See only the outward container.

*Those two come paired but distinct  
But their names.  
Of all things profound,  
Say that their pairing is deepest,  
The gate to the root of the world.*

## 2. BASIC CONCEPTS OF SET THEORY

In this chapter the fundamental concepts of intuitive set theory are introduced. They will be used throughout the article. Our intention is not to be the rigorous or exhaustive; we only present a minimum of information that may help to follow the reasonings of the forthcoming sections. The interested reader may obtain further information about the subject in the book of Abe & Papavero (1991) or any other reference treatise.

### 2.1. Sets; logical connectives

For our purposes, a *set* is any collection of objects (of our perception or understanding); the objects are called *elements* or *members* of the set. The symbol

$$x \in A$$

means that  $x$  is an element of the set  $A$  (or that  $x$  belongs to  $A$ ). If  $x$  is *not* an element of  $A$ , we write

$$x \notin A.$$

A set is determined by its elements, that is, two sets  $A$  and  $B$  are identical (in symbols,  $A = B$ ) if and only if they share the same elements. A set is generally defined as a collection that satisfies a certain property  $P$ ; thus, the expression  $\{x \mid P(x)\}$  show us the set of all  $x$  such that  $P(x)$  is true, and the symbol « $\mid$ » reads 'for all that satisfy'.

There is a set called the *empty set* (symbolized by  $\emptyset$ ), which has no elements. This set is obtained from any contradictory properties, for example:

$$\emptyset = \{x \mid x \neq x\}.$$

A set that has only one element is called a *unitary set*. Example:  $A = \{a\}$  ( $A$  is the unitary set of  $a$ ). The only element of a unitary set may also be a set ( $A = \{\{a\}\}$ ;  $A$  is the unitary set of the unitary set of  $a$ ; notice that, in this case,  $\{a\} \in A$ ).

The logical connectives (or operators), and their respective symbols, are:

$\wedge$	That reads 'and';
$\vee$	That reads 'or' in the meaning of 'either ___ or ___ , or both);
$\neg$	That reads 'no'
$\rightarrow$	That reads 'if ___, then ___', or 'implies that';
$\leftrightarrow$	That reads 'if and only if'
$\exists$	That reads 'exists' (at least one); this is the so-called <i>existential</i> quantifier (« $\exists!$ » means 'there exists only one');
$\forall$	That reads 'for every'; this is the so-called <i>universal</i> quantifier.

### 2.2 Intension and extension of a set

Given a concept, it has two *sets* associated with it: one that is the *intension* of the concept and other that is the *extension* of the concept. The *intension* of a concept is the set of all the properties or attributes that characterize the concept; or, in other words, its definition. The *extension* of a concept is the set of all objects that satisfy the definition of that concept.

### 2.3. Subsets

If  $A$  and  $B$  are sets,  $A \subset B$  denotes the *inclusion*; that is, that  $A$  is a *subset* of  $B$ . This means that all the elements of  $A$  are also elements of  $B$ .

The *equality* of the sets  $A$  and  $B$  (denoted by  $A=B$ ) is verified if and only if  $A \subset B$  and  $B \subset A$ . If  $A$  is not equal to  $B$ , we then write  $A \neq B$ .

If  $A \subset B$  and  $A \neq B$ , we say that  $A$  is a *proper part*, or *proper subset* or that  $A$  is *properly included* in  $B$ ; this is denoted by writing  $A \subsetneq B$ .

If it is not true that  $A \subset B$ , we write  $A \not\subset B$ .

Given a set  $A$ , if  $a_1 \in A$ ,  $a_2 \in A$ , ...,  $a_n \in A$  ( $n \geq 2$ ), we write that abbreviately as  $a_1, a_2, \dots, a_n \in B$ ; also, if  $A_1 \subset B$ ,  $A_2 \subset B$ , ...,  $A_n \subset B$  ( $n \geq 2$ ), we write simply  $A_1, A_2, \dots, A_n \subset B$ .



Given to sets A and B, if  $A \subset B$  or  $B \subset A$ , we say that A and B are *comparable*. When A and B are comparable (say  $A \subset B$  and  $A \neq B$ ), we represent that through a *linear diagram* (Fig. 2.1):



Figure 2.1.

If  $A \not\subset B$  and  $B \not\subset A$ , we say that the sets A and B are *non-comparable*.

**2.4. Operations with sets**

Let U be a fixed set (called the *universal set* of a discourse or simply universe) such that  $A \subsetneq U$ .

(i) The *complement*  $\bar{A}$  of A (in relation to U) is defined thus:

$$\bar{A} = \{x \in U \mid x \notin A\}.$$

(ii) *Intersection*. If A and B are sets, their intersection (denoted by  $A \cap B$ ) is the set of all the elements that belong to A and B. In symbols:

$$A \cap B = \{x \mid x \in A \wedge x \in B\}.$$

If  $A \cap B = \emptyset$ , we say that A and B are *disjunct*.

(iii) *Union*. The union of two sets A and B (denoted by  $A \cup B$ ) is the set of all the elements that belong to A or to B. In symbols:

$$A \cup B = \{x \mid x \in A \vee x \in B\}.$$

(iv) *Difference*. The difference between the sets A and B is thus defined:

$$A - B = \{x \mid x \in A \wedge x \notin B\}.$$

**2.5. The power set**

If A is a set, then  $P(A)$  denotes the set of all the subsets of A:

$$P(A) = \{x \mid x \subset A\}$$

$P(A)$  is called the *power set* of A.

Notice that  $\emptyset, A \in P(A)$ .

**2.6. Cartesian product**

If A and B are sets, the Cartesian product  $A \times B$  of A and B is defined as the set of all ordered pairs (a, b), [also written  $\langle a, b \rangle$ ] with  $a \in A$  and  $b \in B$ . In symbols:

$$A \times B = \{(a, b) \mid a \in A \wedge b \in B\}.$$

**2.7. Graphs and relations**

Let  $A \times A$  be the Cartesian product of A by A. Any subset G of  $A \times A$  is called a graph. In symbols:

$$G \text{ is a graph} \Leftrightarrow (\forall z) (z \in G \rightarrow (\exists x) (\exists y) (z = (x, y))).$$

Let G be a graph. The *domain* of a graph is the set of all the first elements of all the ordered pairs belonging to G, *i.e.*,  $\text{Dom}(G) = \{x \mid \exists y \text{ such that } (x, y) \in G\}$ . The *image* of a graph is the set of all the second elements of all the ordered pairs belonging to G, *i.e.*,  $\text{Im}(G) = \{y \mid \exists x \text{ such that } (x, y) \in G\}$ .

Given a graph, if a property P uniting the first (x) and the second (y) components of all the ordered pairs (x,y) belonging to G (*i.e.*,  $P(x,y)$ ) is necessarily true, we say that the graph G is a *relation* on a set A and denote it by R.

Relations on a set A may be classified as follows:

(a) Reflexive

A relation R on A is called *reflexive* if, for every  $x \in A$ , we have  $x R x$ .

## (b) Irreflexive

A relation  $R$  on  $A$  is called *irreflexive* if, for every  $x \in A$ , we have  $x \not R x$ .

## (c) Symmetric

A relation  $R$  on  $A$  is called *symmetric* if,  $\forall x, y \in A$ , if  $x R y$ , then  $y R x$ .

## (d) Anti-symmetric

A relation  $R$  on  $A$  is called *anti-symmetric* if,  $\forall x, y \in A$ , if  $x R y$  and  $y R x$ , then  $x=y$ .

## (e) Asymmetric

A relation  $R$  on  $A$  is called *asymmetric* if,  $\forall x, y \in A$ , if  $x R y$  then  $y \not R x$ .

## (f) Transitive

A relation  $R$  on  $A$  is called *transitive* if,  $\forall x, y, z \in A$ , if  $x R y$  and  $y R z$ , then  $x R z$ .

## (g) Intransitive

A relation  $R$  on  $A$  is called *intransitive* if,  $\forall x, y, z \in A$ , if  $x R y$  and  $y R z$ , then  $x \not R z$ .

## 2.8. Partially ordered sets

Let  $A$  be a set. A relation  $R$  on  $A$  is called a *partial order* on  $A$  if

- $R$  is reflexive;
- $R$  is anti-symmetric;
- $R$  is transitive.

We symbolize by  $\leq$  any partial order on  $A$ .  $x \leq y$  reads: « $x$  is smaller than or equal to  $y$ », or « $x$  precedes  $y$ ». [Conversely,  $y \geq x$  reads « $y$  is greater than or equal to  $x$ », or « $y$  succeeds  $x$ »].

Let  $\leq$  be a partial order relation on a set  $A$ . The ordered pair  $\langle A, \leq \rangle$  is called a *partially ordered system*.

Also, given  $x, y \in A$ , if  $x \leq y$  or  $y \leq x$ , we say that  $x$  and  $y$  are *comparable*; if  $x \not\leq y$  and  $y \not\leq x$ , we say that  $x$  and  $y$  are *non-comparable*.

Let  $\langle A, \leq \rangle$  be a finite partially ordered system. If  $x \leq y$ , they are graphically represented as follows (Fig. 2.2)



Figure 2.2.

If  $x \leq y$  and  $x \leq z$ , and  $y \not\leq z$  and  $z \not\leq y$ , the graphic representation is as follows (Fig. 2.3):

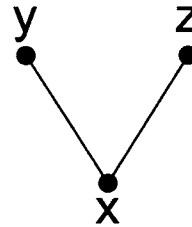


Figure 2.3.

The above diagrams are called *Hasse diagrams*.

## 2.9. Totally ordered sets, strict order

A partially ordered system  $\langle A, \leq \rangle$  is said to be a *totally ordered system* (or a *chain*) if any two elements of  $A$  are comparable. Example: the following ordered system, given by the Hasse diagram of Fig. 2.4, is a totally ordered system.

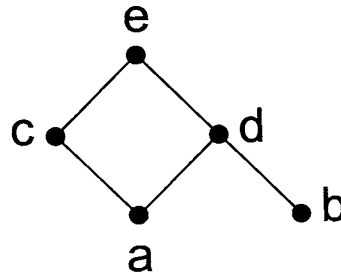
We symbolize by  $<$  any strict order on  $A$ .  $x < y$  reads: « $x$  is strictly smaller than  $y$ » or « $x$  strictly precedes  $y$ ». (Conversely,  $y > x$  reads: « $y$  is strictly greater than  $x$ » or « $y$  strictly succeeds  $x$ »). The relation  $<$  has the following properties:

- a)  $x \not< x$  ( $<$  is irreflexive);
- b) if  $x < y$ , then  $y \not< x$  ( $<$  is asymmetric);
- c) if  $x < y$  and  $y < z$ , then  $x < z$  ( $<$  is transitive).

A system  $\langle A, < \rangle$  that satisfies the above conditions is called a *strictly ordered system*.



Figure 2.4



maximum = e  
 minimum :  $\emptyset$   
 maximal element = e  
 minimal elements = a, b

Figure 2.5

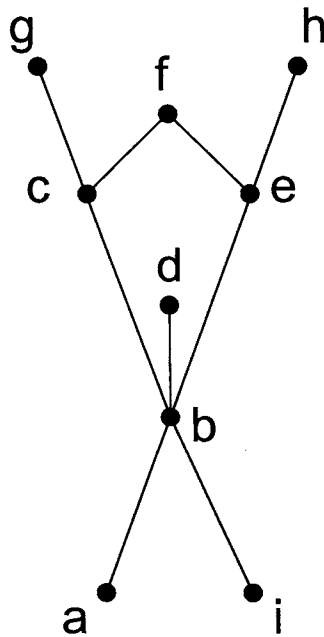
**2.10. Noteworthy elements of an ordered set**

Let  $\langle A, \leq \rangle$  be a partially ordered system.

- a) Maximum and minimum. An element  $a \in A$  is called the *maximum* of  $\langle A, \leq \rangle$  if  $a \geq x, \forall x \in A$ . An element  $b \in A$  is called the *minimum* of  $\langle A, \leq \rangle$  if  $b \leq x, \forall x \in A$ .
- b) Maximal and minimal elements. An element  $a \in A$  is called a *maximal element* of  $\langle A, \leq \rangle$  if  $\forall x \in A, \text{ if } x \geq a \text{ then } x = a$  (i.e., there is no element  $x$  of  $A$  strictly greater than  $a$ ).

An element  $b \in A$  is called a *minimal element* of  $\langle A, \leq \rangle$  if  $\forall x \in A, \text{ if } x \leq b \text{ then } x = b$  (i.e., there is no element  $x$  of  $A$  strictly smaller than  $b$ ).

The following examples illustrate the above concepts (Figs. 2.5, 2.6):



maximum:  $\emptyset$   
 minimum:  $\emptyset$   
 maximal elements = g, f, h, d  
 minimal elements = a, i

Figure 2.6

Now let  $B$  be a subset of a partially ordered system  $\langle A, \leq \rangle$ .

c) Majorants (or upper bounds) and minorants (or lower bounds).

An element  $a \in A$  is called a *majorant* (or *upper bound*) of  $B$  if  $a \geq x, \forall x \in B$ .

An element  $b \in A$  is called a *minorant* (or *lower bound*) of  $B$  if  $b \leq x, \forall x \in B$ .

d) Supremum (or least upper bound) and infimum (greatest lower bound)

An element  $a \in A$  is called the *supremum* (or *least upper bound*) of  $B$  if  $a$  is the minimum of the set the majorants (or upper bounds) of  $B$ .

An element  $b \in B$  is called the *infimum* (or *greatest lower bound*) of  $B$  if  $b$  is the maximum of the set of the minorants (or lower bounds) of  $B$ .

Example (Figure 2.7):

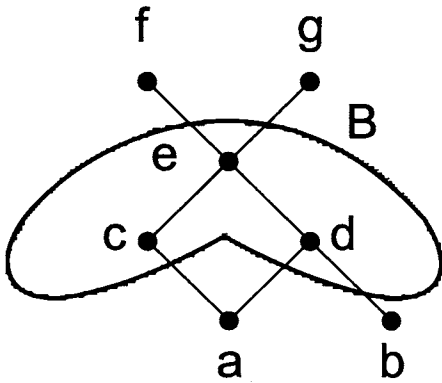


Figure 2.7

majorants of  $B = e, f, g$   
 minorant of  $B = a$   
 supremum of  $B = e$   
 infimum of  $B = a$

**2.11. Sup-lattices and sup-semilattices**

A partially ordered system  $\langle A, \leq \rangle$  is called a *sup-lattice* if  $\forall x, y \in A$ , there exists  $\text{sup}(\{x, y\})$ .

Notice that the supremum, if it exists, is unique.

A sup-lattice such that  $\forall x, y \in A, x \neq y, \nexists \text{inf}(\{x, y\})$  is called a *sup-semilattice* (Figure 2.8):

**2.12. Inf-lattices and inf-semilattices**

A partially ordered system  $\langle A, \leq \rangle$  is called an *inf-lattice* if  $\forall x, y \in A, \exists \text{inf}(\{x, y\})$ . Notice also that the infimum, if it exists, is unique.

And inf-lattice such that  $\forall x, y \in A, x \neq y, \nexists \text{sup}(\{x, y\})$  is called an *inf-semilattice* (Fig. 2.9):

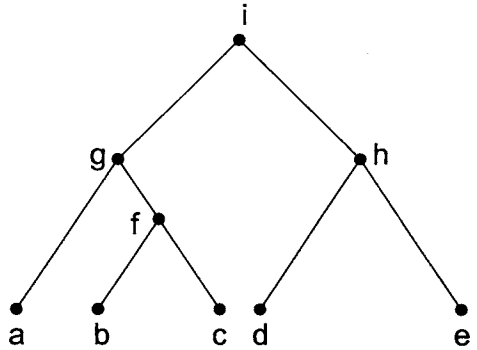


Figure 2.8

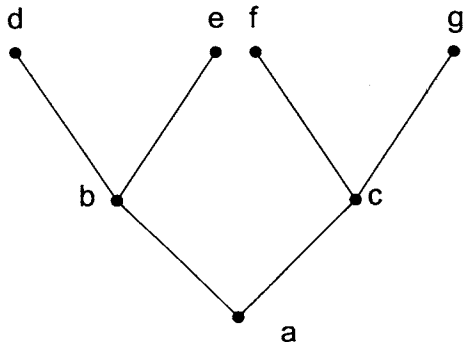


Figure 2.9

**2.13. Lattices**

A partially ordered system  $\langle A, \leq \rangle$  is called a *lattice* if  $\langle A, \leq \rangle$  is simultaneously a sup-lattice and an inf-lattice (Figures 2.10 and 2.11):

Every totally ordered set is a lattice (Fig. 2.11), but not all lattices are totally ordered (Fig. 2.10).

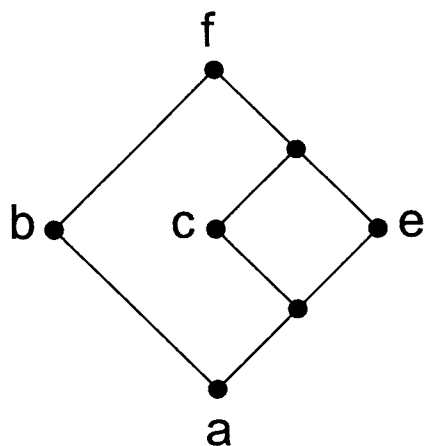


Figure 2.10



Figure 2.11

**2.15. Functions**

Let A and B be sets. A *function* f of A in B ( $f: A \rightarrow B$ ) is a relation  $f \subset A \times B$  such that

- a)  $\forall x \in A, \exists y \in B$  such that  $(x, y) \in f$ .
- b) If  $(x, y) \in f$  and  $(x, y') \in f$ , then  $y = y'$ .

Notice that if  $(x, y) \in f$ , we also write  $f(x) = y$ .

*Example* Let  $A = \{ a, b, c \}$ ,  $B = \{ 1, 2, 3, 4 \}$ . Then  $f_1 = \{ (a, 1), (b, 2), (c, 4) \}$  is a function of A in B. Also  $f_2 = \{ (a, 1), (b, 1), (c, 3) \}$  is a function of A in B (Figure 2.12):

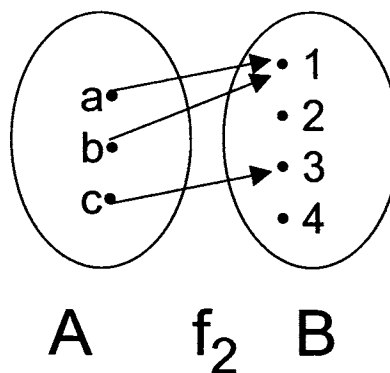
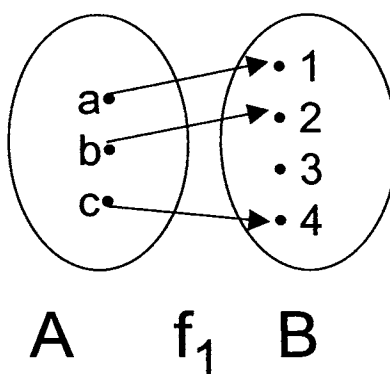


Figure 2.12

**2.14. Partition of a set**

We call *partition* of a non-empty set A every non-empty collection P of subsets of A such that

- a) If  $X \in P$ , then  $X \neq \emptyset$
  - b) If  $X, Y \in P$ , such that  $X \neq Y$ , then  $X \cap Y = \emptyset$
  - c)  $\cup X = A$ .
- $X \in P$

**2.16. Injective, surjective and bijective functions**

A function  $f: A \rightarrow B$  is said to be *injective* if  $f(x_1) = f(x_2)$  implies that  $x_1 = x_2$ .

A function  $f: A \rightarrow B$  is said to be *surjective* if  $\text{Im}(f) = B$ .

A function  $f: A \rightarrow B$  is said to be *bijective* if it is simultaneously injective and surjective.

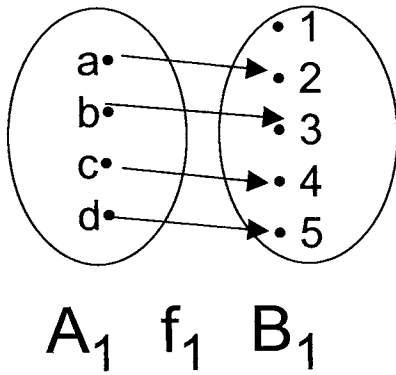


Figure 2.13

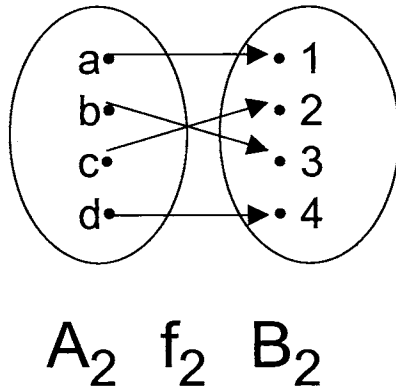


Figure 2.14

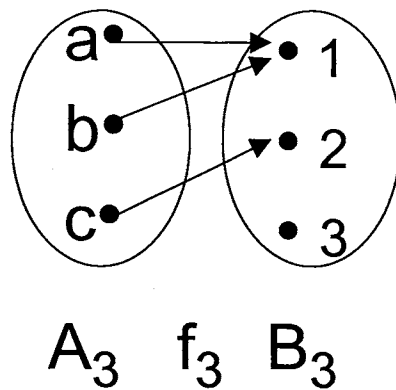


Figure 2.15

Example: Let's examine the following cases (Figures 2.13, 2.14, 2.15)

In Figure 2.13  $f_1$  is injective, but not surjective (as  $\text{im}(f) = \{2,3,4,5\} \neq B$ ); consequently  $f_1$  is not bijective. In Figure 2.14  $f_2$  is injective and surjective simultaneously, so  $f_2$  is bijective. In Figure 2.15  $f_3$  is not injective, (as  $f(a) = f(b)$ , but  $a \neq b$ );  $f_3$  is not surjective (as  $3 \notin \text{Im}(f_3)$ ); consequently,  $f_3$  is not bijective.

### 2.17. Order-preserving functions, isomorphisms of order, immersions

Let  $\langle A, \leq \rangle$  and  $\langle B, \leq \rangle$  be partially ordered sets. A function  $f: A \rightarrow B$  is said to be an *order-preserving function* if it satisfies the following condition:

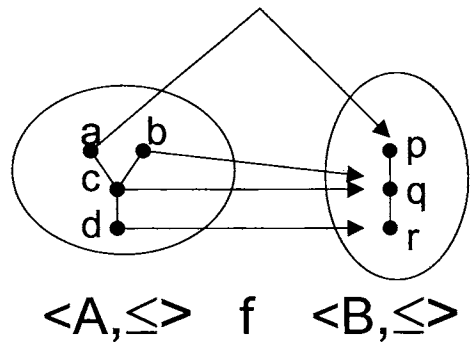


Figure 2.16

$\forall x, y \in A, x \leq y$  implies that  $f(x) \leq f(y)$  (Figure 2.16):

A function  $f: A \rightarrow B$  is a *strict order-preserving function* if

$\forall x, y \in A, x < y$  implies that  $f(x) < f(y)$ .

Let  $\langle A, \leq \rangle$  and  $\langle B, \leq \rangle$  be partially ordered sets. An order preserving function  $f: A \rightarrow B$  is said to be an *isomorphism [of order]* if :

- a) it is bijective, and
- b)  $\forall x, y \in A, x \leq y$  if and only if  $f(x) \leq f(y)$  (Figure 2.17)

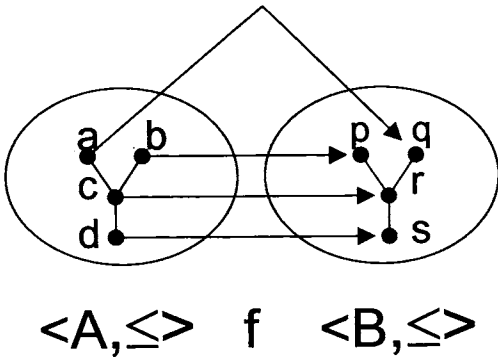


Figure 2.17

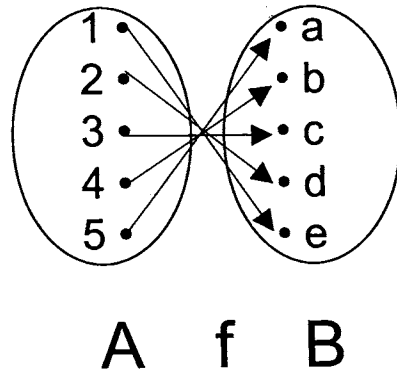


Figure 2.18

Let  $\langle A, \leq \rangle$  and  $\langle B, \leq \rangle$  be partially ordered systems. If there exists a function  $f: A \rightarrow B$  such that  $\forall x, y \in A, x \leq y$  implies that  $f(x) \geq f(y)$ , this function is called a *decreasing function* (Figure 2.18)

Let  $\langle A, \leq \rangle$  and  $\langle B, \leq \rangle$  be partially ordered systems. If there exists an order preserving function  $f: A \rightarrow B$  such that  $f: A \rightarrow \text{Im}(f)$  constitutes an isomorphism between  $\langle A, \leq \rangle$  and  $\langle \text{Im}(f), \leq \rangle$ , we say that  $\langle A, \leq \rangle$  is *immersible* in  $\langle B, \leq \rangle$ . In this case we say that  $f$  is an *immersion* of  $\langle A, \leq \rangle$  in  $\langle B, \leq \rangle$  (Figure 2.19):

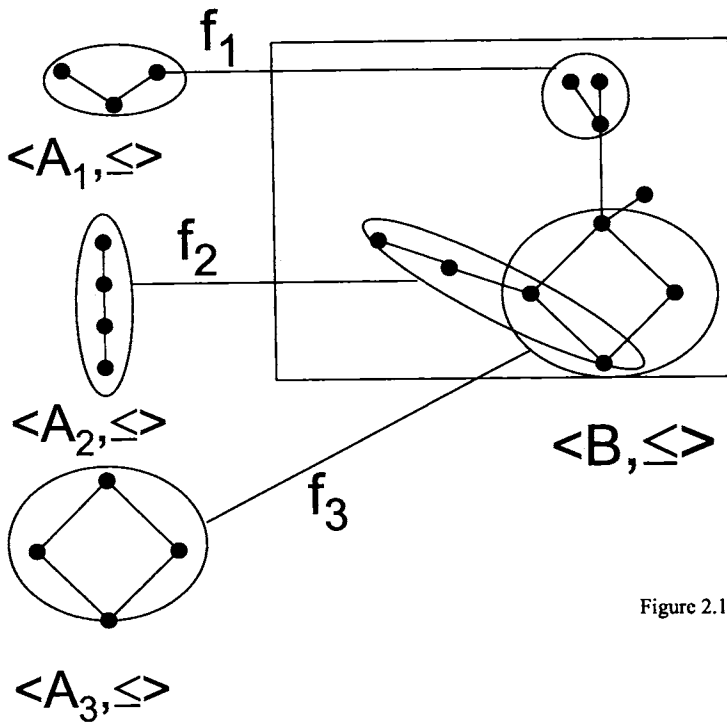


Figure 2.19

## 3. TAXON AND RELATED CONCEPTS

## 3.1. Definition of taxon

In order to adequately define the concept of *taxon*, let's introduce a *relational system of taxa* (for the complete version see Papavero & Llorente-Bousquets, 1993g). We will employ the language of the usual set theory without extensive comments.

**Definition 3.1.1.** A relational system of taxa is the ordered quintuple

$$A_1 = \langle O, O, N, N, T \rangle,$$

such that the following axioms are verified:

$A_{11}$ )  $O$  is a non-empty finite set.

The elements of  $O$  are called *material objects* (in the particular case of living material objects they are called *organisms*) and are denoted by  $o$  -with or without numerical subscripts.

$A_{12}$ )  $O \subset (P(O) - \{\emptyset\})$  [ $P(O)$  stands for the power set of  $O$ ] and  $O \neq \emptyset$ .

The elements of  $O$  are called *lots* (in the particular case of organisms they are called *populations*) and are denoted by  $o$  -with or without numerical subscripts.

$A_{13}$ )  $N$  is a non-empty finite set.

The elements of  $N$  are called *notes* (the expressions 'attributes', 'characters', 'characteristics', 'characters states' are also used in particular cases) and are denoted by  $n$  -with or without numerical subscripts.

$A_{14}$ )  $N \subset (P(N) - \{\emptyset\})$  [ $P(N)$  stands for the power set of  $N$ ] and  $N \neq \emptyset$ .

The elements of  $N$  are called *sets of notes* and are denoted by  $n$  -with or without numerical subscripts.

$A_{15}$ )  $T \subset A \times O \times N$  and  $T \neq \emptyset$  [ $O \times N$  stands for the Cartesian product of  $O$  and  $N$ ].

The elements of  $T$  are called *taxa* (see Definition 3.1.2 below).

**Definition 3.1.2.** Given a relational system of taxa, the elements of  $T$  are called *taxa*; they are called *biological taxa* when the objects are organisms; taxa are denoted by  $(o, n)$ , or by  $t$  -with or without numerical subscripts.

Given a taxon  $(o, n)$ ,  $o$  is called the *extension* of the taxon and  $n$  is called the *intension* or *comprehension* of the taxon.

## 3.2. Definition of morphospecies

Let  $t_1 = (o_1, n_1)$  and  $t_2 = (o_2, n_2)$  be any two distinct taxa.

**Definition 3.2.1.** The taxon  $t_1$  is said to be a *morphospecies in relation to the taxon  $t_2$*  if  $n_1 \not\subset n_2$  and  $n_2 \not\subset n_1$ .

**Lemma 3.2.1.** If the taxon  $t_1$  is a morphospecies in relation to a taxon  $t_2$ , then  $t_2$  is also a morphospecies in relation to  $t_1$ .

**Corollary 3.2.1.** The relation "to be a morphospecies" over the set of taxa  $S$  constitutes a symmetric relation.

Now let  $S = \{t_1, t_2, \dots, t_n\}$  ( $n \geq 2$ ) be a set of taxa.

**Definition 3.2.2.** A taxon  $t = \{o, n\}$  is said to be a *morphospecies in relation to a set of taxa  $S$*  if  $t$  is a morphospecies in relation to any of the elements of  $S$ , i.e., if

$\forall n_i (n_i \text{ being the intension of } t_i, \forall t_i \in S), n \not\subset n_i \text{ and } n_i \not\subset n$ .

**Lemma 3.2.2.** If a taxon  $t$  is a morphospecies in relation to a set of taxa  $S$ , then each taxon belonging to  $S$  is also a morphospecies in relation to  $t$ .

## 3.3. Definition of eidophoront

Hennig (1966, 1968) called *semaphoront* each



morphological phase of an organism in different times in which it is examined during its lifetime (for a definition of *semaphoront* see Papavero & Llorente-Bousquets, 1993g). Semaphoronts are interconnected in the physical individual by ontogenetic relations; these relations allow us to connect apparently distinct semaphoronts which compose the vital cycle of an individual, e.g., egg, caterpillar, pupa and adult of a determined species of butterfly. Semaphoronts of the same individual form a totally ordered temporal linear system or temporal chain; the foregoing example may be graphically represented as in Figure 3.1.




Figure 3.1. Semaphoronts of an insect

Shifting now from an individual to an evolutionary lineage, this lineage may change in form through time, without dividing itself, analogously to the morphological transformations occurring in an organism during its ontogenetic development. To the phenomenon of the appearance of morphological changes in an evolutionary lineage, that is, to the appearance of autapomorphies, the name *anagenesis* is given.

Mayr (1981: 38-39) comments:

“Many evolutionists view speciation as a dual phenomenon, the ‘dual dimensions’ of speciation (Ross, 1974: 58). The first of these dimensions is lineage splitting (cladogenesis). The second is said to be sequential production of species within a single evolutionary lineage. This has been variously termed ‘transformation of species in time’ (Romanes, 1897), ‘phyletic evolution’ (Simpson, 1961) and ‘phyletic speciation’ (Mayr, 1963). Mayr (1963: 424-425) provides a hypothetical example [Figure 3.2]:

“An isolated population on an island, for instance, might change in the course of time from

species *a* through *b* and *c* into species *d* without ever splitting.

The new species produced in this fashion are variously termed ‘*successional species*’ or ‘*paleospecies*’ (Simpson, 1961) or ‘allochronic species’ (Mayr, 1949). The extinctions caused by this speciation are usually termed ‘*taxonomic extinctions*’”.

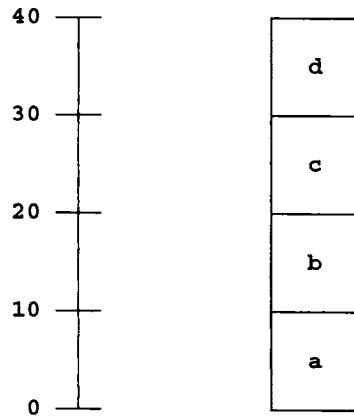


Figure 3.2. Mayr’s example of allochronic speciation; the time axis in millions of years at the left; small letters denote ‘species’.

Mayr (1963) commented that Darwin confounded two essentially distinct problems under the unique epigraph of ‘origin of species’. Darwin was interested in, primarily, demonstrating the evolutionary changes proper. Such a process was appropriately designated by Romanes (1897) ‘transformation of the species in time’ and by Simpson (1944) ‘phyletic evolution’, both terms being synonyms of anagenesis. The other process is cladogenesis.

Mayr (1963) argued that such transformations of a species along time are totally independent of the origin of discontinuities, and they *do not lead* to the multiplication of species; an isolated species could evolve along geological time, gradually, becoming a very distinct species - morphologically speaking- without originating separate biological species (reproductively isolated).

Let’s now consider the following hypothetical cladogram (Figure 3.3):

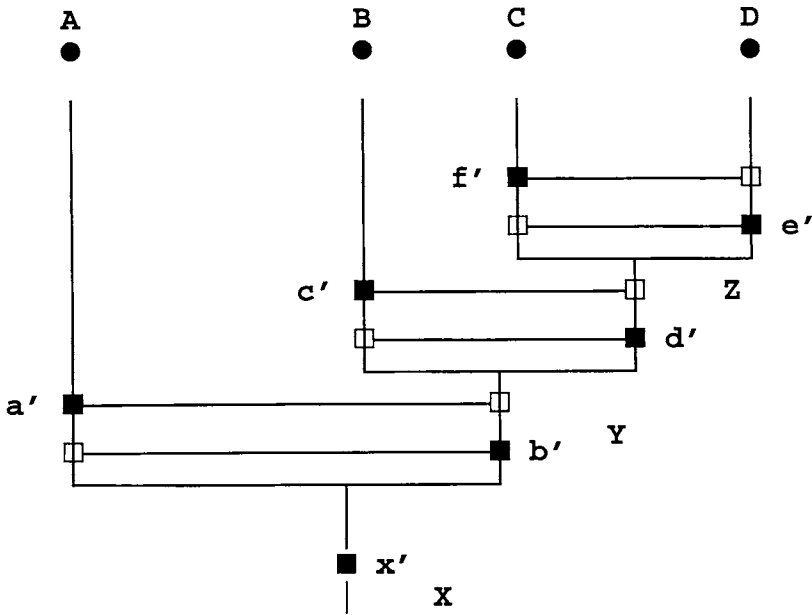


Figure 3.3. A hypothetical cladogram

A, Y, B, Z, C and D are considered species, as, taken two at a time, they possess heterobathmy and are monophyletic, by possessing at least one synapomorphy.

But let us consider, for instance, a totally ordered proper subset of that cladogram, formed, for instance, by the taxa X, Y, Z and D (Figure 3.4)

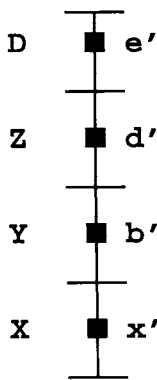


Figure 3.4 Diagram representing anagenesis or phyletic evolution. X, Y, Z and D are *eidophoronts*.

This is a typical case of anagenesis or phyletic evolution. In this situation, what are X, Y, Z and D? They are not separate species, according to evolutionary systematics, as there is no interruption of gene flow among the taxa. Let us notice that, set-theoretically,

$$X = \{x'\},$$

$$Y = \{x', b'\},$$

$$Z = \{x', b', d'\},$$

$$D = \{x', b', d', e'\},$$

We thus have a chain, ordered by intensional inclusion and ordered temporally.

How should we call each element of this chain (in our example of Figure 3.4 the taxa X, Y, Z and D)? We propose to call them *eidophoronts* (Papavero & Llorente-Bousquets, 1992a; 1993g).

**Definition 3.3.1.** Two distinct taxa  $t_1 = (o_1, n_1)$  and  $t_2 = (o_2, n_2)$  are said to be *eidophoronts* if

their intensions are comparable, i.e., if  $n_1 \subsetneq n_2$  or  $n_2 \subsetneq n_1$ .

**Definition 3.3.2.** A taxon  $t = (o, n)$  is said to be an *eidophoront* in relation to a set of taxa  $S = \{t_1, t_2, \dots, t_n\}$  ( $n \geq 2$ ) if  $t$  and any element of  $S$  are eidophoronts, i.e., if

$$\forall n_i (n_i \text{ being the intension of } t_i, \forall t_i \in S), n \subsetneq n_i \text{ or } n_i \subsetneq n$$

#### 4. THE LINNAEAN CATEGORIES

##### 4.1. Logical division or diairesis

Given a certain concept - 'Animals', for instance, we may divide it, extensionally speaking, into two or more concepts, adding some characteristics. Thus, we may divide 'Animals' into 'blooded animals' (*Enaima*) and 'bloodless animals' (*Anaima*), as did Aristotle.

'Animals', in such a case, is taken as logical genus or *genos*. The union of the set of characters of a *genos* with the set of differences (*diaphorá*) gives us a logical species or *eidos*.

We may then take the species (*eide*) 'blooded animals' and 'bloodless animals' as genera

(*gene*) and divide them in species, adding more differences. Thus, 'blooded animals' may be divided into 'viviparous blooded animals', 'ovoviviparous blooded animals', and 'oviparous blooded animals'.

Each of these three species may be again taken as *gene* and be further subdivided into *eide*, by the addition of other *diaphorá*.

The logical division or diairesis process can proceed in this manner until we can no longer subdivide the concepts, reaching the level of physical individuals. Then the process ends.

Given a certain universe of discourse, there is always a concept which is a *genos* and never an *eidos*; such a concept was called a *supreme genus* (*genus summum* or *genus generalissimum*) (in our example, the supreme genus is 'Animals'). And there are concepts which are always *eide* and never *gene*; these are called *infimous* or *atomic species* (*speciei infimae, atomicae* or *specialissimae*).

All the other intermediary concepts are either *gene* or *eide*, alternately, depending on how we regard them. Thus, in Figure 4.1, for instance,

$t_1$  is the supreme genus - it is always a *genos* (in this universe of discourse), but never an *eidos*.

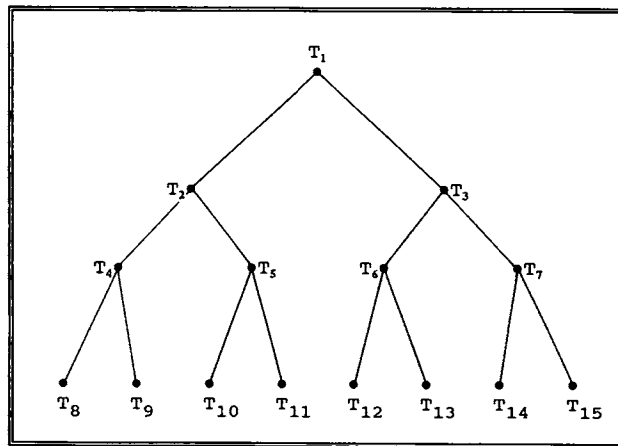


Figure 4.1. Diagram representing diairesis or logical division.

$t_8, t_9, t_{10}, t_{11}, t_{12}, t_{13}, t_{14}, t_{15}$  are infimous species - they are always *eide*, but never *gene*.

$t_2$  may be considered an *eidos* in relation to  $t_1$  ( $t_3$  is also an *eidos* of  $t_1$ ), but  $t_2$  is a *genos* in relation to  $t_4$  and  $t_5$  ( $t_3$  is a *genos* in relation to  $t_6$  and  $t_7$ ).

$t_1$  is an *eidos* of  $t_3$ , but a *genos* in relation to the *eide* (in this case infimous species)  $t_{14}$  and  $t_{15}$ .

In order to avoid this inconvenience in designating intermediary taxa of a classification, Linnaeus had the idea of a system of *categories* (later denominated *Linnaean* or *taxonomic categories*). Linnaeus published his system of categories for the first time in the first edition of his *Systema Naturae* (1735).

**4.2. Definition of Linnaean category**

To adequately define what a 'Linnaean category' means, we must first introduce some basic definitions, mostly adapted from Williams (1970).

**Definition 4.2.1.** A line of sequence from taxon  $t'$  to taxon  $t''$  (denoted by  $S(t', t'')$ ) is any non-empty and finite set of taxa  $t', t_1, t_2, \dots, t_k, t_{k+1}, t''$  such that  $t' = t_1, t'' = t_{k+1}$  ( $k \geq 1$ ), and for every  $i$  such that  $1 \leq i \leq k, t_i < t_{i+1}$  ( $<$  means 'is the immediate ancestor of').

**Example 4.2.1.** Let be the ordered system of taxa  $\langle T, \leq \rangle$ , ordered by the diagram of Figure 4.1. The line of sequence from taxon  $t_8$  to taxon  $t_1$ , that is,  $S(t_8, t_1) = \{t_8, t_4, t_2, t_1\}$ .

**Definition 4.2.2.**  $S(t', t'')$  is said to have length  $i$  if there are  $i + 1$  taxa in  $S(t', t'')$ .

**Example 4.2.2.** Let  $S(t_8, t_1) = \{t_8, t_4, t_2, t_1\}$  as in the previous example;  $S(t_8, t_1)$  has length 3.

**Definition 4.2.3.** A taxon  $t''$  is an *i-superior* of a taxon  $t'$  if there exists a line of sequence  $S(t', t'')$  of length  $i$  from  $t'$  to  $t''$ .

**Example 4.2.3.** Let be  $S(t', t'')$  as in the preceding examples.  $t_1$  is the 3-superior of  $t_8$ .

**Definition 4.2.4.** A taxon  $t'$  is an *i-inferior* of  $t''$  if  $t''$  is an  $i$ -superior of  $t'$ .

**Example 4.2.4.** In relation to example 4.2.3,  $t_8$  is a 3-inferior of  $t_1$ .

Now let  $T$  be a non-empty and finite set of taxa.

**Definition 4.2.5.** A taxon  $t''$  is an *i-superior* of  $T$  if,  $\forall t' \in T, t''$  is an  $i$ -superior of  $t'$ .

**Example 4.2.5.** Let be the ordered

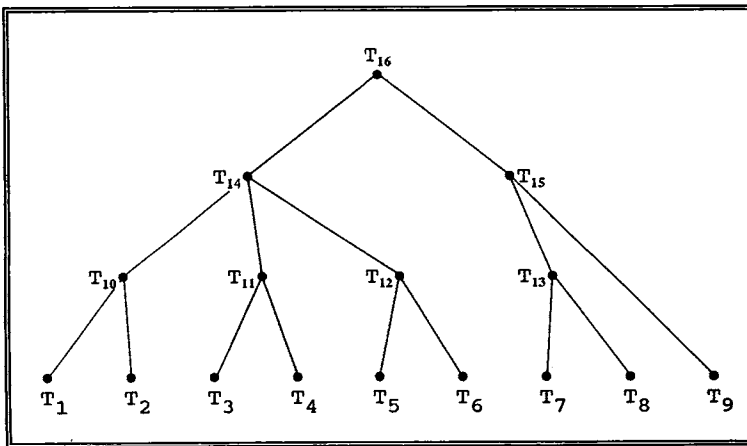


Figure 4.2 Diagram representing an ordered system of taxa.

system of taxa  $\langle T, \leq \rangle$ , ordered by the diagram of Figure 4.2.  $t_{14}$  is a 2-superior of  $T = \{t_1, t_2, t_3, t_4, t_5, t_6\}$ . Taxon  $t_{16}$  is a 3-superior of  $T = \{t_1, t_2, t_3, t_4, t_5, t_6, t_7, t_8\}$ . But notice that  $t_{16}$  is a 2-superior of taxon  $t_9$ .

**Example 4.2.6.** Let be the ordered system of taxa  $\langle T, \leq \rangle$ , ordered by the diagram of Figure 4.3. The taxa  $t_6, t_7, t_8$  and  $t_9$  are 3-superiors of taxon  $t_1$ ;  $t_3, t_4, t_{10}, t_{11}$  are the 2-superiors of  $t_1$ ;  $t_6$  and  $t_7$  are the 1-superiors of  $t_3$ , such as  $t_8$  and  $t_9$  are the 1-superiors of  $t_4$ .

**Definition 4.2.6.** A clan of taxa determined by  $T$  (denoted by  $K_T$ ) is any set of taxa  $t''$  such that

- (i)  $t'' \in T$ , or
- (ii)  $t''$  is an  $i$ -superior of  $T$  ( $i \geq 1$ ).

**Example 4.2.7.** Let be the ordered system of taxa  $\langle T, \leq \rangle$ , ordered by the diagram of figure 4.3, and  $T = \{t_1\}$ .  $K_T$ , in this case, is the set  $\{t_1, t_2, t_3, t_4, t_5, t_6, t_7, t_8, t_9, t_{10}, t_{11}\}$ . Let's put now  $T = \{t_2, t_3\}$ ; then  $K_T = \{t_2, t_3, t_4, t_6, t_7, t_8, t_9, t_{10}, t_{11}\}$ .

**Example 4.2.8.** Let be the ordered system of taxa  $\langle T, \geq \rangle$ , ordered by the diagram of Figure 4.2. Let  $T = \{t_1, t_2, t_3, t_4\}$ ; then  $K_T = \{t_1, t_2, t_3, t_4, t_{10}, t_{11}, t_{14}, t_{16}\}$ . Let  $T = \{t_{14}, t_{13}\}$ ; then  $K_T = \{t_{14}, t_{13}, t_{15}, t_{16}\}$ .

Consequently, given a set  $T$  whatsoever, we

can talk about the first level of the clan  $K_T$  (that is, the set of all the 1-superiors of  $T$ ), of the second level of the clan  $K_T$  (that is, the set of all the 2-superiors of  $T$ ) and so forth. The  $i$ -th level of  $K_T$  will be denoted by  $K_T(i)$  ( $i \geq 1$ ).  $K_T(0)$  will denote the set  $T$  proper (i.e., the 0-th level of  $K_T$ ).

**Definition 4.2.7.** The  $i$ -th level of the clan  $K_T$  is the set of all the  $i$ -superiors of  $K_T(0)$ .

This set is denoted by  $K_T(i)$  ( $i \geq 1$ ).

**Example 4.2.9.** In relation to Figure 4.3, let  $T = \{t_1\}$ . The second level of clan  $K_T$  (i.e.,  $K_T(2)$ ) is the set  $\{t_3, t_4, t_{10}, t_{11}\}$  and the third level of clan  $K_T$  (i.e.,  $K_T(3)$ ) is the set  $\{t_6, t_7, t_8, t_9\}$ .

**Example 4.2.10.** Let's consider Figure 4.2 and  $T = \{t_1, t_{11}\}$ ;  $K_T(2)$ , in this case, is the set  $\{t_{14}, t_{16}\}$ .

**Definition 4.2.8.** A taxon  $t'' \in K_T(i)$  ( $i \geq 1$ ) if there exists  $t' \in K_T(0)$  such that  $t''$  is an  $i$ -superior of  $t'$ .

We can now introduce the definition of Linnaean category and some other concepts. For that, let's postulate that  $T$  is the set of all the infimous species.

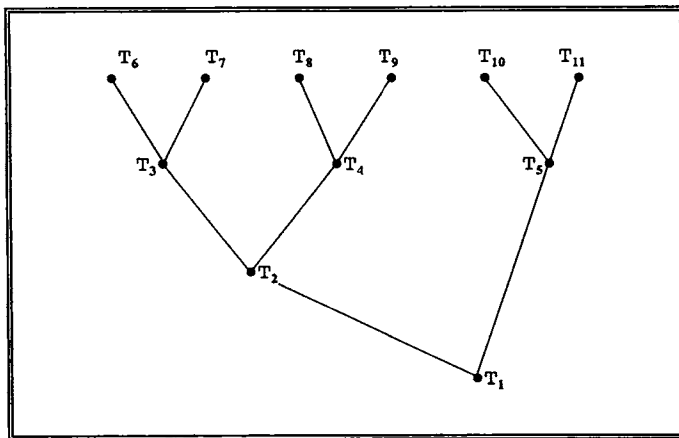


Figure 4.3. Diagram representing an ordered system of taxa.

**Definition 4.2.9.** Given a level  $K_T(i)$  ( $i \geq 0$ ), a *Linnaean category* is the set of all the taxa  $t$  belonging to  $K_T(i)$ .

A Linnaean category will be denoted by  $C$ .

**Definition 4.2.10.** A *Linnaean hierarchy* is a non-empty and finite set of categories  $\{C', C_0, C_1, C_2, \dots, C_k, C_{k+1}, C''\}$  such that  $C' = C_0, C'' = C_{k+1}$  ( $k \geq 0$ ), and, for every  $i$ , such that  $0 \leq i \leq k, C_i < C_{i+1}$ .

A Linnaean hierarchy is denoted by  $S(C', C'')$

**Observation 4.2.1.** A Linnaean hierarchy of categories is a chain (or totally ordered linear system), ordered by a strict relation of order.

**Definition 4.2.11.**  $S(C', C'')$  has length  $i$  if there are  $i+1$  categories in  $S(C', C'')$ .

**Definition 4.2.12.** A category  $C''$  is an *i-superior* of  $C'$  if there exists a Linnaean hierarchy  $S(C', C'')$  of length  $i$  from  $C'$  to  $C''$ .

**Definition 4.2.13.** A category  $C'$  is an *i-inferior* of  $C''$  if  $C''$  is an  $i$ -superior of  $C'$ .

**Example 4.2.11.** Let be the diagram of Figure 4.4 and let  $t_8, t_9, t_{10}, t_{11}, t_{12}, t_{13}, t_{14}$ , and  $t_{15}$  be infimous species. We have here four categories:  $C_0, C_1, C_2, C_3$ , which are, in this particular case, the following sets of taxa:

$$C_0 = \{t_8, t_9, t_{10}, t_{11}, t_{12}, t_{13}, t_{14}, t_{15}\};$$

$$C_1 = \{t_4, t_5, t_6, t_7\};$$

$$C_2 = \{t_2, t_3\};$$

$$C_3 = \{t_1\}.$$

Accordingly,  $S(C_0, C_3)$  has length 3.

Let it be observed that taxa form a sup-semilattice (when ordered extensionally) and that the categories form a chain. We have here a case of a function which preserves order strictly (cf. section 2.17).

### 4.3. The five primitive Linnaean categories

Linnaeus must have perceived in his youth, some time before the publication of his *Systema Naturae* in 1735, that, if he began with the infimous species, only four levels of taxa sufficed to reach the supreme genus (the fifth level), which he called Kingdom (*Regnum*). Linnaeus probably came to this conclusion because he used very few external morphological characters when classifying natural objects. He then admitted that for minerals, plants and animals, a hierarchy of length 4 was the rule (that is, a chain with 5 elements, the categories  $C_0, C_1, C_2, C_3$  and  $C_4$ ).

He called category  $C_0$  (which includes all the infimous species -which are always *eide* and

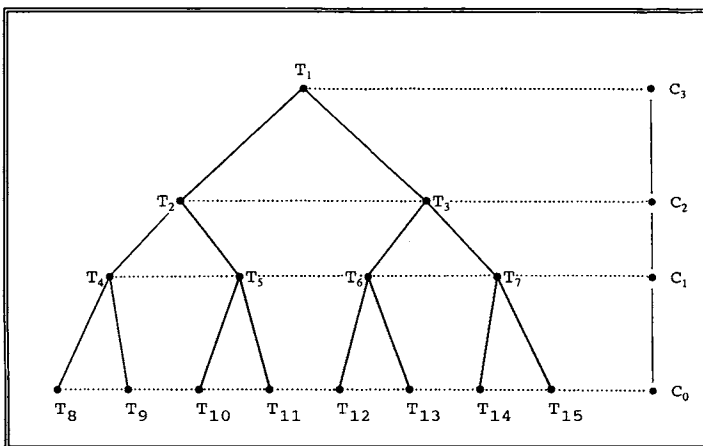


Figure 4.4. Relations between levels of taxa and categories

never *gene*) *species* (plural *speciei*, in Latin).

To the category  $C_1$ , he gave the name *genus* (proper) (plural *genera*, in Latin). This category is then the *genus proximum* (because it immediately succeeds the species category). It must be noticed that the taxa belonging to this category are *gene* relative to the infimous species, but are *eide* in relation to the immediately superior taxa.

Category  $C_2$  was called *order* by Linnaeus (*ordo*, plural *ordines*, in Latin). Any taxon included in this category is a *genos* in relation to the Linnaean *genera*, but are an *eidos* of some taxon of immediately superior level.

Category  $C_3$  was called by Linnaeus *class* (*classis*, plural *classes*, in Latin). Each taxon belonging to this category is an *eidos* of the immediate superior taxon and a *genos* in relation to two or more Linnaean *ordines*.

Finally, category  $C_4$  was designated by the name *kingdom* (*regnum*, pl. *regna*, in Latin). As a supreme genus, the kingdom is always a *genos* and never an *eidos*. Linnaeus ignored the fact that the three kingdoms he used were *eide* of the *genos* 'material being' and, following the traditional usage, accepted the kingdoms 'minerals', 'plants', and 'animals'.

The five Linnaean categories form a totally ordered linear system (ordered by the strict relation of order):

species < genus < ordo < classis < regnum,  
or, graphically (Figure 4.5):

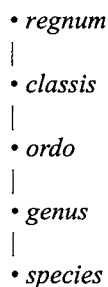


Figure 4.5. The chain of Linnaean categories.

Such a hierarchy (with five categories), apparently, applied marvelously to the 'Regnum Lapideum' such as classified by Linnaeus in 1735. Thus (Figures 4.6 and 4.7) the mineral kingdom could be divided into three classes: *Petrae*, *Minerae* and *Fossilia*. Each one of these classes could be divided into *ordines*; *Petrae* was divided into the *ordines* *Apyri*, *Calcarii* and *Vitrescentes*; *Minerae* into the *ordines* *Salia*, *Sulphura* and *Mercurialia*; the *ordines* *Terrae*, *Concreta* and *Petrificata* were the divisions of the *classis* *Fossilia*. Then followed the *genera* of each order (in a total of 50) and finally the *speciei* (or infimous species) (not represented, of course, in Figure 4.6, for economy's sake; in Figure 4.7 we represent only the species of the genera of the order *Petrificata*).

#### 4.4. Criteria of validity for the application of Linnaean categories

A taxon, as seen in Chapter 3, is a concept applicable to material objects, and possesses an *extension* and an *intension* (or *comprehension*).

A *genos* (γενος) or logical genus is, by definition:

1) The non-empty *intersection* of the *intensions* of two or more distinct *eide* or logical species. It is absurd for a *genos* to be the intersection of two identical species (that is, of a species with itself) - as, for every  $A$ ,  $A \cap A = A$ , we would arrive at the absurdity that every species is a genus (and then that every genus is an order, every order a class, and so forth);

2) The *union* of the *extensions* of those two or more *eide* or distinct logical species.

An intensional classification of taxa results in an inf-semilattice, and an extensional classification of the same taxa results in a sup-semilattice. There is, consequently, between the two, a decreasing function (cf. section 2.17). Let's illustrate this point: let be the taxa  $t_1, t_2, t_3, t_4, t_5, t_6, t_7$ . Let's suppose that, once classified extensionally,

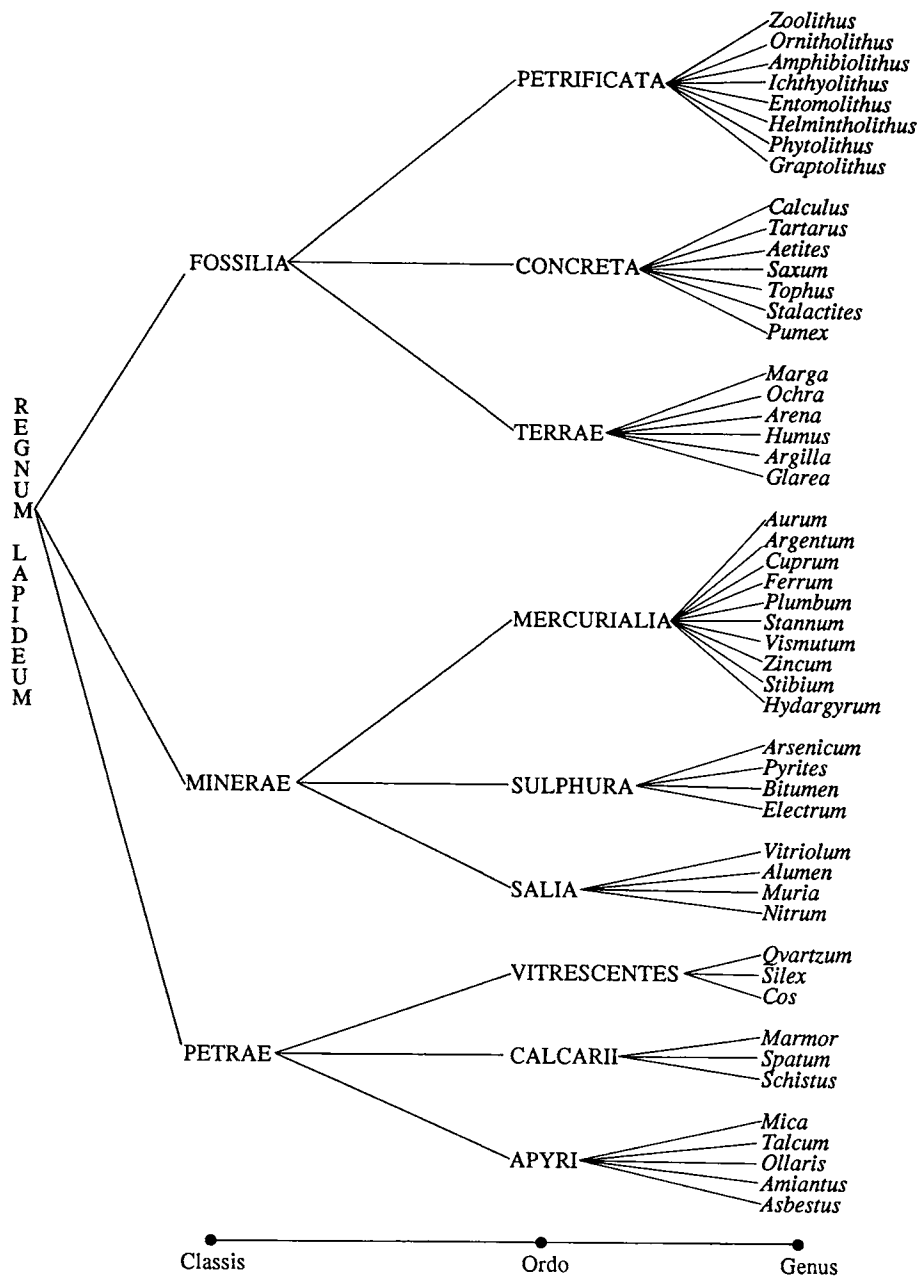


Figure 4.6. Logical division of the 'Regnum Lapideum' according to Linnaeus (1735).



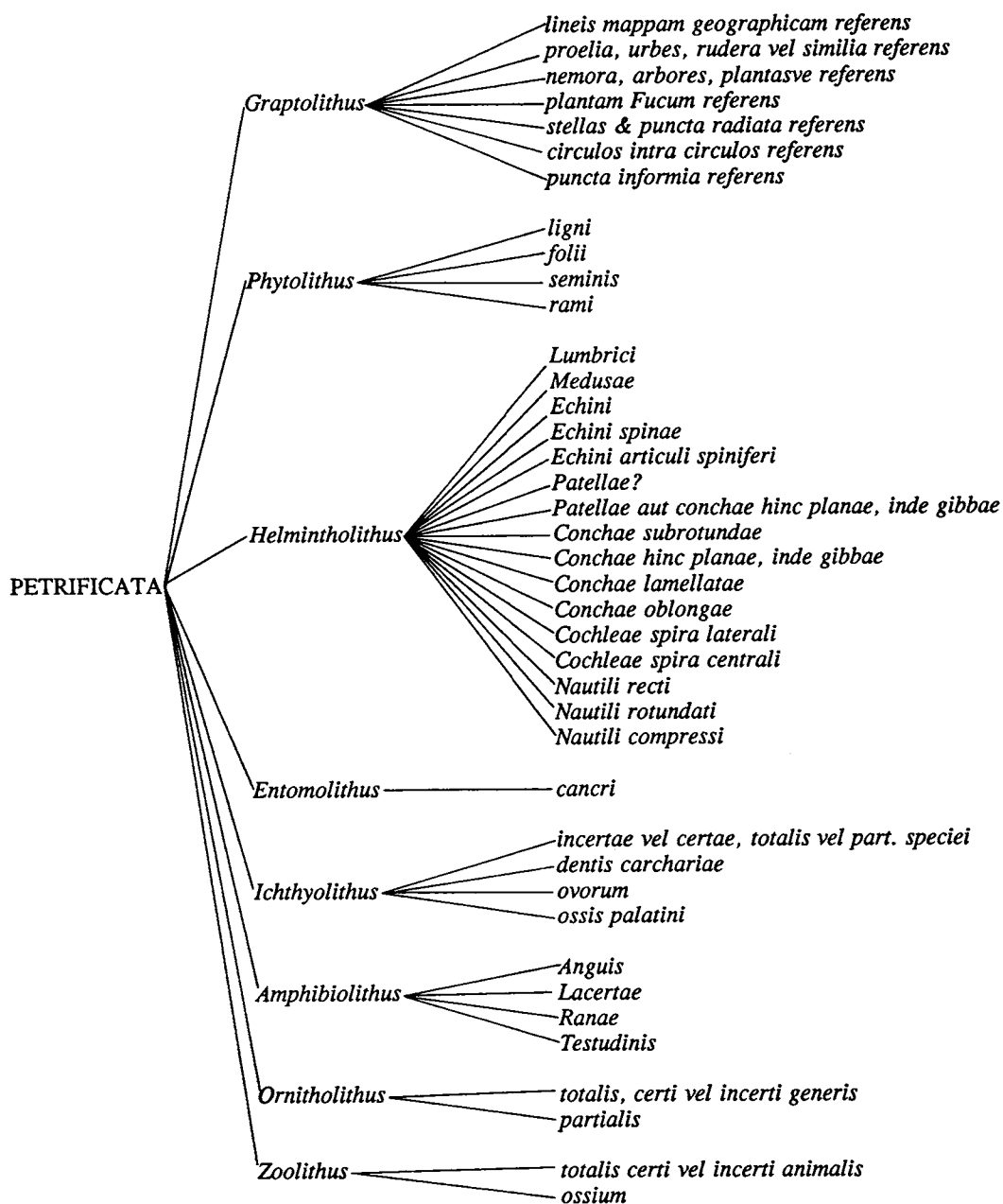


Figure 4.7. Species of the genera of the Order Petrificata (Linnaeus, 1735).

they form the diagram of Figure 4.8 (a sup-semilattice).

It is obvious that, in the Aristotelian system of logical division, their intensional classification is the opposite order (Figure 4.9).

Between the extensional and the intensional classifications there exists a decreasing function (Figure 4.10).

Let's denote by  $A$  an inf-semilattice

whatsoever representing the logical division or diairesis of a certain universe of discourse of natural history; let this inf-semilattice be an intensional classification.

Let's denote by  $X$  any non-empty proper subset of  $A$  such that

- (i)  $X$  is a sequence of taxa  $S(t', t'')$ ;
- (ii) the supreme of  $X$  ( $\text{sup}(X)$ ) coincides with a maximal taxon of  $A$  and the infimum of  $X$  ( $\text{inf}(X)$ ) coincides with the minimum element of  $A$  ( $\text{min}(A)$ ).

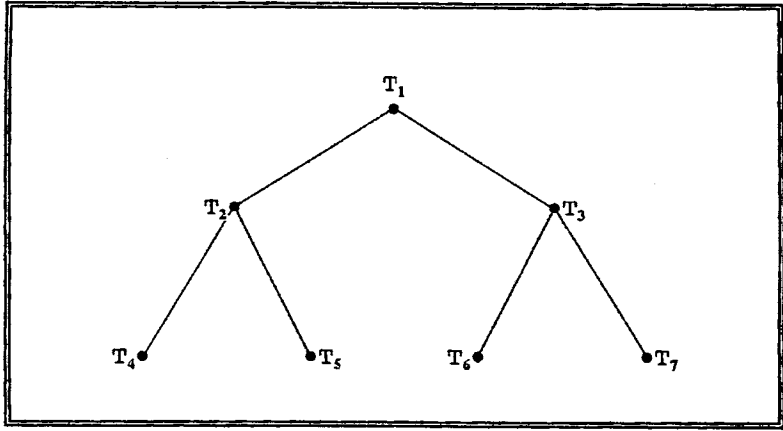


Figure 4.8. A sup-semilattice of extensionally ordered taxa.

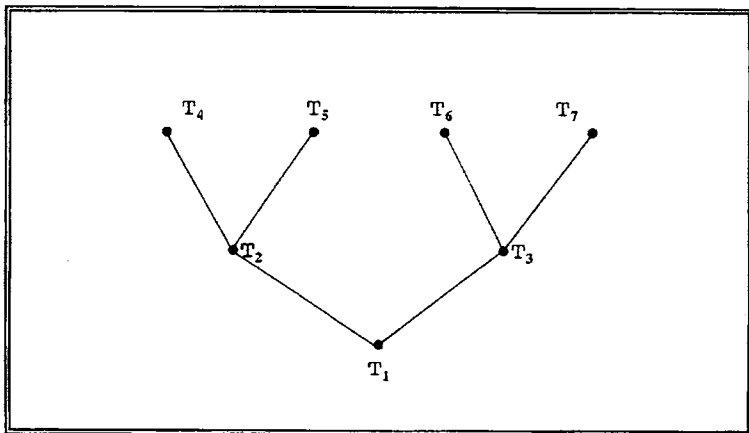


Figure 4.9. An inf-semilattice of intensionally ordered taxa.

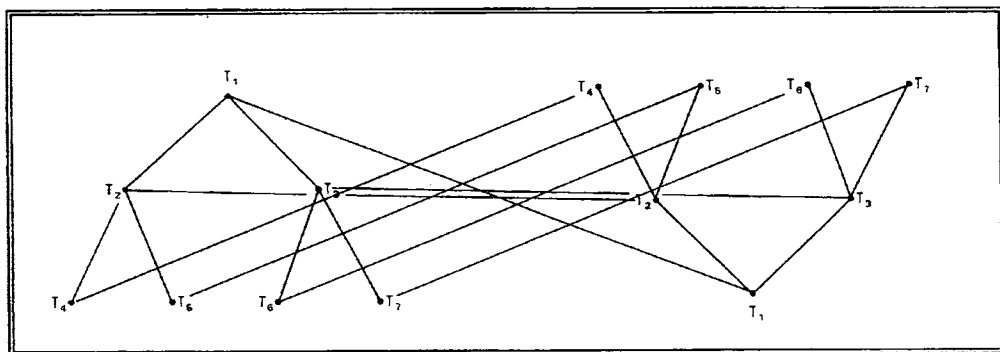


Figure 4.10. Decreasing function from the sup-semilattice of extensionally ordered taxa into the inf-semilattice of intensionally ordered taxa.

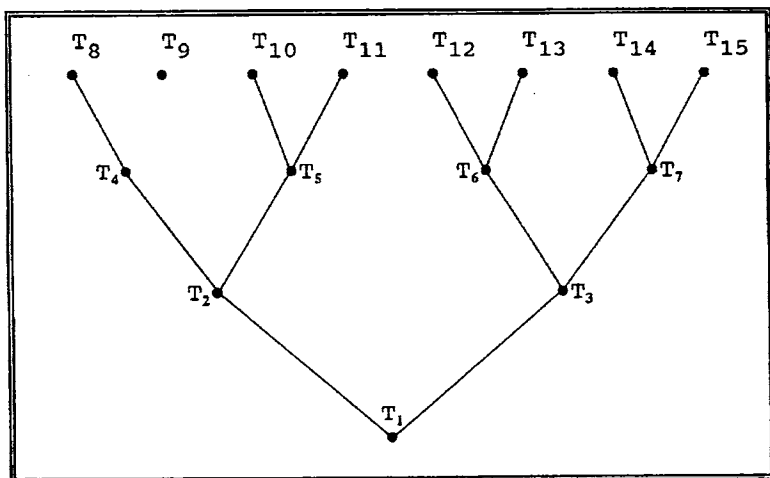


Figure 4.11

**Example 4.4.1.** Let  $A$  be the inf-semilattice given by the diagram of Figure 4.11:

We have 8 proper subsets of  $A$  satisfying conditions (i) and (ii) above, namely

$$X_1 = \{t_1, t_2, t_4, t_5\};$$

$$X_2 = \{t_1, t_2, t_4, t_5\};$$

$$X_3 = \{t_1, t_2, t_5, t_{10}\};$$

$$X_4 = \{t_1, t_2, t_5, t_{11}\};$$

$$X_5 = \{t_1, t_3, t_6, t_{12}\};$$

$$X_6 = \{t_1, t_3, t_6, t_{13}\};$$

$$X_7 = \{t_1, t_3, t_7, t_{14}\};$$

$$X_8 = \{t_1, t_3, t_7, t_{15}\};$$

Finally, let's denote by  $H$  the chain of the five primitive Linnaean categories (a hierarchy of categories).

**Definition 4.4.1.** The Linnaean system of

categories is employed validly if:

(i) Every taxon  $t$  (except the maximal taxa in an intensional classification)  $\in C_i$  ( $0 \leq i \leq n$ ) is related to at least two distinct taxa belonging to the immediately superior category (i. e.,  $C_{i+1}$ ), that is,

$\forall t(\text{not maximal}) \in C_i$  ( $0 \leq i \leq n$ ),  $\exists t_1, t_2, \dots, t_m$  ( $m \geq 2$ )  $\in C_{i+1}$ ,  $t_1, t_2, \dots, t_m \neq t$ , such that

$t < t_1, t_2, \dots, t_m$ .

In other words, every proper subset  $X$  of  $A$  (such as defined above) must have the same length  $i$ .

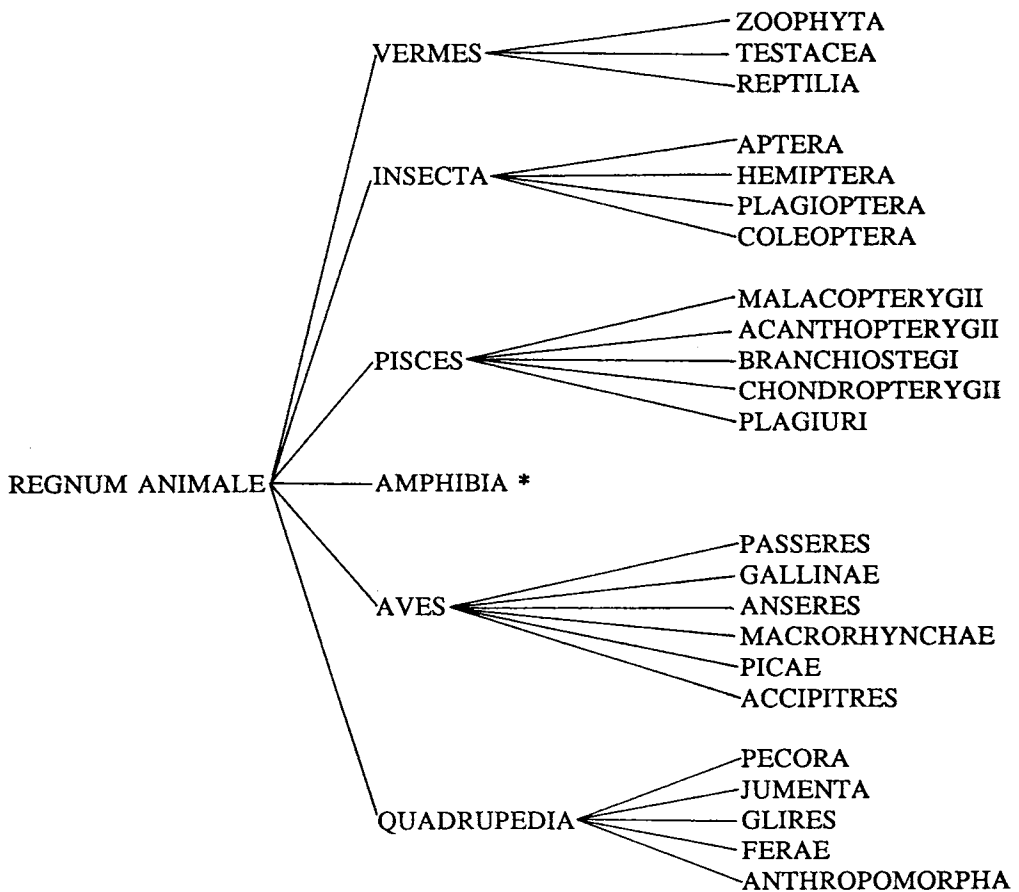
(ii) For every proper subset  $X$  of  $A$ , there exists a

function  $f: X \rightarrow H$  such that it preserves order strictly.

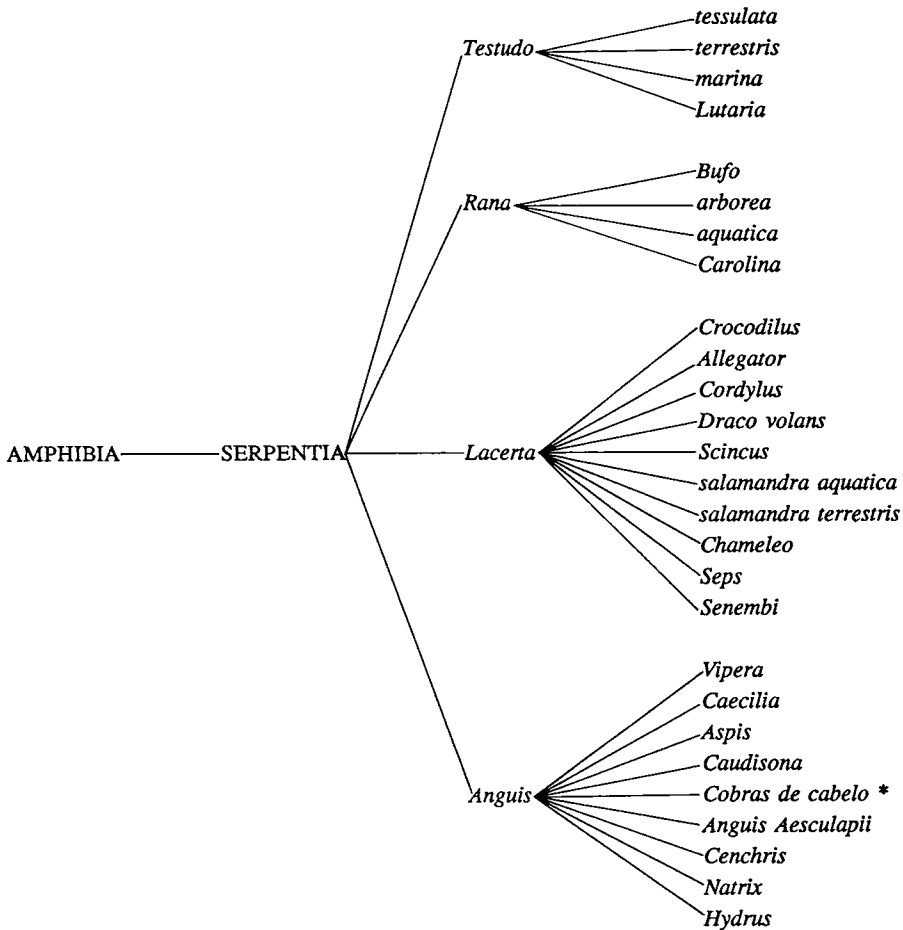
**4.5. Difficulties encountered by Linnaeus in the application of his system of categories.**

Already in the first edition of his *Systema Naturae* (1735) Linnaeus felt the practical problem of applying his system of categories. Let's examine a few examples.

**Example 4.5.1.** In the case of the Petrificata (Figure 4.7) axiom (i) of Definition 4.4.1 was violated. The genus *Entomolithus* includes only one species: *Entomolithus cancri*. Notice that, intensionally speaking,  $Entomolithus = \{Entomolithus cancri\}$ .



**Figure 4.12.** Classification of the Animal Kingdom down to the level of order (after Linnaeus, 1735). The classification of the Class Amphibia down to the level of species is shown in Figure 4.13.



**Figure 4.13.** Classification of Amphibia down to species level (after Linnaeus, 1735). (\*) In Portuguese in Linnaeus' original. Linnaeus intended to say "cobras de capelo" (i. e., najas), and not "cobras de cabelo" (hair snakes).

**Example 4.5.2.** A similar situation occurs in the case of the 'Regnum Animale' (Figures 4.12 and 4.13) - Amphibia has only one order, Serpentina. Intensionally, Amphibia = {Serpentina}.

**Example 4.5.3.** In the case of the 'Regnum Vegetabile' the situation is disastrous. Axioms (i) and (ii) of Definition 4.4.1 are violated several times (cf. Figures 4.14 and 4.15).

That Linnaeus was conscious of the problems caused by his stubborn adherence to the system of categories will be made clear in the next

section, where we shall see the devices he used in trying to circumvent those problems; he created, instead, worse difficulties.

#### 4.6. Devices used by Linnaeus to circumvent the problem of the use of the system of categories

On several occasions, including his 10th edition of the *Systema Naturae* (1758), Linnaeus used several devices to circumvent the inadequacy in the application of his system of categories to classifications. A few examples will illustrate this.

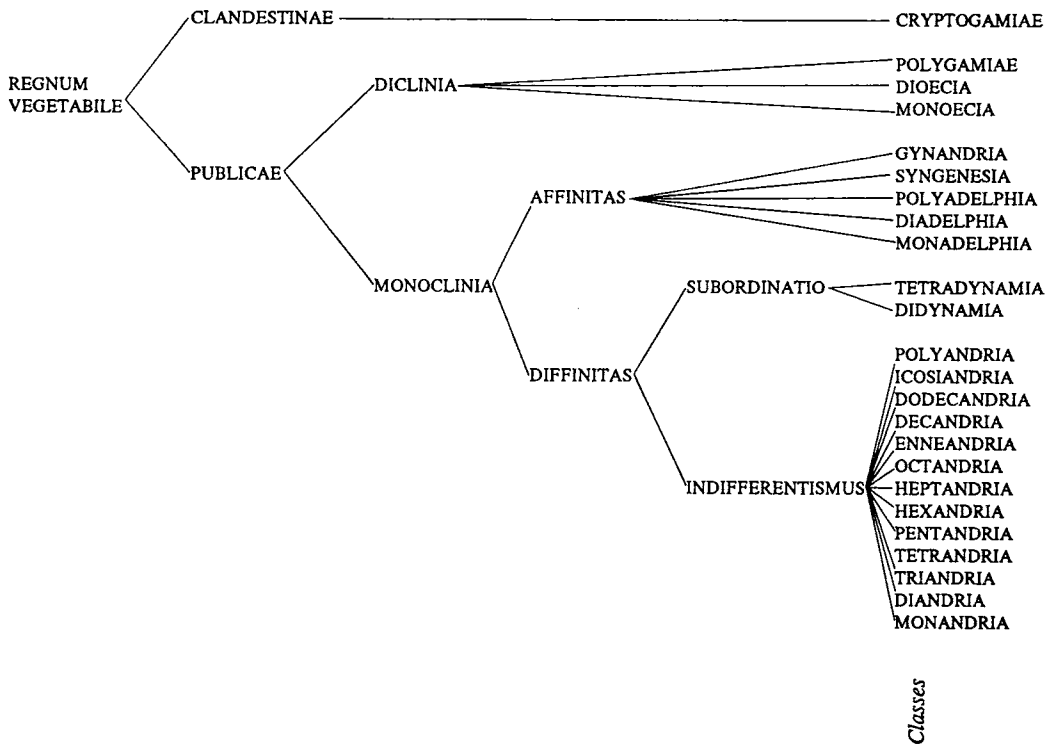


Figure 4.14. Classification of the Plant Kingdom down to the level of 'Classes' (apud Linnaeus, 1735).

**Example 4.6.1.** Let's consider the *genus Curculio* (Insecta, Coleoptera) such as it appears in the *Systema Naturae* of 1758. Linnaeus divided it as in Figure 4.16:

But the correct logical division is that shown in Figure 4.17. There are, according to the correct logical division, two additional levels, and, consequently, two categories more, between the infamous species and *Curculio*. This latter taxon would belong, following Linnaeus' system, in the category *classis*, and never in the category *genus*. This would ruin the entire system of categories within the Animal Kingdom. Linnaeus tried to eliminate this problem doing a false logical division of the '*genus*' *Curculio*.

**Example 4.6.2.** Another artifice commonly employed by Linnaeus is illustrated by the case of *Entomolitus cancri*, aforementioned. Let us establish a set-theoretical basis to explain what we consider was the intuitive reasoning of Linnaeus.

Let's denote the taxa *Graptolithus*, *Phytolithus*, *Helmintholithus*, *Entomolithus*, *Ichthyolithus*, *Amphibiolitus*, *Ornitholithus* and *Zoolitus*, respectively, by their initial letters; let's give them an extension (denoted by *o*) and an intension (denoted by *n*), in the following manner:

$$G = (o_G, n_G),$$

$$P = (o_P, n_P),$$

$$H = (o_H, n_H),$$

$$E = (o_E, n_E),$$

$$I = (o_I, n_I),$$

$$A = (o_A, n_A),$$

$$O = (o_O, n_O),$$

$$Z = (o_Z, n_Z).$$

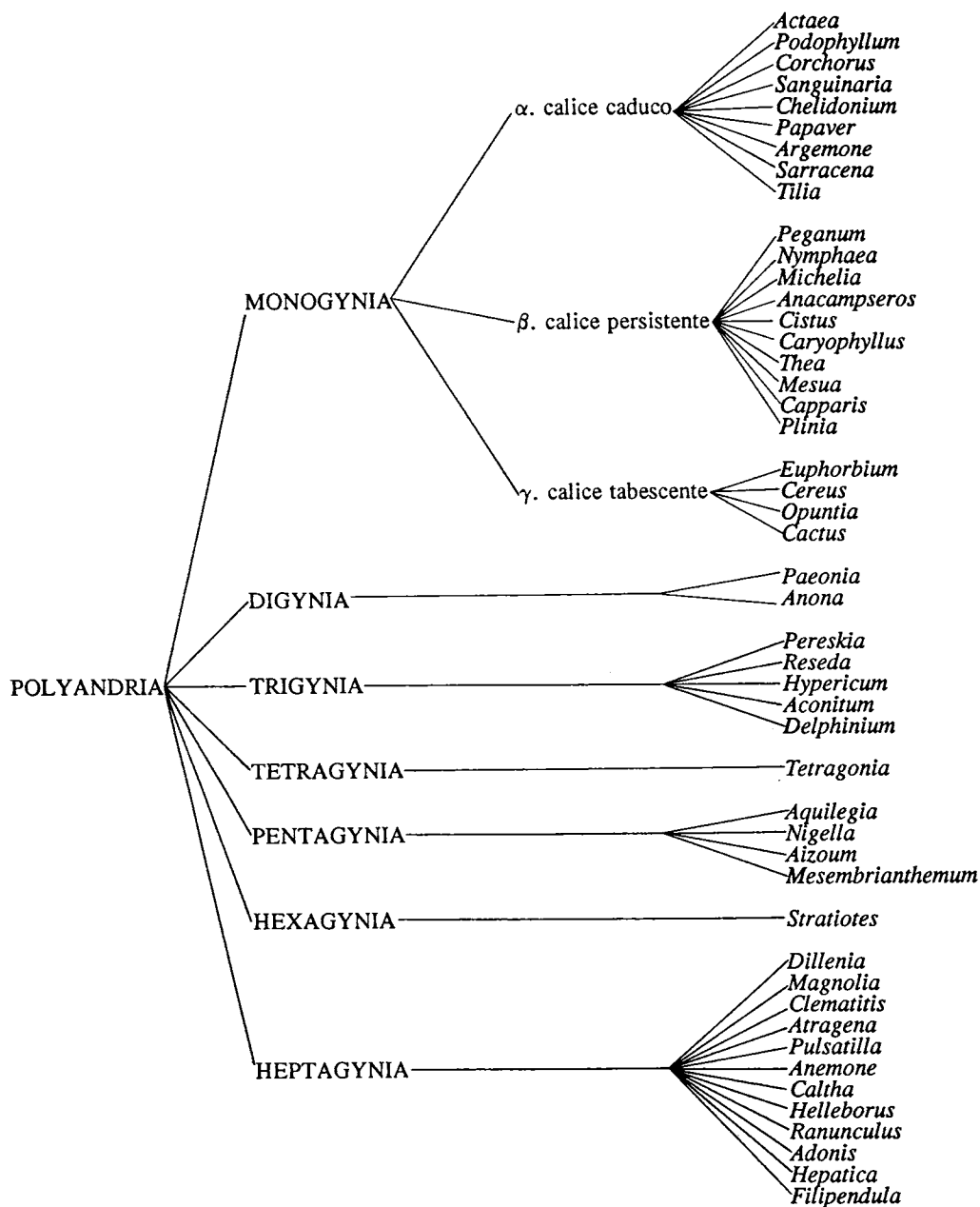


Figure 4.15. Classification of the Polyandria down to the level of genera (*apud* Linnaeus, 1735).

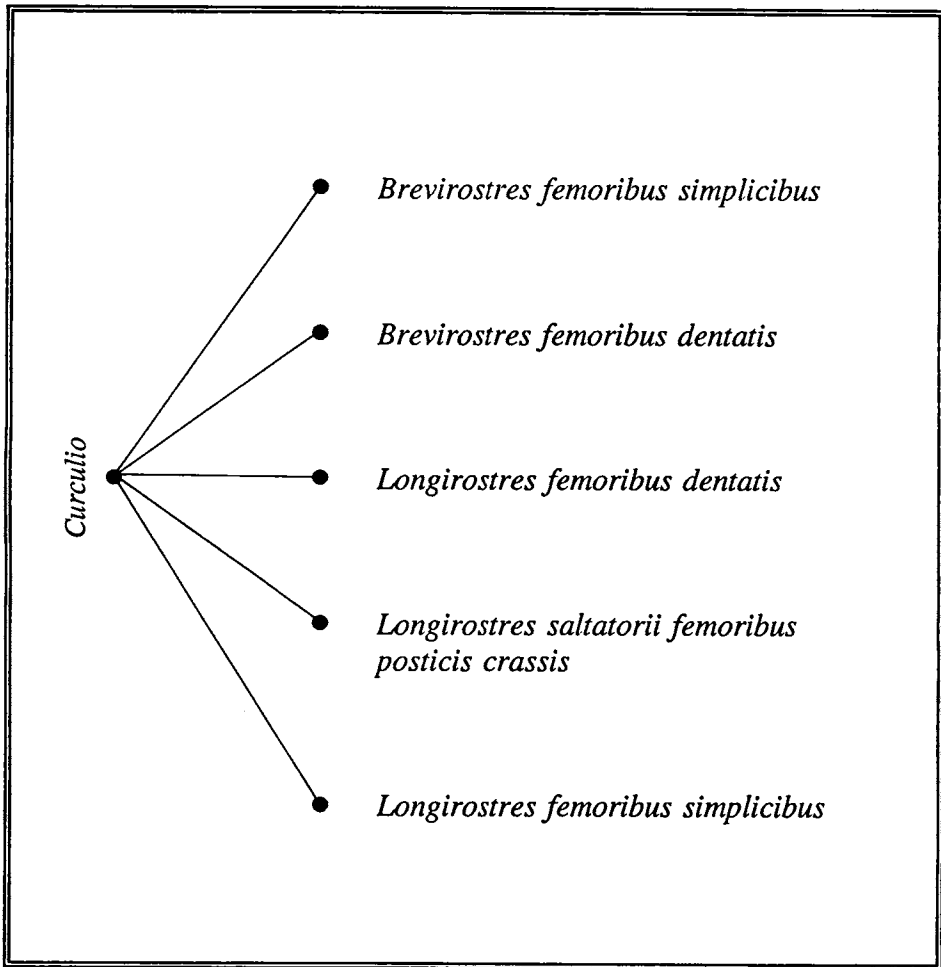


Figure 4.16. Division of the 'genus' *Curculio* in *eide*, such as it appears in Linnaeus' *Systema Naturae* (1758).

Next, let's attribute hypothetical notes to the several intensions:

$$n_G = \{a, b, c\}$$

$$n_P = \{a, d, c\}$$

$$n_H = \{a, f, g\}$$

$$n_E = \{\{a, h, i\}\}$$

$$n_I = \{a, j, k\}$$

$$n_A = \{a, l, m\}$$

$$n_o = \{a, n, o\},$$

$$n_z = \{a, p, q\}.$$

Notice that  $\{a, h, i\}$  is the (hypothetical) set of notes attributed to *Entomolithus cancri*, the sole species of *Entomolithus*. To obtain the distinct set *Entomolithus* (to maintain a certain symmetry in the system of categories), Linnaeus had to transform (so as to say) *Entomolithus* into the unitary set of the set  $\{a, h, i\}$ , that is, *Entomolithus* (or, better saying,  $n_E = \{\{a, h, i\}\}$ ).



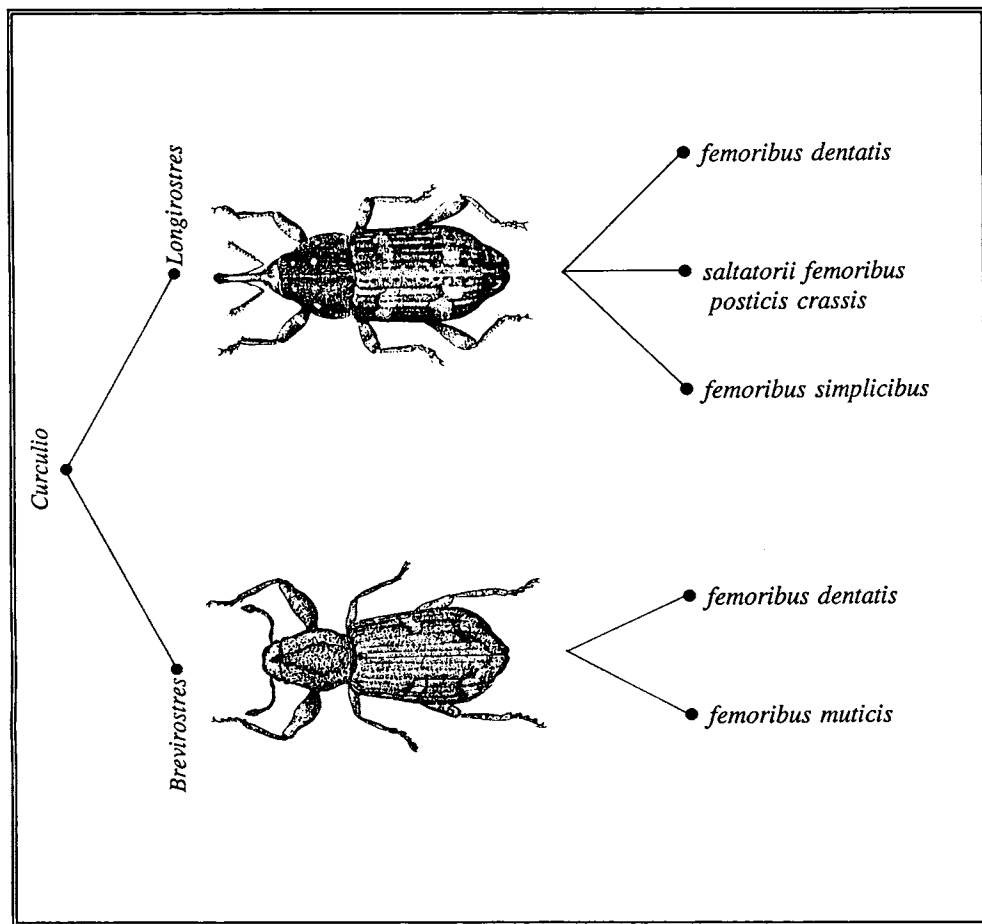


Figure 4.17. The correct logical division of the ‘genus’ *Curculio*, using the characters employed by Linnaeus in 1758.

Doing this, Linnaeus created serious problems:

(i) He broke the relation of (intensional) order which orders the classification. Notice that *Entomolithus cancri*, understood as the intensional set {a, h, i} is *not* included in *Entomolithus*, taken as the set {{a, h, i}}, but *belongs* to it ( $\{a, h, i\} \hat{=} \{\{a, h, i\}\}$ ). Consequently, Linnaeus would not have a classification.

(ii) He could never have obtained ‘Petrificata’ as the non-empty intersection of the

intensions of G, P, H, E, I, A, O and Z. E (or, more appropriately,  $n_E = \{\{a, h, i\}\}$ ) is disjunct from each of the intensional sets  $n_G, n_P, n_H, n_I, n_A, n_O$  and  $n_Z$ , as there is no element in common between  $n_E$  and those sets (the only element of the set  $\{\{a, h, i\}\}$  is the set {a, h, i}, which is exclusive of E).

The taxon *Entomolithus*, therefore, should be left out of the classification. This absurd result is necessary, if one adopts such a Linnaean artifice.

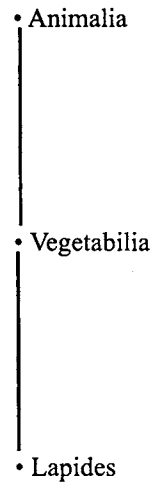
**Example 4.6.3.** The same reasoning applies to the case of the Amphibia (Figures 4.12 and 4.13):

Serpentia would belong to Amphibia (Amphibia understood as {Serpentia}) and Amphibia would be intensionally disjunct from Vermes, Insecta, Pisces, Aves and Quadrupedia. In short, Amphibia should be excluded from the Animal Kingdom!

**Example 4.6.4.** The most desperate artifice used by Linnaeus to maintain his absurd system of categories was employed in his most beloved kingdom -the Plants. As the distinct  $X, \subsetneq A$ , in this case, have different lengths, Linnaeus' attributed categories to taxa in an arbitrary form, whilst leaving many taxa without a corresponding category (e.g., in Figure 4.14, the taxa he called Publicae, Clandestinae, Monoclinia, Diclinia, Diffinitas, Affinitas, Indifferentismus and Subordinatio). He attributed the category *classis* to many groups which occupy different levels in the diairesis. In the case of the Polyandria (Figure 4.15) he just ignored the intermediary level (an additional category) between the Monogynia and the 'genera'. In short, in total desperation, he used the categories as he wanted, without logical bases!

**Example 4.6.5.** One last example will illustrate another forceful device used by Linnaeus to maintain his system of categories. In the first edition of his *Systema Naturae* (1735), in the chapter "Observationes in Regna iii. naturae", in the paragraph 15 he states: "*Lapides crescunt. Vegetabilia crescunt & vivunt. Animalia crescunt, vivunt & sentiunt. Hinc limites inter haecce Regna constituta sunt.*"

Consequently, these three taxa form a totally ordered system (if arranged intensionally), or a chain (a "scala naturae"). Therefore, the three cannot be "kingdoms", as, to belong to the same category, taxa must be intensionally non-comparable. In this case, the taxon "Lapides" is properly included in the taxon "Vegetabilia", which, in its turn, is properly included in the taxon "Animalia" (intensionally speaking) (Figure 4.18). If "Animalia" is a member of the category "Kingdom", then, according to Linnaeus' system, "Vegetabilia" should be a "Class" and "Lapides" an "order"!



**Figure 4.18.** The true order of Animalia, Vegetabilia and Lapides, according to the characters given by Linnaeus (1735).

#### 4.7. Conclusion

Instead of abandoning the system of categories, provedly inadequate to reality, Linnaeus adhered stubbornly to it, originating many absurds. To complicate the situation, subsequent authors have created more and more categories (Phylum, Cohort, Family, Tribe, and so on), using prefixes (super-, sub-, infra-, etc.) to facilitate the proliferation of categories.

The number of categories may grow indefinitely -they will always form a chain. The number of taxa may grow indefinitely -they will always form (taken intensionally) an inf-semilattice. What will never exist, between this inf-semilattice and the chain formed by categories, is a strict order-preserving function.

To maintain the Linnaean system of categories (otherwise called the system of taxonomic categories) is absurd - unless it be used, as still do taxonomists, in an entirely arbitrary manner. It is incredible that this lack of sense has been perpetuated (and aggravated) in taxonomy.

4.8 A Post-Script

The problem posed by the Linnaean system of categories was considered before by J. R. Gregg in his classic *The language of taxonomy* (1954). The so-called “Gregg’s paradox” aroused much discussion in the literature. Sklar (1964), Van Valen (1964) and Buck and Hull (1966) commented it. There was an answer from Gregg (1968). Then entered in the discussion Hull and Snyder (1969), Buck and Hull (1969) and Ruse (1971). We shall not occupy ourselves here with the opinions of those authors, who, according to us, entirely missed the issue. The interested reader may compare those papers with our treatment of the problem.

$$n_3 = \{n_1, n_2, n_3, n_6\},$$

$$n_4 = \{n_1, n_2, n_3, n_7\}.$$

Let’s denote by  $o_1, o_2, o_3$  and  $o_4$  the respective *extensions* of the species  $S_1, S_2, S_3$  and  $S_4$ .

We have already seen that, in a purely logical classification, a logical genus or *genos* is

(i) *Intensionally* speaking, the non-empty *intersection* of the *intensions* of two or more distinct logical species; and

(ii) *Extensionally* speaking, the *union* of the *extensions* of those two or more distinct logical species.

5. THE EQUIVOCAL USAGE OF THE CONCEPT OF ‘GENOS’

5.1. The concept of ‘genos’ (γενος) in classical taxonomy

Let us suppose, initially, four ‘Linnaean species’  $S_1, S_2, S_3$  and  $S_4$ . Let’s denote by  $n_1, n_2, n_3$  and  $n_4$  the respective *intensions* of those species, such that

$$n_1 = \{n_1, n_3\},$$

$$n_2 = \{n_1, n_2, n_4\},$$

It follows, then, that the species  $S_1, S_2, S_3$  and  $S_4$ , in our case, will show the following aspect, if ordered intensionally (Figure 5.1):

There exist three ‘logical genera’ (*gene*):  $X_1, X_2$  and  $X_3$ , whose respective intensions are  $n_{x1}, n_{x2}$  and  $n_{x3}$ , such that

$$n_{x1} = n_3 \cap n_4,$$

$$n_{x2} = n_2 \cap n_{x1}, \text{ (that is, } n_2 \cap n_3 \cap n_4),$$

$$n_{x3} = n_1 \cap n_{x2} \text{ (that is, } n_1 \cap n_2 \cap n_3 \cap n_4).$$

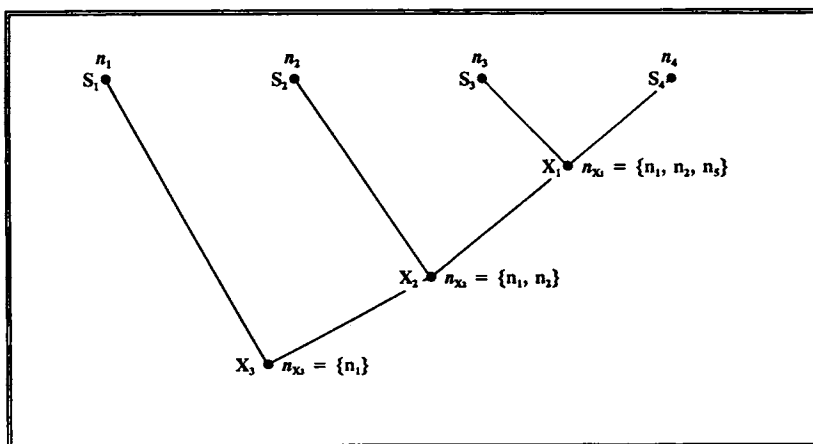


Figure 5.1. Intensional inf-semilattice formed by four terminal species; three logical genera result from the intersections.

Now, extensionally, we have a sup-semilattice (Figure 5.2):

Notice that:

$$o_{x_1} = o_3 \cup o_4$$

$$o_{x_2} = o_2 \cup o_{x_1} \text{ (that is, } o_2 \cup o_3 \cup o_4 \text{),}$$

$$o_{x_3} = o_1 \cup o_{x_2} \text{ (that is, } o_1 \cup o_2 \cup o_3 \cup o_4 \text{).}$$

Another way of representing this is (Figure 5.3):

Between the extensional sup-semilattice and the intensional inf-semilattice, as commented in the previous chapter, there exists a decreasing function (Figure 5.4).

This is the type of classification normally used in the traditional or 'Linnaean' taxonomy.

Let's examine an example of such a classification. Let the 'logical genus'  $X_3$  of Figure 5.2 be the 'Order' Palaeognathiformes (Aves). Let the 'logical species'  $S_1$  be the 'Suborder' Tinami and the 'logical genus'  $X_2$  the 'Suborder' Ratiti. Let the 'logical genus'  $X_1$  be the 'Infraorder' Struthionides and the 'logical species'  $S_2$  the

'Infraorder' Apteryges. Finally, let the 'infamous species'  $S_3$  and  $S_4$  (of our example) be, respectively, the 'Families' Casuariidae and Struthionidae.

If it is a Linnaean classification, we may represent it graphically, using the *extension* of those concepts, as shown in Figure 5.5:

In this case we may say, *extensionally*, that

- (i) The 'order' Palaeognathiformes *includes* the 'suborders' Tinami and Ratiti;
- (ii) The 'suborder' Ratiti *includes* the 'infraorders' Struthionides and Apteryges;
- (iii) The 'infraorder' Struthionides *includes* the 'families' Casuariidae and Struthionidae;
- (iv) Tinami, Apteryges, Casuariidae and Struthionidae *are included* in Palaeognathiformes.

*Intensionally* speaking, however, the 'order' Palaeognathiformes *is included* in the 'suborders' Tinami and Ratiti; Apteryges and Struthionides *include* Ratiti; Casuariidae and Struthionidae *include* Struthionides; and Palaeognathiformes *is included* in Tinami, Apteryges, Casuariidae and Struthionidae (Figures 5.6 and 5.7).

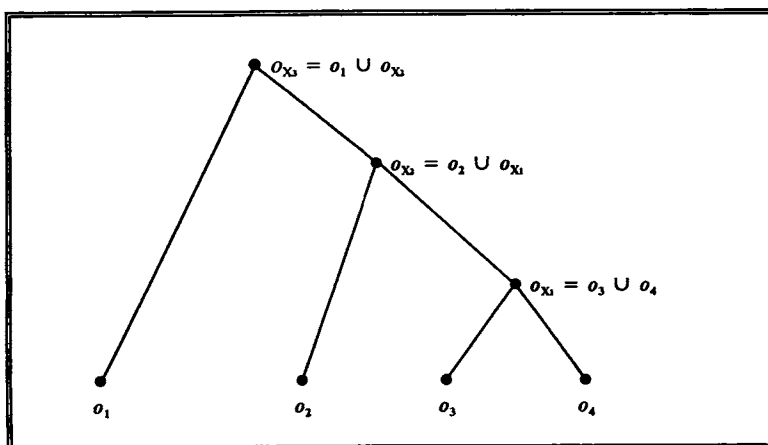


Figure 5.2. Extensional sup-semilattice formed by four species. Three logical genera result from the unions.

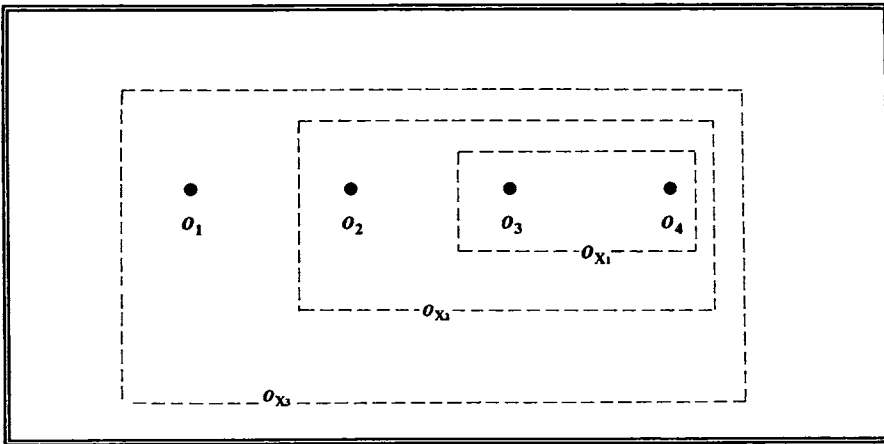


Figure 5.3. Another representation of the relation of extensional inclusion of the classes of Figure 5.2

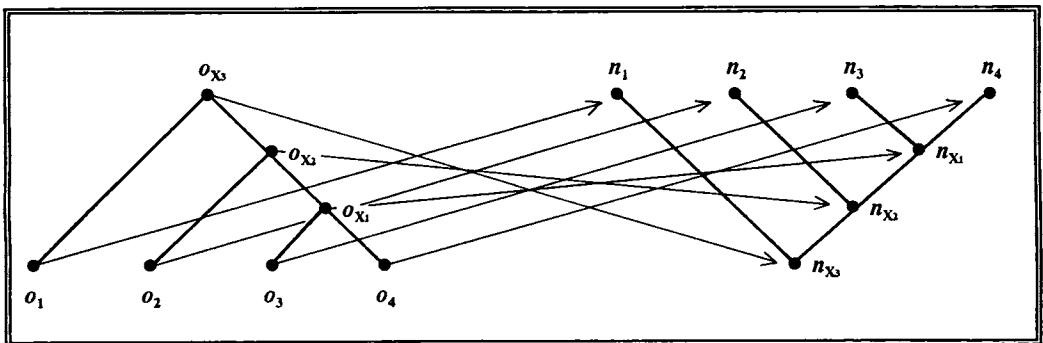


Figure 5.4. Decreasing function from the extensional sup-semilattice in to the intensional inf-semilattice, obtained in classical taxonomy.

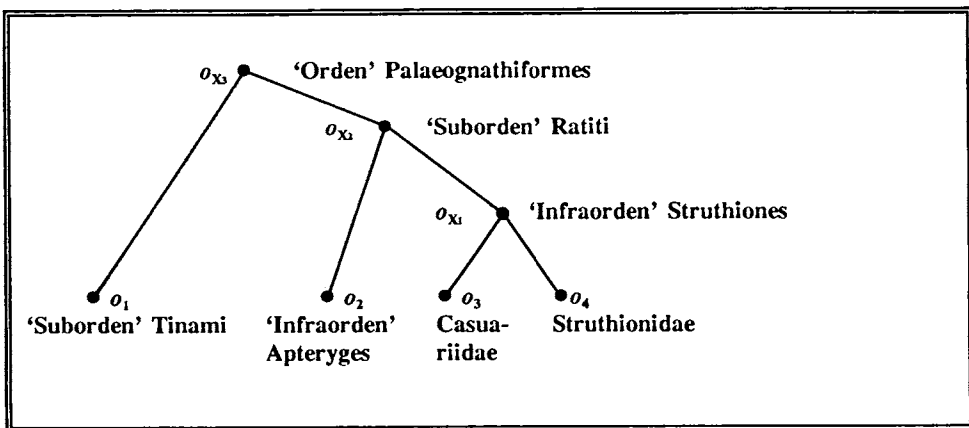


Figure 5.5. Extensional classification of the 'order' Palaeognathiformes.

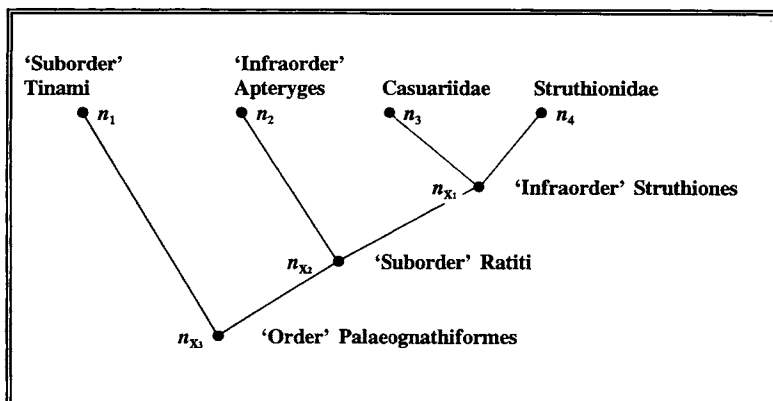


Figure 5.6. Intensional classification of the 'order' Palaeognathiformes.

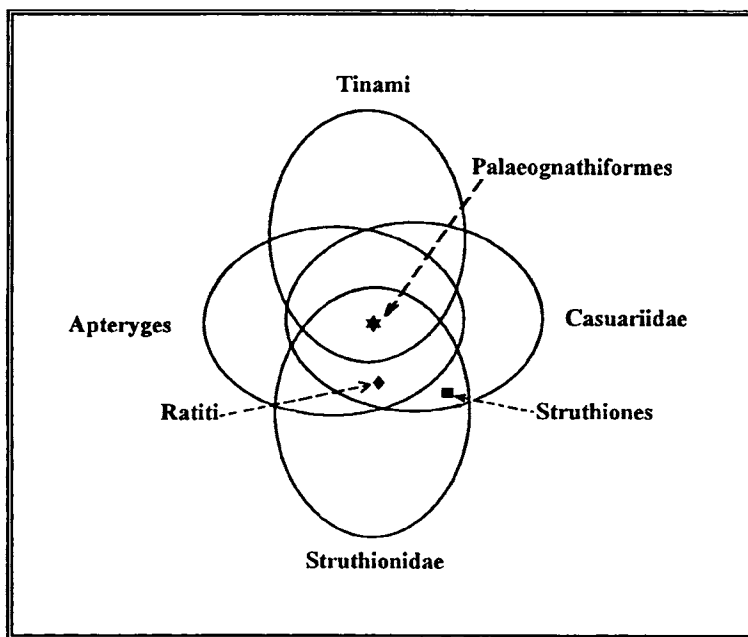


Figure 5.7. Euler-Venn diagram of the intensional classification of the 'order' Palaeognathiformes.

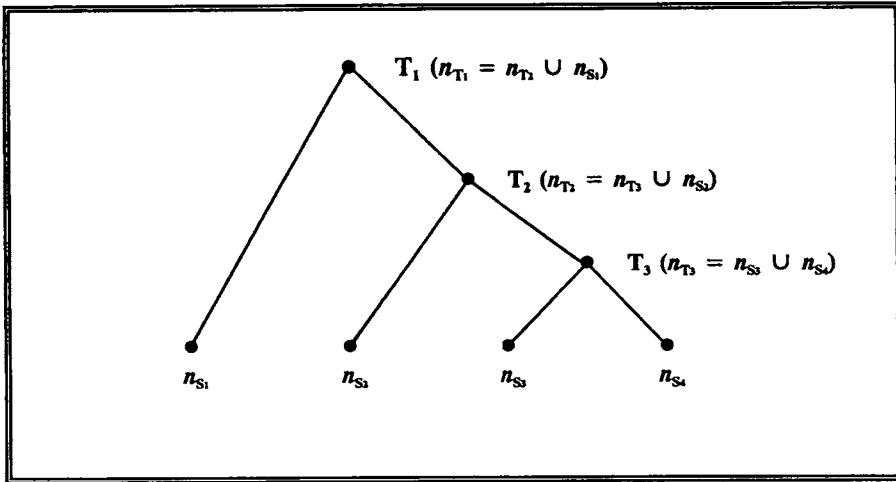


Figure 5.8. Intensional sup-semilattice formed by 'monophyletic-groups'

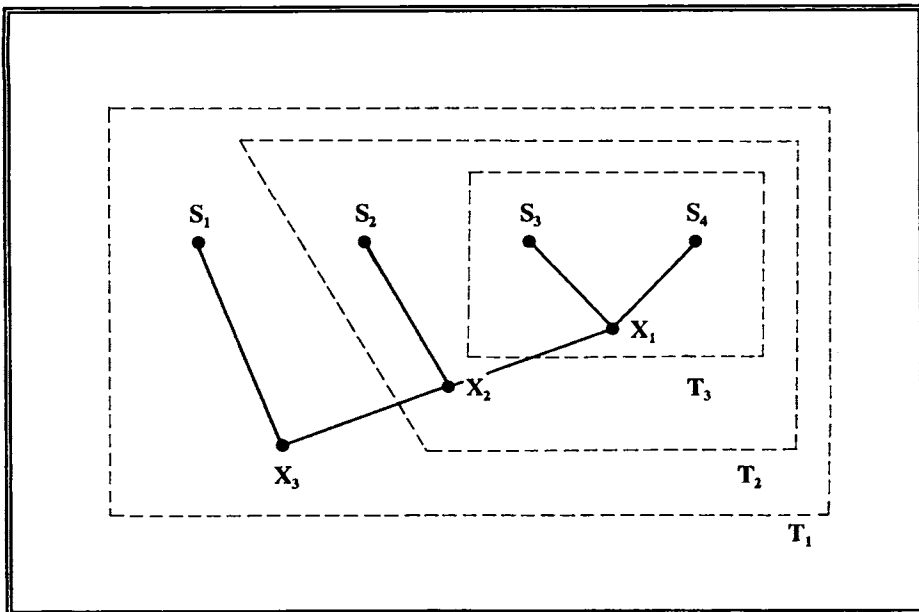


Figure 5.9. Another graphic representation of the intensional sup-semilattice formed by 'monophyletic groups' shown in Figure 5.8, with 'ancestral cidophoronts' ( $X_1, X_2, X_3$ ).

## 5.2. What happened to the 'logical genera' in evolutionary taxonomy

We may now consider the changes introduced in taxonomy with the advent of the Theory of Evolution.

1. Given two or more distinct species, the non-empty intersection of the *intensions* of those species came to be considered the *intension of an ancestral species* (of an *eidophoront*, in our terminology, ancestral to those species). Thus, in our example of Figure 5.1, the intension of the *eidophoront*  $X_1$  ( $n_{x1}$ ) is the set  $\{n_1, n_2, n_3\}$ ; the intension of the *eidophoront*  $X_2$  ( $n_{x2}$ ) is the set  $\{n_1, n_2\}$ ; notice that  $n_{x2}$  is also equivalent to  $n_2 \cap n_3 \cap n_4$ ; and that the intension of the *eidophoront*  $X_3$  ( $n_{x3}$ ) is the unitary set  $\{n_1\}$ , which is equivalent to  $n_1 \cap n_{x2}$  ( $= n_1 \cap n_2 \cap n_{x1} = n_1 \cap n_2 \cap n_3 \cap n_4$ ).

From the set-theoretical point of view, be it in Linnaean taxonomy, or in evolutionary taxonomy, the species system, ordered *intensionally* by the relation of proper inclusion, will always result in inf-semilattices. The difference lies in the underlying ontology. In Linnaean taxonomy, the non-empty intersections of two or more species are logical 'genera' or *gene*; in evolutionary taxonomy, they are considered 'ancestral species' (or, in our terminology, ancestral eidophoronts) - real entities, then, and no longer abstractions - which existed in time and space.

2. Given two or more distinct morphospecies with non-empty intensional intersection, the *union* of their *intensions* is now, in evolutionary taxonomy, considered a *monophyletic group*. Thus, in relation to the previous example, we have the following (Figure 5.8):

Representing together the system of the species and the system of the 'monophyletic groups' we have the aspect exhibited in Figure 5.9:

Notice that the intensions of the sets  $t_1$ ,  $t_2$  and  $t_3$  are, respectively:

$$n_{t1} = \{n_1, n_2, n_3, n_4, n_5, n_6, n_7\};$$

$$n_{t2} = \{n_1, n_2, n_4, n_5, n_6, n_7\};$$

$$n_{t3} = \{n_1, n_2, n_3, n_6, n_7\}.$$

Remember that  $n_1 = \{n_1, n_3\}$ ,  $n_2 = \{n_1, n_2, n_4\}$ ,  $n_3 = \{n_1, n_2, n_3, n_6\}$  and  $n_4 = \{n_1, n_2, n_3, n_7\}$ , which are the respective intensions of  $S_1$ ,  $S_2$ ,  $S_3$  and  $S_4$ .

Now let's return to the example of the Palaeognathiformes. Let's postulate that this group presents only the taxa represented in Figure 5.6, for brevity's sake.

In *evolutionary taxonomy*, *intensionally* speaking, we have that the *name* 'Palaeognathiformes' designates the set called  $t_1$  in our Figure 5.8; in the *Linnaean system* it designates (still *intensionally*) the 'genos'  $X_3$  of Figure 5.1, and *extensionally* the element  $o_{x3}$  of the sup-semilattice shown in Figure 5.2.

'Tinami', as we had convened, is the name of the 'species'  $S_1$ .

'Ratiti', *intensionally*, in *evolutionary taxonomy*, corresponds to the taxon  $t_2$  of Figure 5.8; in the *Linnaean taxonomy*, it denotes the 'genos'  $X_2$  (Figure 5.1) and the element  $o_{x2}$  of the sup-semilattice of Figure 5.2.

'Apteryges' is the name of  $S_2$ .

'Struthiones' denotes the set  $t_3$  (Figure 5.8) and the 'genos'  $X_1$  of Figure 5.1 (or the element  $o_{x1}$  of the sup-semilattice of Figure 5.2).

Finally, 'Casuariidae' corresponds to  $S_3$  and 'Struthionidae' to  $S_4$ .

We now see why the same name of a 'suprageneric category' is used, in a preposterous way, to denote the entire monophyletic system and to denote exclusively the eidophoront which is ancestral to all other taxa of that same monophyletic system. Pure and simply because of confusion between concepts used in Linnaean taxonomy and evolutionary taxonomy.

Let's denote, now, respectively, by  $o_p$ ,  $o_R$ ,  $o_S$ ,  $o_T$ ,  $o_A$ ,  $o_c$  and  $o_s$ , the *extensions* of the taxa Palaeognathiformes, Ratiti, Struthiones, Tinami,



Apteryges, Casuariidae and Struthionidae. The ordered system results as in Figure 5.10, in evolutionary systematics. We have the same result in Linnaean taxonomy.

But if we compare it to the sup-semilattice obtained with the *intensions* of the same taxa in evolutionary taxonomy, we will note that there is an *isomorphism of order* between the two, and no longer a decreasing function, as happened with Linnaean taxonomy (Figure 5.4). Figure 5.11 represents the isomorphism of order existing between the extensional sup-semilattice and the intensional sup-semilattice of the same taxonomic group in evolutionary taxonomy.

The *species*, in evolutionary taxonomy, ordered by the relation of intensional inclusion, will always form an inf-semilattice.

*Monophyletic groups* will always result, ordered by the relation of intensional or extensional inclusion, in sup-semilattices, in evolutionary taxonomy.

### 5.3. The three different meanings of 'genus'

Due to the confusion generated in evolutionary taxonomy as regards the 'supraspecific categories', three different meanings of the concept of 'genus' (and the same can be

said of all the other 'suprageneric categories') exist. We will call them C-genos, P-genos and inf(P-genos).

1. Given a phylogeny (with 3 or more taxa), a *C-genos* is the set of all the terminal species (the maximal elements of the inf-semilattice obtained by intensional inclusion). This is the concept of 'genus' (and other categories) appearing in catalogues -that's why we call this concept a C-genos.
2. Given a phylogeny (with 3 or more taxa) a *P-genos* is the set of all the taxa (species and eidophoronts) of that phylogeny.
3. Finally, the *inf(P-genos)* is the eidophoront which is ancestral to all the other taxa of a phylogeny. Let's illustrate this with an example (Figure 5.12):

When a phylogeneticist says 'the phylogeny of the 'genera' *M-us*, *N-us* and *X-us*', he actually means 'the phylogeny of the ancestral eidophoront of the monophyletic groups *M-us*, *N-us* and *X-us*'.

Another example to illustrate the confusion among these three concepts.

Let's postulate the existence of the following hypothetical species and their respective sets of apomorphies:

$$X-us \ a-us = \{n_1, n_2\};$$

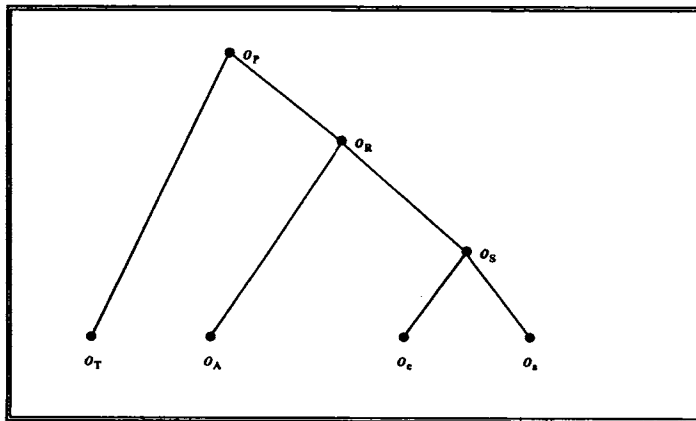


Figure 5.10. Extensional sup-semilattice formed by the 'monophyletic groups' of the 'Order' Palaeognathiformes.

$$X-us \text{ b-us} = \{n_1, n_2, n_3\};$$

$$X-us \text{ c-us} = \{n_1, n_2, n_3, n_6\};$$

$$X-us \text{ d-us} = \{n_1, n_2, n_3, n_7\}.$$

The phylogeny results as in Figure 5.13:

*X-us* can be interpreted in three different manners, as explained above:

1. As a C-genos, it includes 4 morphospecies (the terminal species of the phylogeny);
2. As a P-genos, it includes 7 taxa;
3. As an inf(P-genos) it is identical with the eidophoront  $X_3$ .

As regards the *intensions* of these three meanings, *X-us*, considered either as a C-genos or as a P-genos, has the same intension ( $\{n_1, n_2, n_3, n_4, n_5, n_6, n_7\}$ ), but as an inf(P-genos) its intension is  $\{n_1\}$ .

#### 5.4. On how even Hennig became equivocated

In *Phylogenetic Systematics* (1966: 70-72) W. Hennig declared:

«Two different graphic representations of a hierarchic system are contrasted in Fig. 18 [our Figure 5.14]. Comparison shows that they correspond exactly to one another: every fact that can be inferred from I is also expressed in II; the only difference is the way in which the phylogenetic relationships of the individual species are expressed. In II the phylogenetic relationships between a species (stem species) and its successor species are indicated by arrows. In I they can be recognized equally well from the fact that the symbolic boundary lines of the stem species have been drawn around their successor species. The form of representation I has a particular significance because it shows how the boundaries of the higher taxa must be drawn in the phylogenetic system: in I the symbols for the 'stem species' 1, 2, 3, 4, coincide with the boundaries of the higher taxa in which the species that arose from them are collected in groups in the phylogenetic system [and here Hennig was equivocated, as will be demonstrated presently]. From this it is evident that to every higher taxon in the phylogenetic system there corresponds a 'stem species' from which all the species included in the taxon have arisen. It is also evident that in the phylogenetic system the species included in each higher taxon must be derivable from a common stem species, and that no species having arisen from this stem species can be placed outside this taxon.

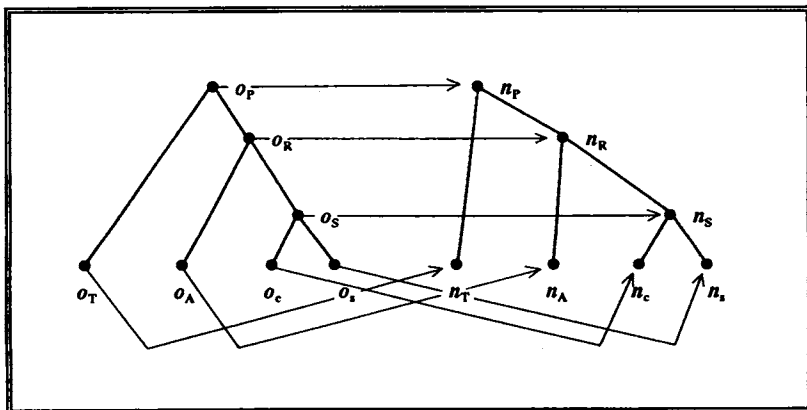


Figure 5.11. Isomorphism of order from the extensional sup-semilattice into the intensional sup-semilattice formed by the 'monophyletic groups' of the 'Order' Palaeognathiformes, obtained in phylogenetic systematics.

From the fact that in diagram 1 the boundaries of a 'stem species' coincides with boundaries of the taxon that includes all its successor species [Hennig's equivoque], it follows that the 'stem species' itself belongs in this taxon. But since, so to speak, it is identical with all the species that have arisen from it [sic], the 'stem species' occupies a special position in this taxon. If, for example, we knew with certainty the stem species of the birds (and it is only from such a

premise that we can start in theoretical considerations), then we would have to include it in the group 'Aves'. But it could not be placed in any of the subgroups of the Aves. Rather we would have to express unmistakably the fact that in the phylogenetic system it is equivalent to the totality of all species of the group [sic]» (italics ours).

Let's redraw Hennig's phylogeny, naming its constitutive taxa, and giving them apomorphies, as in Table 5.1 and Figure 5.15.

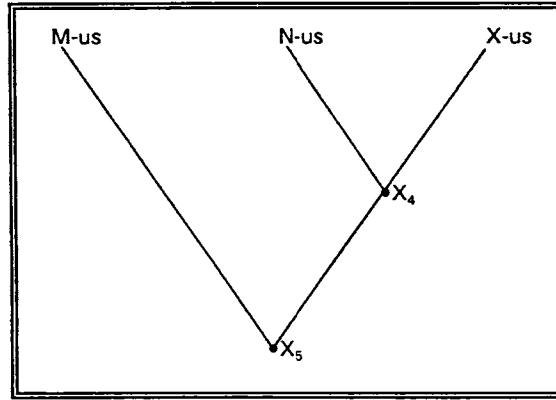


Figure 5.12. 'Phylogeny' of three hypothetical 'genera', *M-us*, *N-us* and *X-us*.

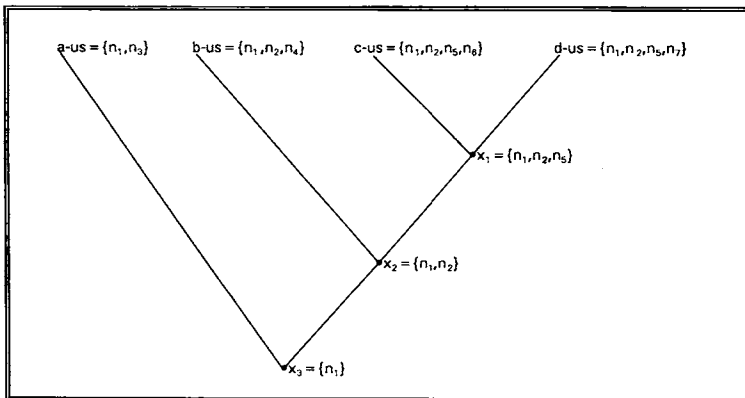


Figure 5.13. 'Phylogeny' of a hypothetical group.

TABLE 5.1. Hypothetical intensions of the 23 taxa included in Hennig's Figure 18 (1966: 71). Compare with figures 5.14 and 5.15.

$S_1$	= { $n_1$ }
$S_2$	= { $n_1, n_2$ }
$S_3$	= { $n_1, n_3$ }
$S_4$	= { $n_1, n_2, n_4$ }
$S_5$	= { $n_1, n_2, n_5$ }
$S_6$	= { $n_1, n_2, n_5, n_6$ }
$S_7$	= { $n_1, n_2, n_5, n_7$ }
$S_8$	= { $n_1, n_2, n_5, n_6, n_8$ }
$S_9$	= { $n_1, n_2, n_5, n_6, n_9$ }
$S_{10}$	= { $n_1, n_2, n_4, n_{10}$ }
$S_{11}$	= { $n_1, n_2, n_4, n_{11}$ }
$S_{12}$	= { $n_1, n_2, n_5, n_6, n_8, n_{12}$ }
$S_{13}$	= { $n_1, n_2, n_5, n_6, n_8, n_{13}$ }
$S_{14}$	= { $n_1, n_2, n_5, n_6, n_9, n_{14}$ }
$S_{15}$	= { $n_1, n_2, n_5, n_6, n_9, n_{15}$ }
$S_{16}$	= { $n_1, n_2, n_5, n_7, n_{16}$ }
$S_{17}$	= { $n_1, n_2, n_5, n_7, n_{17}$ }
$S_{18}$	= { $n_1, n_3, n_{18}$ }
$S_{19}$	= { $n_1, n_3, n_{19}$ }
$S_{20}$	= { $n_1, n_3, n_{18}, n_{20}$ }
$S_{21}$	= { $n_1, n_3, n_{18}, n_{21}$ }
$S_{22}$	= { $n_1, n_3, n_{19}, n_{22}$ }
$S_{23}$	= { $n_1, n_3, n_{19}, n_{23}$ }

Our Figure 5.15 corresponds to Hennig's 'interpretation II' (cf. Hennig, 1966, Fig. 18).

In our Figure 5.16 we represent graphically the interrelationships among the 'supraspecific taxa' relative to the same phylogeny. This corresponds to Hennig's 'interpretation I' (cf. Hennig, 1966, fig. 18; our Figure 5.14).

Let's now suppose that this phylogeny presented by Hennig refers to the Palaeognathiformes, in order to use the data seen before.

The Hennigian eidophoront  $S_1$  (Figure 5.15) is the infimous element of the *intensional* inf-semilattice formed by the taxa, either in Linnaean taxonomy or in Phylogenetic Systematics.

However, in Linnaean taxonomy (but *not* in phylogenetic systematics),  $S_1$  corresponds to the maximum element of the *extensional* sup-semilattice formed by the taxa. In Linnaean taxonomy, therefore,  $S_1$  (extensionally) would be named 'Order Palaeognathiformes'. In the phylogenetic system, 'Palaeognathiformes' would denote the set  $A_1$  (Figure 5.15). Notice that, in the Linnaean system, the intension of 'Palaeognathiformes', understood

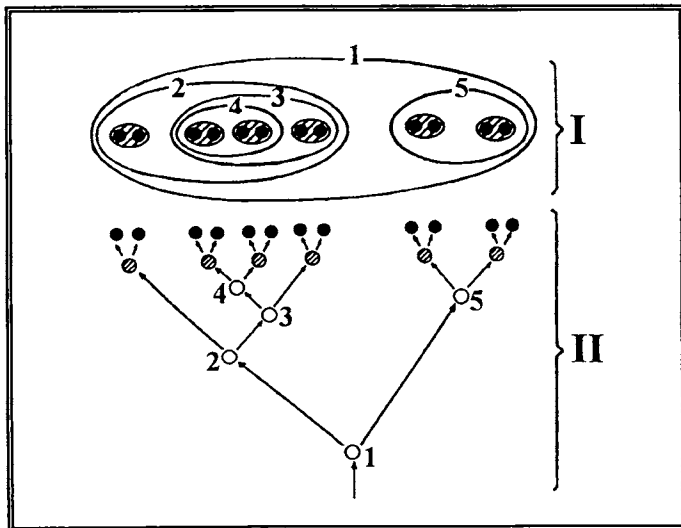


Figure 5.14. The phylogenetic kinship relations between the species of a monophyletic group, represented in two different ways (apud Hennig, 1966: 71, Fig. 18).

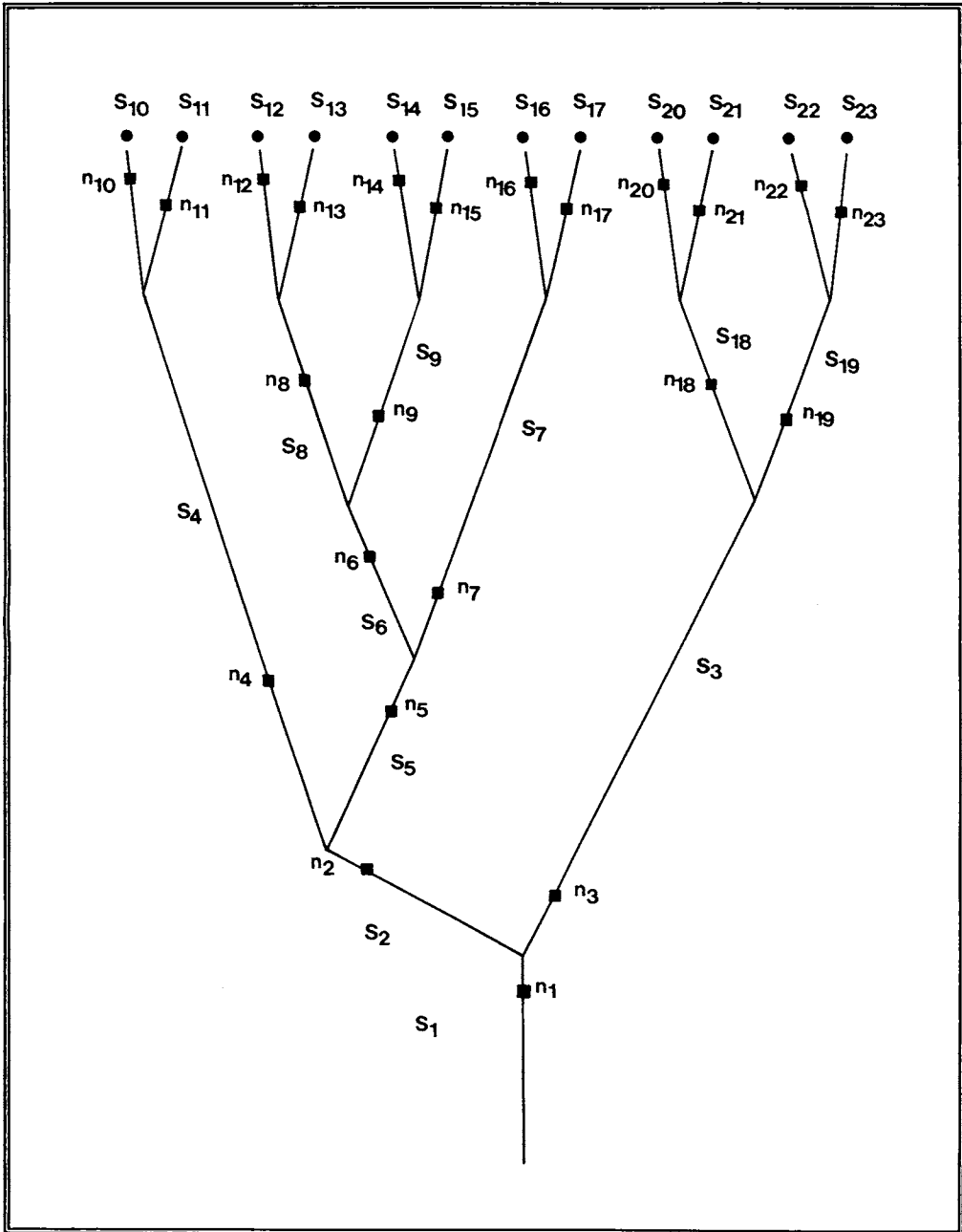


Figure 5.15. Another representation of Hennig's Figure 18 (1966: 71), with hypothetical autapomorphies of the 23 taxa involved.

as  $S_1$ , is  $\{n_1\}$ ; in the phylogenetic system, 'Palaeognathiformes', understood as the set  $A_1$ , has as intension the set  $A_1 = \{n_1, n_2, n_3, n_4, n_5, n_6, n_7, n_9, n_{10}, n_{11}, n_{12}, n_{13}, n_{14}, n_{15}, n_{16}, n_{17}, n_{18}, n_{19}, n_{20}, n_{21}, n_{22}, n_{23}\}$ .

As the same *name*, in our case 'Palaeognathiformes', is equivocally applied to the *eidophoront*  $S_1$  from the Linnaean point of view, and to *all the taxa* of the phylogeny, i. e., the set  $A_1$ , from the phylogenetic point of view, Hennig reached the false conclusion that "the original species, in the corresponding phylogenetic system, is equivalent to all the remaining species of the group".

What Hennig called 'species 1' in his 'interpretation I' is equivalent, in reality, to set  $A_1$  of our Figure 5.16, and never to the 'species 1' of his 'interpretation II'. Because of the *names*, probably, Hennig confounded two distinct sets (and two distinct schools -his own and the Linnaean).

The same happens with the other

'supraspecific taxa'. In relation to Figure 5.16, we would have:

$A_1 =$  Palaeognathiformes;

$A_2 =$  Ratiti;

$A_3 =$  Struthionides;

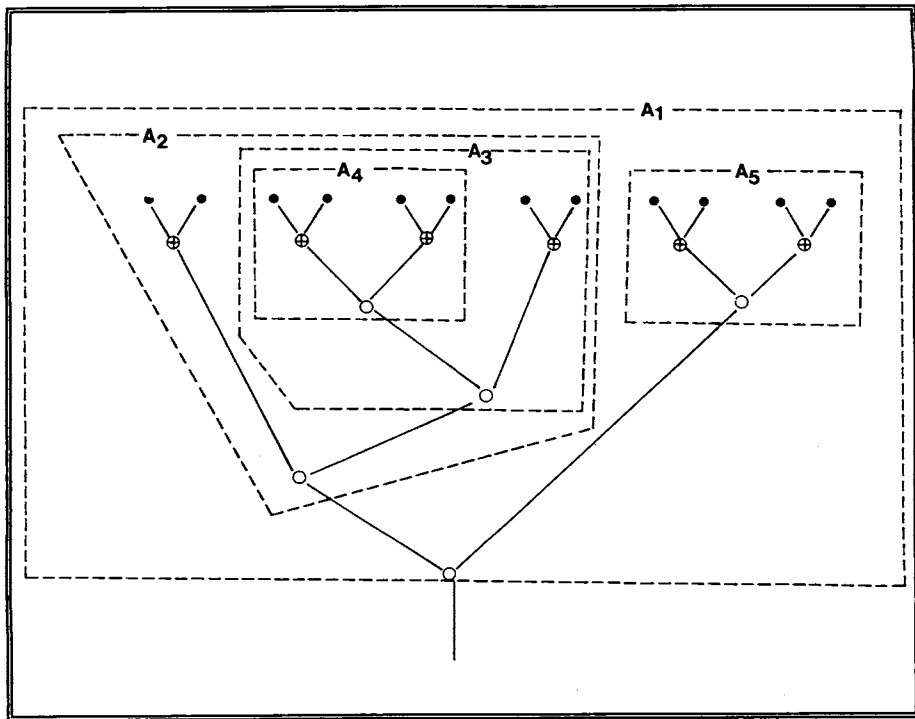
$A_2 - A_3 =$  Apteryges;

$A_4 =$  Struthionidae;

$A_3 - A_4 =$  Casuariidae;

$A_5 =$  Tinami.

Consequently, the 'species 2' of 'interpretation II' is *not* equivalent to the 'species 2' of 'interpretation I' (the latter is our set  $A_2$ ). The 'species 3' of 'interpretation II' is *not* equivalent to the 'species 3' of 'interpretation I' (which is our set  $A_3$ ). And so forth.



**Figure 5.16.** Hypothetical intensions of the monophyletic groups of Hennig's Figure 18 (1966: 71).  $A_1 = \{n_1, n_2, n_3, n_4, n_5, n_6, n_7, n_8, n_9, n_{10}, n_{11}, n_{12}, n_{13}, n_{14}, n_{15}, n_{16}, n_{17}, n_{18}, n_{19}, n_{20}, n_{21}, n_{22}, n_{23}\}$ ;  $A_2 = \{n_1, n_2, n_3, n_4, n_5, n_6, n_7, n_8, n_9, n_{10}, n_{11}, n_{12}, n_{13}, n_{14}, n_{15}, n_{16}, n_{17}\}$ ;  $A_3 = \{n_1, n_2, n_3, n_4, n_5, n_6, n_7, n_8, n_9, n_{12}, n_{13}, n_{14}, n_{15}, n_{16}, n_{17}\}$ ;  $A_4 = \{n_1, n_2, n_3, n_4, n_5, n_6, n_7, n_8, n_9, n_{12}, n_{13}, n_{14}, n_{15}\}$ ;  $A_5 = \{n_1, n_3, n_{18}, n_{19}, n_{20}, n_{21}, n_{22}, n_{23}\}$ .

## 6. GENERAL CONVENTIONS OF THE NEW SYSTEM OF NOMENCLATURE FOR PHYLOGENETIC SYSTEMATICS

In the sequence we present some conventions for the new system of nomenclature. Then we will show examples on how to work with the ancient 'supraspecific categories'.

**Convention 1.** Morphospecies which are not ancestors of other morphospecies, be they living, fossil or extinct, are named by Linnaean *binomina*, in the traditional manner; these *binomina* are always written in italics, or any other type different from the remaining text.

**Example 6.1.** When we write *Musca domestica* Linnaeus, 1758, we know it is a morphospecies which is not ancestor of other morphospecies.

**Convention 2.** The singular name in the nominative case forming the first part of a *binomen* is called a *praenomen* -the ancient expression 'generic name' is abandoned. We are here following Griffiths (1974: 120), who, for other reasons, declares:

"It will avoid confusion if we refer to the first name in species names as the forename or *praenomen*, not as the generic name."

**Example 6.2.** Given the binomen *Musca domestica* Linnaeus, 1758, *Musca* Linnaeus, 1758 is a *praenomen*.

**Convention 3.** 'Ancestral species' (eidophoronts), be they hypothetical or real, may be named either by a *praenomen* or by a *binomen*. In both cases those names are *not* written in italics or in any other type different from the remaining text.

**Example 6.3.** *Musca domestica*, Linnaeus, 1758 and *Oestrus*, Linnaeus, 1758, are names of (hypothetical) 'ancestral species' (ancestral eidophoronts).

Using, then, either *praenomina*, or specific names, we may now introduce our proposed new system of nomenclature for phylogenetic systematics.

This system is analogous to Hennig's Theory

of Phylogenetic Systematics, in the meaning that apomorphies are substituted by names (onomastics); therefore, where autapomorphies exist, we employ *autaponomastics* and where synapomorphies exist we employ *synaponomastics*. The usage of these terms is based upon the following requirements and conditions asked from a biological classification:

1. That it produces the least possible quantity of new names;
2. That it may apply names to all the taxa composing a phylogeny;
3. That it may represent an isomorphism of order between the inf-semilattice representing the phylogeny and the inf-semilattice representing the nomenclature, thus retrieving, in the most exact manner, the phylogenetic information.

Using an example, we may see how simply our new system works. But before proceeding, let's give some basic principles:

- a) Given two distinct taxa A and B, A and B are nominally distinct if they possess *nominal heterobathmy*, i.e., if A has an autaponomastic and B has another;
- b) A and B are considered monophyletic, from the nomenclatural point of view, if they possess a *synaponomastic*; in order to obtain a 'synaponomasia', we proceed in the following way: we take the name (either a *praenomen* or a specific name) that has priority (year, page, paragraph, line) and give to it the index '-1': that name is attributed to both taxa, constituting a 'synaponomasia'; as a 'synaponomasia' (analogously to a synapomorphy) is an autaponomasia of the immediate ancestral eidophoront, the latter is automatically named in this way, without creating a new name.

As example, let's consider the phylogeny of the 'genera' (ancestral eidophoronts of the 'genera' of the 'tribe' Erodiscini (Coleoptera, Curculionidae) (Vanin, 1986). We see in Figure 6.1 that the ancestral eidophoronts have no name.

In order to give names to the ancestral eidophoronts and in order to maintain the relation

of order (by inclusion) of such a phylogeny, we use the following procedures:

1. We take the terminal taxa with the greatest number of ancestral elements (in our case *Hammatostylus* and *Lancearius*, with 5 ancestors each);

2. We take *Hammatostylus* and *Lancearius* (no italics) as autaponomastics, respectively, of the taxa N and O (of Figure 6.1) -thus we have a nominal heterobathmy between those two species (Figure 6.2):

3. Next we take the name that has priority, i.e., *Hammatostylus* Champion, 1903, and give to it the index «-1». *Hammatostylus*<sub>1</sub> is now considered to be the 'synaponomasia' of the species N and O (Figure 6.3). As the synaponomasia of these two species is the autaponomasia of the immediate ancestral eidophoront (M in our example), this taxon is then called *Hammatostylus*<sub>1</sub> Champion, 1903. No new name is necessary (Figure 6.4)

4. The same procedure goes on successively. As seen in Figure 6.5, we now have two sister-species, L (*Sicoderus*) and M (*Hammatostylus*<sub>1</sub>), with nominal heterobathmy. We take next the oldest name, in our example *Hammatostylus*, and, adding the index «-2», transform it into the synaponomasia of the species L and M, and into the autaponomasia of the ancestor eidophoront K (Figure 6.6).

5. Now, the species J and K present nominal heterobathmy (Figure 6.7). *Ludovix* Laporte, 1840 has priority over *Hammatostylus* Champion, 1903; hence, the synaponomasia of both species will be *Ludovix*<sub>1</sub> Laporte, 1840, which is the autaponomasia of the eidophoront I (Figure 6.8).

6. The species H and I now present nominal heterobathmy (Figure 6.9). As *Ludovix* Laporte, 1840 has priority over *Prosicoderus* Vanin, 1986, *Ludovix*<sub>2</sub> Laporte, 1840 will be the synaponomasia of H and I and the autaponomasia of the ancestral eidophoront C (figure 6.10):

7. To go on with our process, we need an autaponomastic for B. As we don't know it, we need to start the process again with other terminal elements (the species F, G and D). *Ecnomorhinus* and *Pimelerodius*, with nominal heterobathmy, have

the greatest number of ancestral eidophoronts - consequently we begin our process with them. Now those *praenomina* were published by the same author in the same publication -we establish priority using page precedence: *Pimelerodius* is the *praenomen* with page precedence. The ancestral eidophoront E will be then called *Pimelerodius*<sub>1</sub> (Figure 6.11). Thus we will obtain nominal heterobathmy between E and D (*Erodiscus* Schoenherr, 1825). As *Erodiscus* has priority over *Pimelerodius*, E and D will have as synaponomastic *Erodiscus*<sub>1</sub>, which is the name of the ancestor eidophoront B (Figure 6.12)

8. Finally, we have obtained nominal heterobathmy between B and C, and, as *Erodiscus* has priority over *Ludovix*, the synaponomasia of the species B and C will be *Erodiscus*<sub>2</sub>, also the autaponomastic of the ancestral eidophoront A (Figure 6.13).

Figure 6.14 shows the complete cladogram, with all the autaponomastics. Notice that F, G and D are topologically equivalent to the cladogram of Figure 6.1.

In our new system, no new names are needed; based on the names of the terminal species, we can name all the ancestor eidophoronts of a given phylogeny. One additional advantage of this system is that, due to the strict isomorphism between nomenclature and phylogeny, the latter may be retrieved from the classification.

The classification of the phylogeny used in the foregoing example will be thus expressed:

1. *Erodiscus*<sub>2</sub> Schoenherr, 1825
2. *Erodiscus*<sub>1</sub> Schoenherr, 1825: *Ludovix*<sub>2</sub> Laporte, 1840
3. *Erodiscus* Schoenherr, 1825: *Pimelerodius*<sub>1</sub> Vanin, 1986
4. *Pimelerodius* Vanin, 1986: *Ecnomorhinus* Vanin, 1986
5. *Ludovix*<sub>1</sub> Laporte, 1840: *Prosicoderus* Vanin, 1986
6. *Ludovix* Laporte, 1840: *Hammatostylus*<sub>2</sub> Champion, 1903
7. *Hammatostylus*<sub>1</sub> Champion, 1903: *Sicoderus* Vanin, 1986



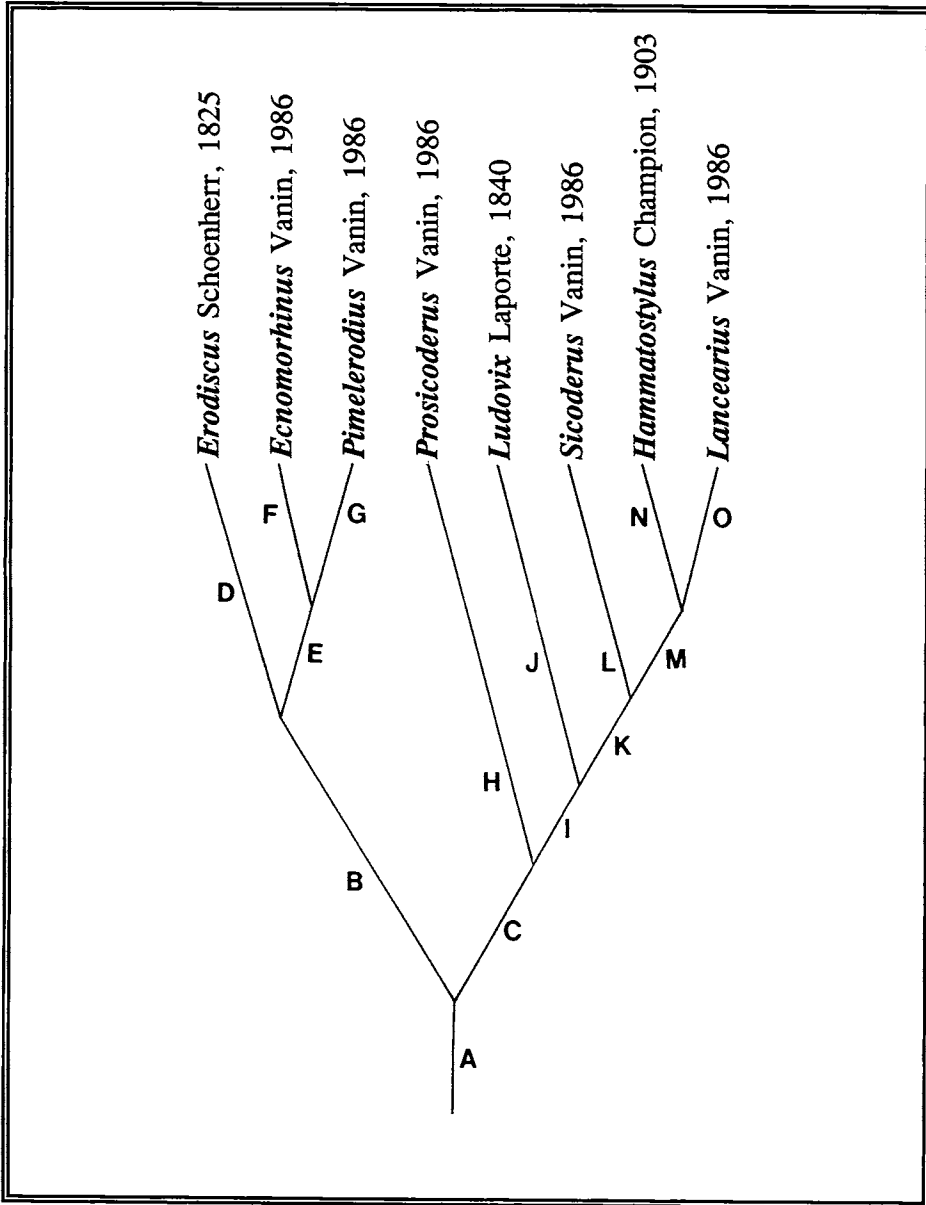


Figure 6.1. Phylogeny of the 'genera' of Erodiscini (Coleoptera, Curculionidae) (after Vanin, 1986).

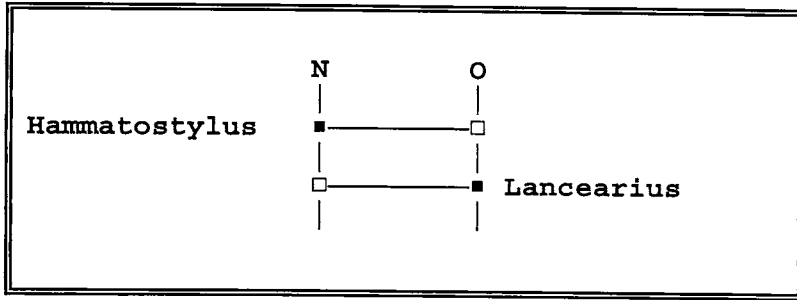


Figure 6.2. Nominal heterobathmy between lineages N and O.

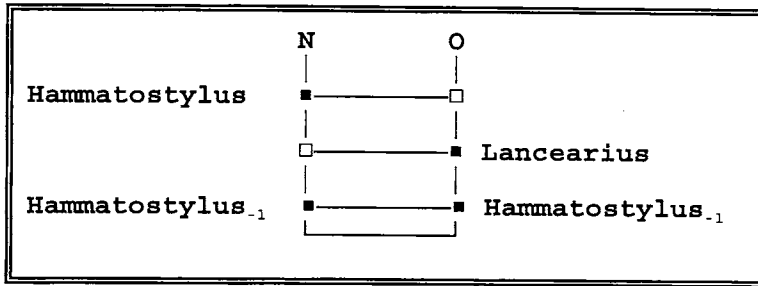


Figure 6.3. Establishment of the synapomasy of lineages N and O.

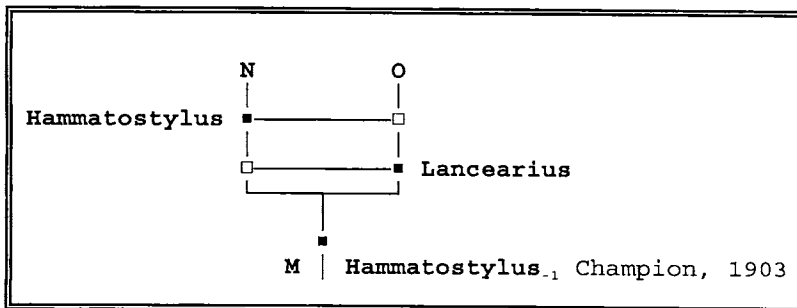


Figure 6.4. The synapomasy of lineages N and O becomes the autapomasy of the ancestral lineage M.

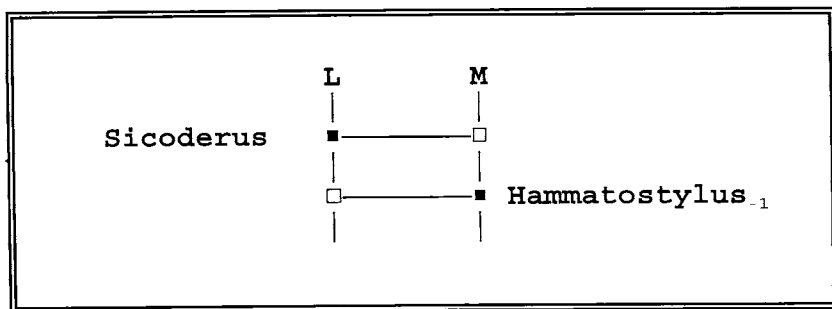


Figure 6.5. Nominal heterobathmy between lineages L and M.

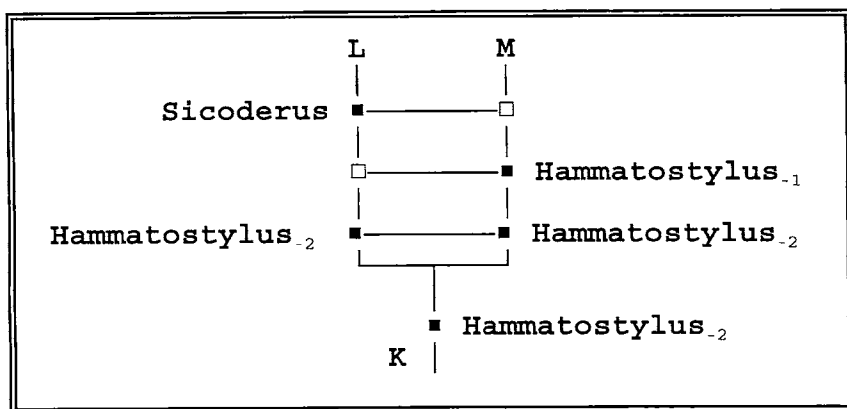


Figure 6.6. The synapomasy of lineages L and M becomes the autapomasy of lineage K.

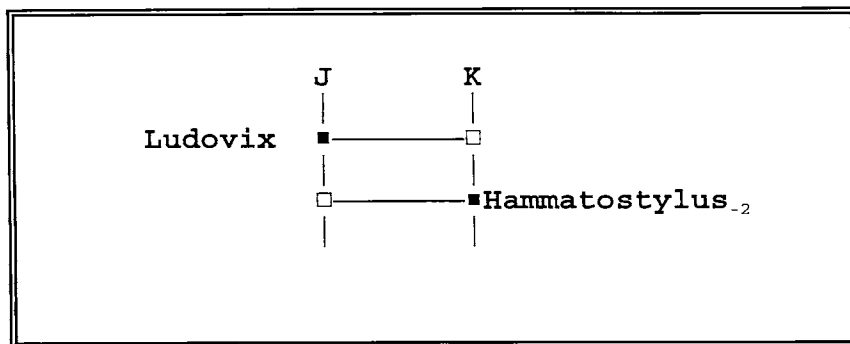


Figure 6.7. Nominal heterobathmy between lineages J and K.

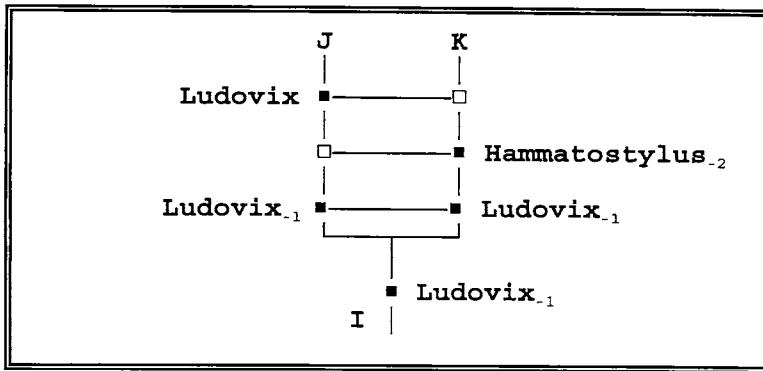


Figure 6.8. The synapomasy of J and K becomes the autapomasy of I.

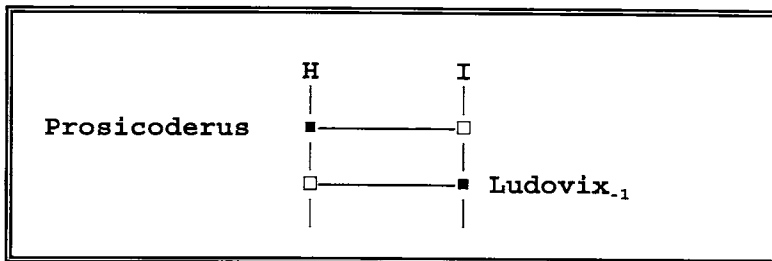


Figure 6.9. Nominal heterobathmy between lincages H and I.

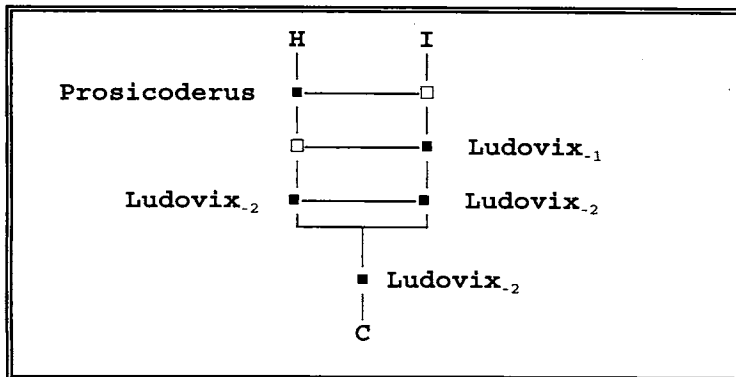


Figure 6.10. The synapomasy of H and I becomes the autapomasy of C.

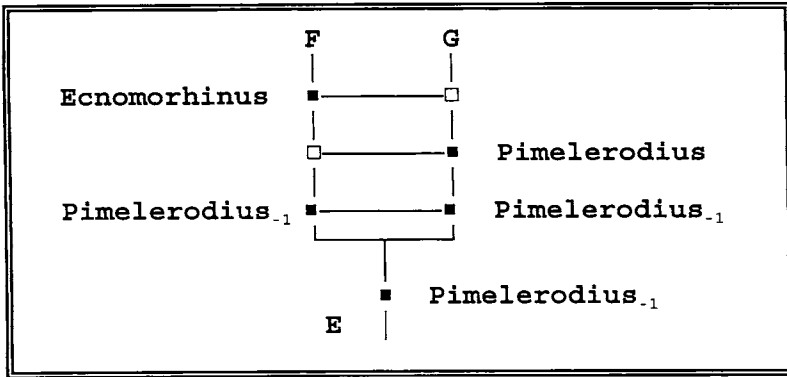


Figure 6.11. Nominal heterobathmy between F and G. The synapomasy of F and G becomes the autapomasy of E.

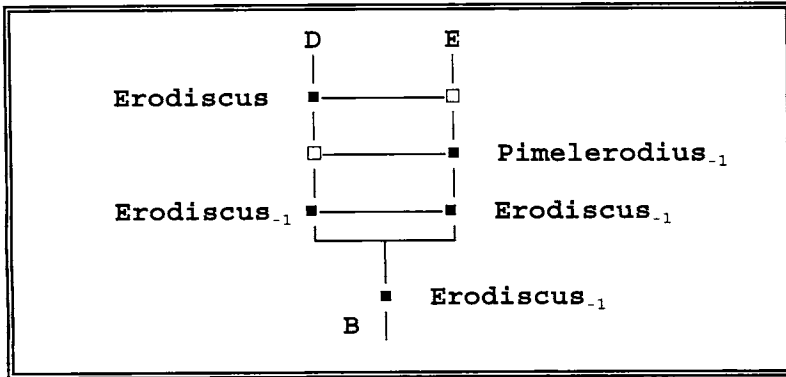


Figure 6.12. Nominal heterobathmy between D and E. The synapomasy of D and E becomes the autapomasy of B.

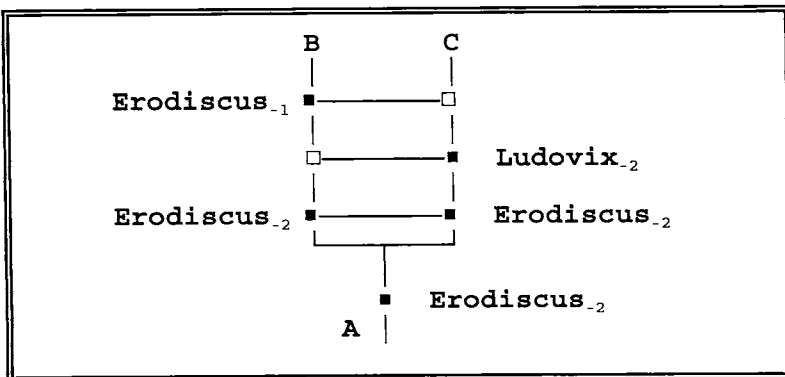


Figure 6.13. Nominal heterobathmy between B and C. The synapomasy of B and C becomes the autapomasy of A.

8. Hammatostylus Champion, 1903 : Lancearius Vanin, 1986

By convention, in each line of the classification, we always cite first the name that has priority; the symbol «:» indicates that the names united in a given line belong to sister-species.

The first line of the classification refers to the ancestor (eidophoront) of all the taxa of a monophyletic group.

The second expresses the primary division of the ancestor, the third line the divisions of the 1-descendants of the first ancestor, and so on, until we come to the terminal species.

From such a simple classification we may retrieve the phylogeny of the group. Figures 6.15 to 6.18 illustrate, step by step, the process of retrieving the phylogenetic relationships from the classification used as an example.

With the new system herein proposed, not only do we retrieve the genealogical information, but we give names to every taxon in a phylogeny, be it terminal or ancestral.

Another advantage of the new system is that we may refer to any non-empty subset of an ordered phylogenetic system. In Figure 6.19, for example, we have 22 different subsets of taxa in the phylogeny represented in Figure 6.1. These 22 subsystems (called by capital Latin letters) are classified in the following manner:

- A. Erodiscus<sub>2</sub> Schoenherr, 1825
- B. Erodiscus<sub>1</sub> Schoenherr, 1825
- C. Ludovix<sub>2</sub> Laporte, 1840
- D. Erodiscus Schoenherr, 1825
- E. Pimelerodius<sub>1</sub> Vanin, 1986
- F. Ecnomorhinus Vanin, 1986
- G. Pimelerodius Vanin, 1986
- H. Proscoderus Vanin, 1986
- I. Ludovix<sub>1</sub> Laporte, 1840
- J. Ludovix Laporte, 1840
- K. Hammatostylus<sub>2</sub> Laporte, 1840
- L. Hammatostylus<sub>1</sub> Laporte, 1840
- M. Hammatostylus<sub>1</sub> Laporte, 1840
- N. Hammatostylus<sub>1</sub> Laporte, 1840
- O. Lancearius Vanin, 1986

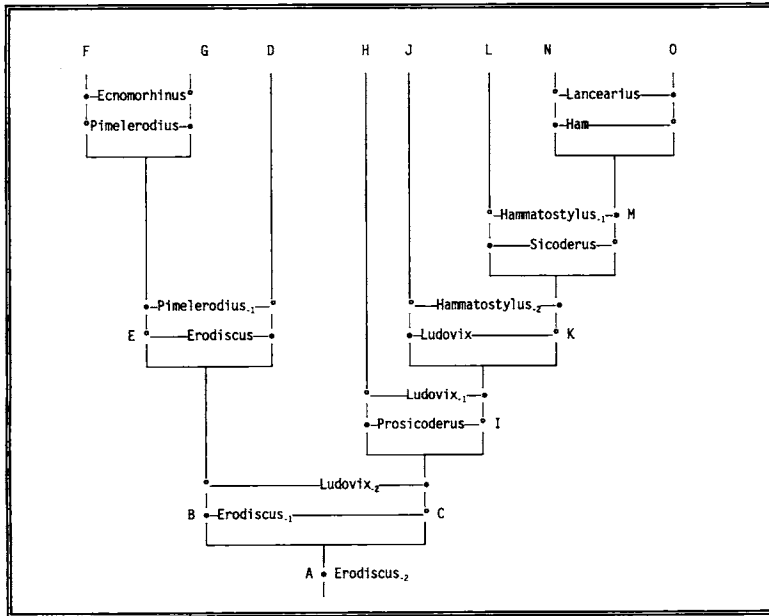


Figure 6.14. Phylogeny of basal groups of Erodiscini, showing autapnomasia of all the taxa involved.

- K. Hammatostylus<sub>1</sub> Champion, 1903
- L. Sicoderus Vanin, 1986
- M. Hammatostylus<sub>1</sub> Champion, 1903
- N. Hammatostylus Champion, 1903
- O. Lancearius Vanin, 1986
- P. Erodiscus<sub>1</sub> Schoenherr, 1825  
 Erodiscus Schoenherr, 1825: Pimelerodius<sub>1</sub> Vanin, 1986  
 Pimelerodius Vanin, 1986: Ecnomorhinus Vanin, 1986
- Q. Pimelerodius<sub>1</sub> Vanin, 1986  
 Pimelerodius Vanin, 1986: Ecnomorhinus Vanin, 1986
- R. Ludovix<sub>2</sub> Laporte, 1840  
 Ludovix<sub>1</sub> Laporte, 1840: Prosicoderus Vanin, 1986  
 Ludovix Laporte, 1840: Hammatostylus<sub>2</sub> Champion, 1903  
 Hammatostylus<sub>1</sub> Champion, 1903: Sicoderus Vanin, 1986  
 Hammatostylus Champion, 1903: Lancearius Vanin, 1986
- S. Ludovix<sub>1</sub> Laporte, 1840  
 Ludovix Laporte, 1840: Hammatostylus<sub>2</sub>
- Champion, 1903
- Hammatostylus<sub>1</sub> Champion, 1903: Sicoderus Vanin, 1986
- Hammatostylus Champion, 1903: Lancearius Vanin, 1986
- T. Hammatostylus<sub>2</sub> Champion, 1903  
 Hammatostylus<sub>1</sub> Champion, 1903: Sicoderus Vanin, 1986  
 Hammatostylus Champion, 1903: Lancearius Vanin, 1986
- U. Hammatostylus<sub>1</sub> Champion, 1903  
 Hammatostylus Champion, 1903: Lancearius Vanin, 1986
- V. Erodiscus<sub>2</sub> Schoenherr, 1825  
 Erodiscus<sub>1</sub> Schoenherr, 1825: Ludovix<sub>2</sub> Laporte, 1840  
 Erodiscus Schoenherr, 1825: Pimelerodius<sub>1</sub> Vanin, 1986  
 Pimelerodius Vanin, 1986: Ecnomorhinus Vanin, 1986  
 Ludovix<sub>1</sub> Laporte, 1840: Prosicoderus Vanin, 1986  
 Ludovix Laporte, 1840: Hammatostylus<sub>2</sub> Champion, 1903  
 Hammatostylus<sub>1</sub> Champion, 1903: Sicoderus Vanin, 1986  
 Hammatostylus Champion, 1903 : Lancearius Vanin, 1986

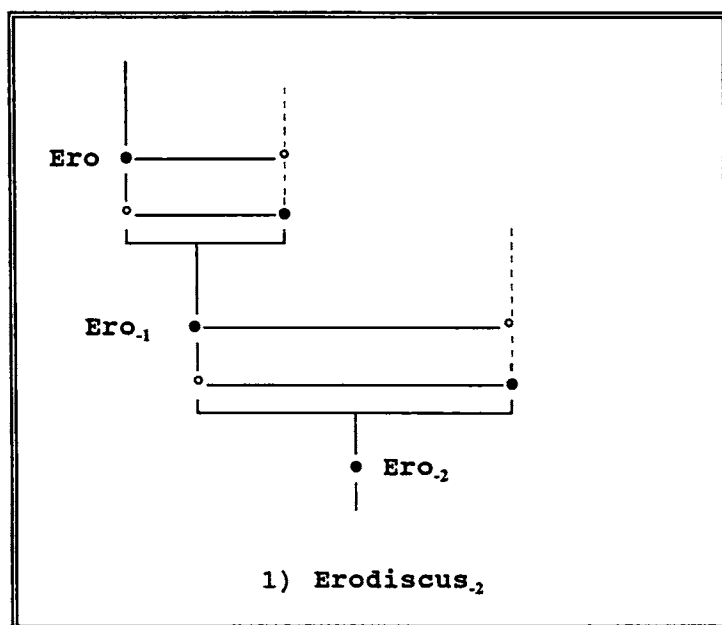


Figure 6.15. Retrieval of the phylogeny from the classification (cont.)

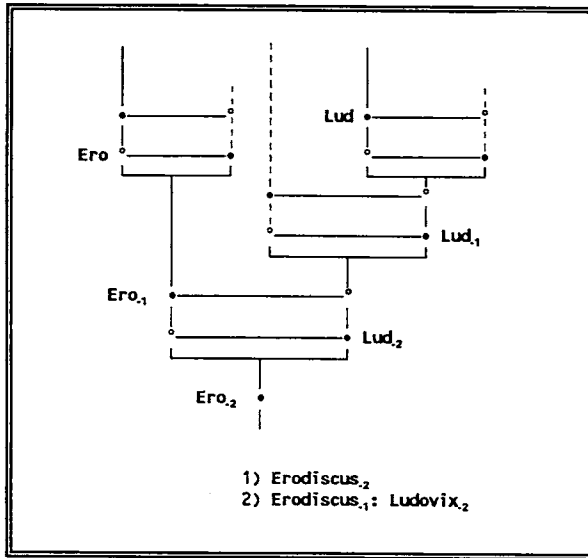


Figure 6.16. Retrieval of the phylogeny from the classification (cont.).

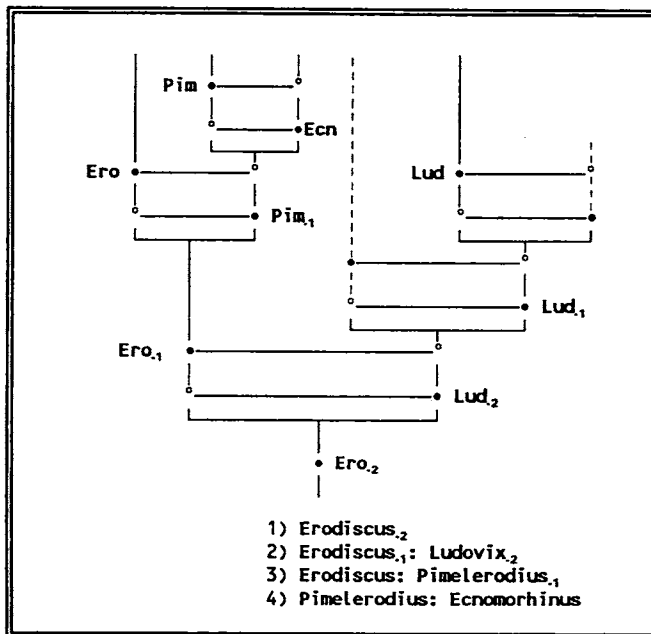


Figure 6.17. Retrieval of the phylogeny from the classification (cont.).



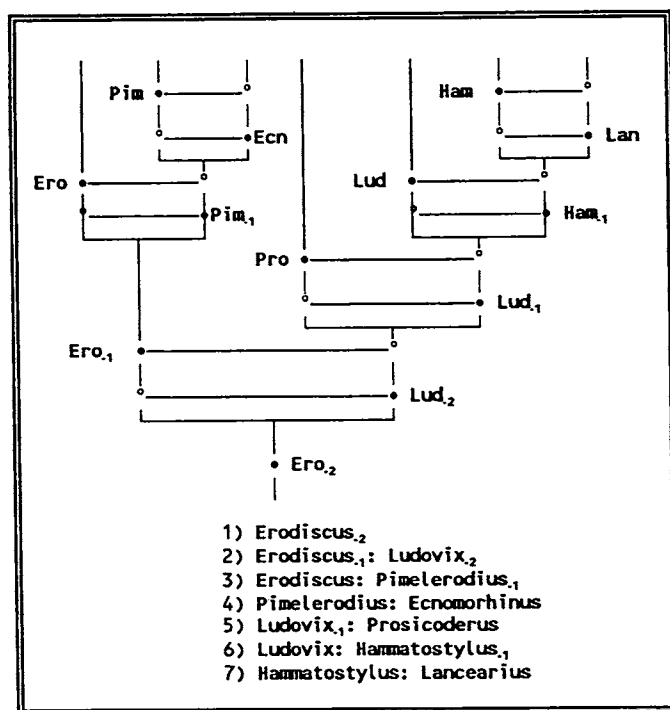


Figure 6.18. Retrieval of the phylogeny from the classification (concl.).

The same is to be done when we use specific names, as can be seen in Figures 6.20 to 6.21. In the example there is an instance of *trichotomy* (Figure 6.21). Notice also that the relation of order (by inclusion) is maintained among the several taxa involved, when transformed into onomastic sets (cf. Figure 6.22).

Figure 6.22 gives the onomastic sets involved in the phylogeny shown in Figure 6.21, retrieved from the classification shown in Figure 6.20:

- a. antilope<sub>6</sub><sup>(16)</sup>
- b. antilope<sub>5</sub><sup>(6)</sup> : analis<sub>2</sub><sup>(3)</sup> : tringa<sub>3</sub><sup>(7)</sup>
- c. antilope<sub>4</sub> : *ciconia*
- d. antilope<sub>3</sub> : *appendiculatus*
- e. antilope<sub>2</sub> : *delaunayi*
- f. antilope<sub>1</sub> : *tinamus*
- g. *antilope* : *ibis*

h. analis<sub>1</sub> : *subcoronatus*

i. analis : *hirsutus*

j. tringa<sub>2</sub><sup>(3)</sup> : granatensis<sub>1</sub><sup>(4)</sup>

k. tringa<sub>1</sub> : *bicolor*

l. *tringa* : *mollicomus*

m. *granatensis* : convexipennis<sub>1</sub><sup>(3)</sup>

n. *convexipennis* : nodieri<sub>1</sub>

o. *nodieri* : *labidus*

Figure 6.20. Classification of the 'genus' *Sicoderus* (adapted from Vanin, 1986). (Note: The terminal elements of this classification (also in Figure 6.21) are *not* the terminal species of the phylogeny of *Sicoderus* as presented in Vanin's original 1986 paper; we are just taking them as terminal species in this example to simplify the matter). Terminal species (of this example) are in italics. Numbers between parentheses used as 'powers' indicate the number of terminal species of which the name affected by the 'power' is the ancestor. Names of authors and dates omitted for brevity's sake.

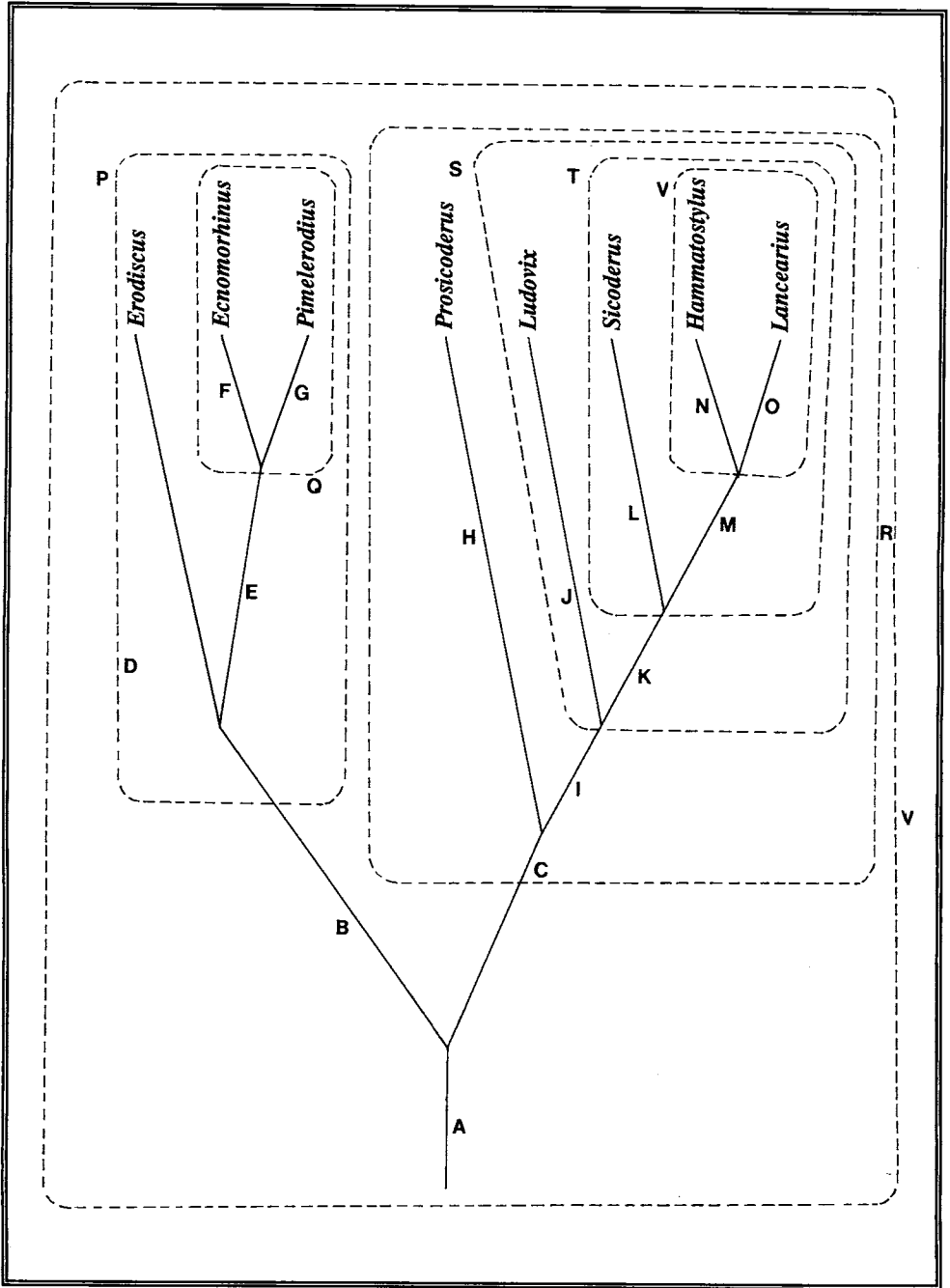


Figure 6.19. The 22 different subsets of taxa (A to V) of the phylogeny presented in Figura 6.1.

Let's examine now some other conventions:

**Convention 4.** The 'supraspecific categories' of the ancient taxonomy are abolished, but their traditional names may be used under certain constraints (see convention 5). The 'categories' and their names are maintained, of course, in classical taxonomy.

**Convention 5.** Any monophyletic group with three or more taxa, forming an intensional inf-semilattice is called a *P-genos*. If a *P-genos* has a traditional name, this name may be used to designate it or any of its proper subsystems, using the following devices:

(i) A 'P' is added as a prefix to the traditional name (to indicate that the name now refers to a monophylum or monophyletic group) ;

(ii) The *P-genos* being designated can be *any* non-empty subsystem of an ordered system, but must include the infimum element of the *P-genos* which is being considered as the universe of discourse;

(iii) After the name of the *P-genos*, between parentheses and as 'power', we indicate the number of maximal elements involved in the phylogeny presented, and, between square brackets (also as 'power') the number of maximal elements and the number of ancestral eidophoronts. Thus we may identify the different subsystems of a system, using the same traditional name. If *all* the known terminal species are included in the phylogeny, we indicate these by putting, between parentheses, the number of maximal elements followed by an asterisk (\*).

(iv) The traditional name *cannot* be used, however, to indicate the  $\text{inf}(P\text{-genos})$  (i.e., the ancestral eidophoront of all the monophyletic group).

**Example 6.4.** Let's consider again the phylogeny show in Figure 6.19. Given this universe of discourse, we may have several subsystems, as follows:

1. The entire universe of discourse;
2. The proper subsystem {A, B, C};
3. The proper subsystem {A, B, C, D, E, H, I};
4. The proper subsystem {A, B, C, D, E, H, I, J, K};
5. The proper subsystem {A, B, C, D, E, F, G, H, I, J, K};

6. The proper subsystem {A, B, C, D, E, F, G, H, I, J, K, L, M}.

We can use the same name 'Erodiscini' to indicate all those different subsystems, in the following way, using Convention 5:

**Case 1.** Classification of P-Erodiscini<sup>(8)(15)</sup> *sensu* Vanin, 1986

Erodiscus<sub>2</sub> Schoenherr, 1825  
 Erodiscus<sub>1</sub> Schoenherr, 1825 : Ludovix<sub>2</sub> Laporte, 1840  
 Erodiscus Schoenherr, 1825 : Pimelerodius<sub>1</sub> Vanin, 1986  
 Pimeledorius Vanin, 1986 : Ecnomorhinus Vanin, 1986  
 Ludovix<sub>1</sub> Laporte, 1840 : Prosicoderus Vanin, 1986  
 Ludovix Laporte, 1840 : Hammatostylus<sub>2</sub> Champion, 1903  
 Hammatostylus<sub>1</sub> Champion, 1903 : Sicoderus Vanin, 1986  
 Hammatostylus Champion, 1903 : Lancearius Vanin, 1986

**Case 2.** Classification of P-Erodiscini<sup>(2)(3)</sup> *sensu* Vanin, 1986

Erodiscus<sub>2</sub> Schoenherr, 1825  
 Erodiscus<sub>1</sub> Schoenherr, 1825 : Ludovix<sub>2</sub> Laporte, 1840

**Case 3.** Classification of P-Erodiscini<sup>(4)(7)</sup> *sensu* Vanin, 1986

Erodiscus<sub>2</sub> Schoenherr, 1825  
 Erodiscus<sub>1</sub> Schoenherr, 1825 : Ludovix<sub>2</sub> Laporte, 1840  
 Erodiscus Schoenherr, 1825 : Pimelerodius<sub>1</sub> Vanin, 1986  
 Ludovix<sub>1</sub> Laporte, 1840 : Prosicoderus Vanin, 1986

**Case 4.** Classification of P-Erodiscini<sup>(5)(9)</sup> *sensu* Vanin, 1986

Erodiscus<sub>2</sub> Schoenherr, 1825  
 Erodiscus<sub>1</sub> Schoenherr, 1825 : Ludovix<sub>2</sub> Laporte, 1840  
 Erodiscus Schoenherr, 1825 : Pimelerodius<sub>1</sub> Vanin, 1986  
 Ludovix<sub>1</sub> Laporte, 1840 : Prosicoderus Vanin, 1986  
 Ludovix Laporte, 1840 : Hammatostylus<sub>2</sub> Champion, 1903

**Case 5.** Classification of P-Erodiscini<sup>(6)(11)</sup> *sensu* Vanin, 1986

Erodiscus<sub>2</sub> Schoenherr, 1825

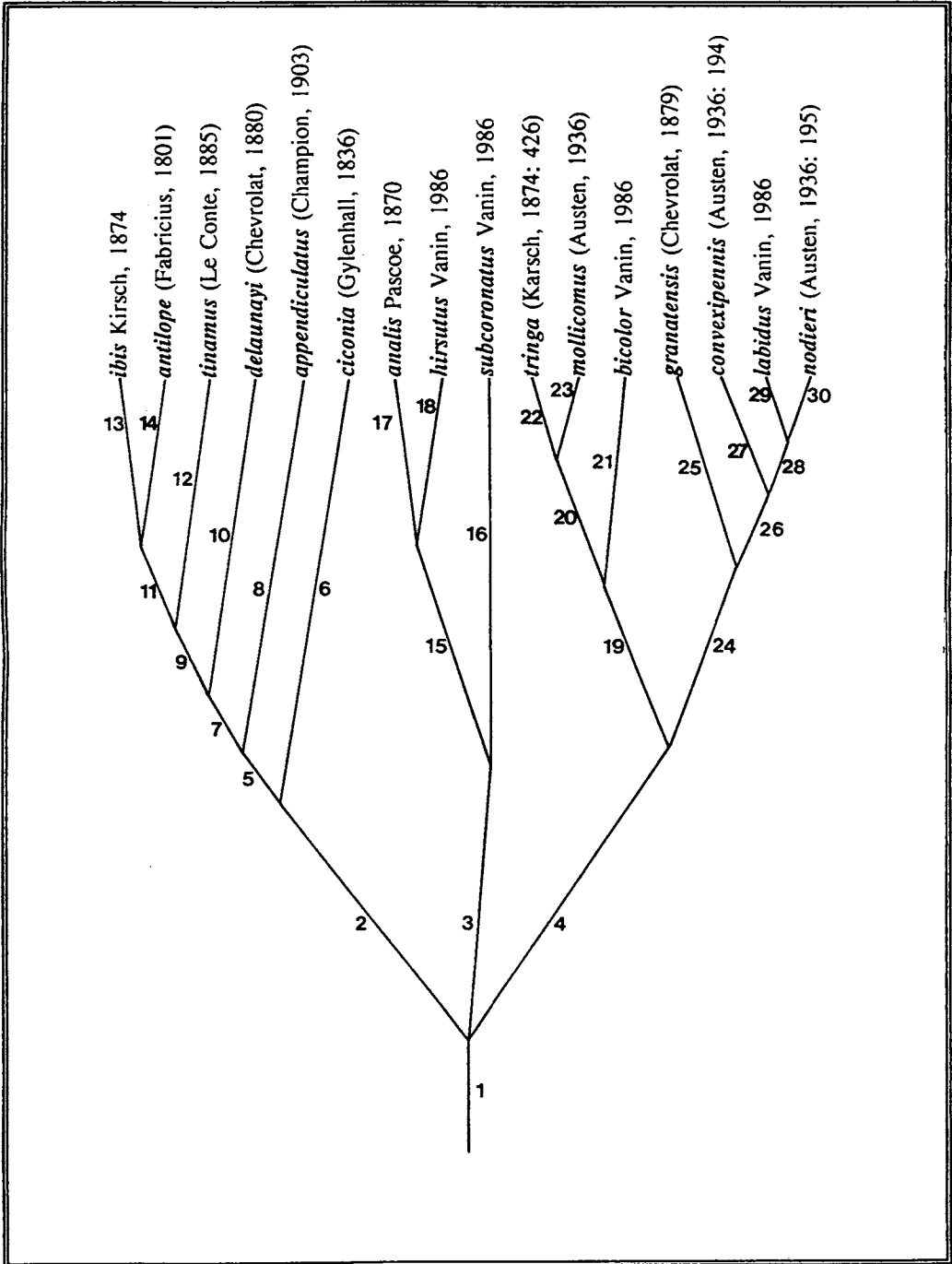


Figure 6.21. Phylogeny of the species of the genus *Sicoderus* (adapted from Vanin, 1986) (See note under Fig. 6.20).

- 1 = {antilope }
- 2 = {antilope<sup>6</sup>, antilope }
- 3 = {antilope<sup>6</sup>, analis }<sup>5</sup>
- 4 = {antilope<sup>6</sup>, tringa<sup>2</sup>}
- 5 = {antilope<sup>6</sup>, antilope<sup>5</sup>, antilope }
- 6 = {antilope<sup>6</sup>, antilope<sup>5</sup>, ciconia}<sup>4</sup>}
- 7 = {antilope<sup>6</sup>, antilope<sup>5</sup>, antilope, antilope }
- 8 = {antilope<sup>6</sup>, antilope<sup>5</sup>, antilope<sup>4</sup>, *appendiculatus*}
- 9 = {antilope<sup>6</sup>, antilope<sup>5</sup>, antilope<sup>4</sup>, antilope, antilope }
- 10 = {antilope<sup>6</sup>, antilope<sup>5</sup>, antilope<sup>4</sup>, antilope<sup>3</sup>, *delauayii*}
- 11 = {antilope<sup>6</sup>, antilope<sup>5</sup>, antilope<sup>4</sup>, antilope<sup>3</sup>, antilope, antilope }
- 12 = {antilope<sup>6</sup>, antilope<sup>5</sup>, antilope<sup>4</sup>, antilope<sup>3</sup>, antilope<sup>2</sup>, *tinamus*}<sup>1</sup>
- 13 = {antilope<sup>6</sup>, antilope<sup>5</sup>, antilope<sup>4</sup>, antilope<sup>3</sup>, antilope<sup>2</sup>, antilope, *ibis*}
- 14 = {antilope<sup>6</sup>, antilope<sup>5</sup>, antilope<sup>4</sup>, antilope<sup>3</sup>, antilope<sup>2</sup>, antilope<sup>1</sup>, *antilope*}
- 15 = {antilope<sup>6</sup>, analis, analis }<sup>4</sup> <sup>-3</sup> <sup>-2</sup> <sup>-1</sup>
- 16 = {antilope<sup>6</sup>, analis<sup>2</sup>, *subcoionatus*}
- 17 = {antilope<sup>6</sup>, analis<sup>2</sup>, analis, analis}
- 18 = {antilope<sup>6</sup>, anali<sup>2</sup>, analis<sup>1</sup>, *hirsutus*}
- 19 = {antilope<sup>6</sup>, tringa<sup>2</sup>, tringa<sup>1</sup>}
- 20 = {antilope<sup>6</sup>, tringa<sup>3</sup>, tringa<sup>2</sup>, tringa }
- 21 = {antilope<sup>6</sup>, tringa<sup>3</sup>, tringa<sup>2</sup>, *bicolor*}
- 22 = {antilope<sup>6</sup>, tringa<sup>3</sup>, tringa<sup>2</sup>, tringa, *tringa*}
- 23 = {antilope<sup>6</sup>, tringa<sup>3</sup>, tringa<sup>2</sup>, tringa<sup>1</sup>, *mollicomus*}
- 24 = {antilope<sup>6</sup>, tringa<sup>3</sup>, *granatensis* }<sup>-1</sup>
- 25 = {antilope<sup>6</sup>, tringa<sup>3</sup>, *granatensis*<sup>-1</sup>, *granatensis*}
- 26 = {antilope<sup>6</sup>, tringa<sup>3</sup>, *granatensis*<sup>-1</sup>, *convexipennis* }
- 27 = {antilope<sup>6</sup>, tringa<sup>3</sup>, *granatensis*<sup>-1</sup>, *convexipennis*<sup>-1</sup>, *convexipennis*}
- 28 = {antilope<sup>6</sup>, tringa<sup>3</sup>, *granatensis*<sup>-1</sup>, *convexipennis*<sup>-1</sup>, *nodieri* }
- 29 = {antilope<sup>6</sup>, tringa<sup>3</sup>, *granatensis*<sup>-1</sup>, *convexipennis*<sup>-1</sup>, *nodieri*<sup>-1</sup>, *labidus*}
- 30 = {antilope<sup>6</sup>, tringa<sup>3</sup>, *granatensis*<sup>-1</sup>, *convexipennis*<sup>-1</sup>, *nodieri*<sup>-1</sup>, *nodieri*}<sup>-1</sup>

Figure 6.22. Taxa of the phylogeny shown in Figure 6.21 transformed into onomastic sets.

Erodiscus<sub>1</sub> Schoenherr, 1825 : Ludovix<sub>2</sub> Laporte, 1840  
 Erodiscus Schoenherr, 1825 : Pimelerodius<sub>1</sub> Vanin, 1986  
 Pimelerodius Vanin, 1986 : Ecnomorhinus Vanin, 1986  
 Ludovix<sub>1</sub> Laporte, 1840 : Proscoderus Vanin, 1986  
 Ludovix Laporte, 1840 : Hammatostylus<sub>2</sub>  
 Champion, 1903

**Case 6.** Classification of P-Erodiscini<sup>(7)(13)</sup> *sensu*  
 Vanin, 1986

Erodiscus<sub>2</sub> Schoenherr, 1825  
 Erodiscus<sub>1</sub> Schoenherr, 1825 : Ludovix<sub>2</sub> Laporte, 1840  
 Erodiscus Schoenherr, 1825 : Pimelerodius<sub>1</sub> Vanin, 1986  
 Pimelerodius Vanin, 1986 : Ecnomorhinus Vanin, 1986  
 Ludovix<sub>1</sub> Laporte, 1840 : Proscoderus Vanin, 1903  
 Ludovix Laporte, 1840 : Hammatostylus<sub>2</sub>  
 Champion, 1903

Hammatostylus<sub>1</sub> Champion, 1903 : Sicoderus  
 Vanin, 1986

**Example 6.5.** The classification of P-Oestridae<sup>(31\*)(60)</sup> *sensu* Papavero, 1977 is given in Table 6.1. The 'power' (31\*) indicates that we are dealing here with *all* the known terminal species of the P-genos.

**Example 6.6.** The classification of P-Brachycera<sup>(106)(204)</sup> is given in Table 6.3.

Let's consider now the case of a proper subsystem of a P-genos which is also a P-genos (i.e., a monophyletic group or monophylum) but that *does not* include the infimous element of the P-genos which is being taken as the universe of discourse. For example, in relation to Figure 6.14,

let's consider the proper subsystem (monophyletic group) whose classification is the following:

Ludovix<sub>1</sub> Laporte, 1840  
 Ludovix Laporte, 1840 : Hammatostylus<sub>2</sub>  
 Champion, 1903  
 Hammatostylus<sub>1</sub> Champion, 1903 : Sicoderus  
 Vanin, 1986  
 Hammatostylus Champion, 1903 : Lancearius  
 Vanin, 1986.

This subsystem does not have a traditional taxonomic name. We may then create a code-name to refer to it, in the following manner:

(i) We add to the name of its infimous element the prefix 'P' (to indicate that it is a monophyletic group having as an infimous element the name cited (in our case we would have 'P-Ludovix<sub>1</sub>');

(ii) We add to that name thus formed, as 'powers', an 'upright' arrow (to indicate that two or more taxa are included in the phylogeny, then (in parentheses) the number of terminal morphospecies, and finally (in square brackets), the total number of the taxa involved (including the infimous element) (in our case we would then have: 'P-Ludovix<sub>1</sub><sup>↑(4)(7)'</sup>).

Thus we would have a name for the monophylum. Therefore, the classification of P-Ludovix<sub>1</sub><sup>↑(4)(7)</sup> is:

Ludovix<sub>1</sub> Laporte, 1840  
 Ludovix Laporte, 1840 : Hammatostylus<sub>2</sub>  
 Champion, 1903  
 Hammatostylus<sub>1</sub> Champion, 1903 : Sicoderus  
 Vanin, 1986  
 Hammatostylus Champion, 1903 : Lancearius  
 Vanin, 1986.

One additional example: P-Erodiscus<sub>1</sub><sup>↑(3)(5)</sup> would denote the monophyletic group whose classification is:

Erodiscus<sub>1</sub> Schoenherr, 1825  
 Erodiscus Schoenherr, 1825 : Pimelerodius<sub>1</sub> Vanin,  
 1986  
 Pimeledorius Vanin, 1986 : Ecnomorhinus Vanin,  
 1986.

**Convention 6.** Any monotypic taxon belonging, in the ancient taxonomy, to a 'supraspecific category' is named with the *binomen* of its unique species (in italics or some other type if the species is not ancestral, without italics if the species is ancestral, in the case that the specific name is still associated to the *praenomen* where it was originally included).

**Example 6.7.** The 'family' Heterostomidae of the ancient taxonomy (cf. Nagatomi, 1977, 1981, 1982) includes only one species, *Heterostomus curvipalpis* Bigot, 1857; the name of this taxon is therefore *Heterostomus curvipalpis* Bigot, 1857 (the name 'Heterostomidae' is abandoned).

Thus, as already quoted, Willmann (1989: 277) comments: 'If there is only one species as the adelphotaxon of a species-rich group, this species is not to be classified as a family, suborder, order, etc., of its own, each category corresponding to a taxonomic name. There is only one name required and justified for the species -its proper name- and in a written fixation of the system only this name would appear and refer to one of the basic adelphotaxa of the superordinate monophylum.'

**Convention 7.** In cases where the *praenomen* is associated to only one specific name, and the latter has been transferred from a previous *praenomen* to the present one, the present *praenomen* in cited first, with author and date, followed, between parentheses, by the name of the species, with author and date, between parentheses.

**Example 6.9.** In Figure 6.23, we have, for instance:

*Tracheomyia* Townsend, 1916 (*T. macropi* (Frogatt, 1913)).

We thus know that this is the only species associated with the *praenomen* *Tracheomyia*, but that the specific name is no longer in the original combination.

**Convention 8.** The name of the ancestral 'species' of an entire P-genos which, in the ancient taxonomy, was considered a 'genus' is named with the *binomen* having priority within this group, with a negative numeral as index, or only with a

*praenomen* also affected by a negative index (in both cases the names are written using the same type of the text, never with italics or any other different type).

**Exercise 6.1.** Let's do an exercise to train the new system of nomenclature and the conventions seen up to now. Figures 6.23 to 6.25 show the phylogeny of the species of the 'family' Oestridae (Papavero, 1977). There are 31 terminal (non-ancestral) species and 15 *praenomina*. The species *Pharyngobolus africanus* Brauer, 1866 has maintained the original combination (of the *praenomen* with the specific name), whereas *Tracheomyia macropi* (Froggatt, 1913) changed the *praenomen* (Figured 6.23). The same happens (Figure 6.24) with *Procephenemyia stimulatix* (Clark, 1977) and *Acrocomyia auribarbis* (Meigen, 1824). We have to cite, first, the present *praenomen* (with author and date) and then the *binomen* of the species, as indicated in the figures mentioned.

Let's now examine Figure 6.25. *Gedoelstia cristata* Rodhain & Bequaert, 1913, has priority over *Gedoelstia haessleri* Gedoelst, 1915. The name of the ancestor eidophoront of those two species is, then, *Gedoelstia cristata*<sub>1</sub> Rodhain & Bequaert, 1913 (cf. Convention 3).

*Gedoelstia cristata*<sub>1</sub> Rodhain & Bequaert, 1913 is the sister-species of *Cephalopina titillatrix* (Clark, 1816). But those two species have different *praenomina*. We continue the process of naming the ancestors using only the *praenomina* -we substitute the name *Gedoelstia cristata*<sub>1</sub> Rodhain & Bequaert, 1913 (remember it is the name of an ancestral eidophoront, and therefore does not come in italics) by the *praenomen* *Gedoelstia* Rodhain & Bequaert, 1913 (no italics, again), and we employ for its sister-species the *praenomen* *Cephalopina* Strand, 1928 (no italics). As *Gedoelstia* has priority over *Cephalopina*, the ancestor eidophoront of those two species will be named *Gedoelstia*<sub>1</sub> Rodhain & Bequaert, 1913. And then we continue, in a likely fashion, naming all the other taxa, until we arrive to the eidophoront which is ancestral to all the other taxa of this monophyletic group, which is called *Oestrus*<sub>g</sub> Linnaeus, 1758 (Figure 6.23).

TABLE 6.1. Classification of P-Oestridae<sub>f</sub> *sensu* Papavero, 1977 (Figures 6.23 to 6.25).

1. *Oestrus*<sub>g</sub><sup>(1)</sup> Linnaeus, 1758 (= *Oestrus*<sub>f</sub> Linnaeus, 1758)
2. *Oestrus*<sub>7</sub> Linnaeus, 1758 : *Cephenemyia*<sub>3</sub><sup>(10)</sup> Latreille, 1818
- 3(2). *Cephenemyia*<sub>2</sub> Latreille, 1818 : *Pharyngomyia* Schiner, 1861 (= *Pharyngomyia picta*<sub>1</sub> (Meigen, 1824))
- 4(3). *Pharyngomyia picta* (Meigen, 1824) : *Pharyngomyia dzerenae* Grunin, 1950
- 5(3). *Cephenemyia*<sub>1</sub> Latreille, 1818 : *Acrocomyia* Papavero, 1977 (*A. auribarbis* (Meigen, 1824))
- 6(5). *Cephenemyia* Latreille, 1818 (= *C. trompe*<sub>4</sub> (Modeer, 1786)) : *Procephenemyia* Papavero, 1977 (*P. stimulatix* (Clark, 1815))
- 7(6). *Cephenemyia trompe*<sub>3</sub> (Modeer, 1786) : *Cephenemyia phobifera* (Clark, 1815)
- 8(7). *Cephenemyia trompe*<sub>2</sub> (Modeer, 1786) : *Cephenemyia pratti*<sub>1</sub> Hunter, 1915
- 9(8). *Cephenemyia pratti* Hunter, 1915 : *Cephenemyia apicata* Bennett & Sabrosky, 1962
- 10(8). *Cephenemyia trompe*<sub>1</sub> (Modeer, 1786) : *Cephenemyia jellisoni* Townsend, 1941
- 11(10). *Cephenemyia trompe* (Modeer, 1786) : *Cephenemyia ulrichi* Brauer, 1862
- 12(2). *Oestrus*<sub>6</sub> Linnaeus, 1758 : *Pharyngobolus africanus* Brauer, 1866
- 13(12). *Oestrus*<sub>3</sub> Linnaeus, 1758 : *Tracheomyia* Townsend, 1916 (*T. macropi* (Froggatt, 1913))
- 14(13). *Oestrus*<sub>4</sub> Linnaeus, 1758 : *Kirkioestrus* Rodhain & Bequaert, 1914 (= *K. blanchardi*<sub>1</sub> (Gedoelst, 1914))
- 15(14). *Kirkioestrus blanchardi* (Gedoelst, 1914) : *Kirkioestrus minutus* (Rodhain & Bequaert, 1915)
- 16(14). *Oestrus*<sub>3</sub> Linnaeus, 1758 : *Gedoelstia*<sub>1</sub> Rodhain & Bequaert, 1913
- 17(16). *Gedoelstia* Rodhain & Bequaert, 1913 (= *G. cristata*<sub>1</sub> Rodhain & Bequaert, 1913) : *Cephalopina* Strand, 1928 (*C. titillatrix* (Clark, 1816))
- 18(17). *Gedoelstia cristata* Rodhain & Bequaert,

- 1913 : *Gedoelestia haessleri* Gedoelst, 1915
- 19(16). *Oestrus*<sub>2</sub> Linnaeus, 1758 : *Rhinoestrus*<sub>2</sub> Brauer, 1886
- 20(19). *Rhinoestrus*<sub>1</sub> Brauer, 1886 : *Suinoestrus* Papavero, 1977 (*S. nivarleti* (Rodhain & Bequaert, 1912))
- 21(20). *Rhinoestrus* Brauer, 1886 (= *R. purpureus*<sub>2</sub> (Brauer, 1858)) : *Gruninia* Papavero, 1977 (*G. tshernyshevi* Grunin, 1951)
- 22(21). *Rhinoestrus purpureus*<sub>1</sub> (Brauer, 1858) : *Rhinoestrus hippopotami*<sub>3</sub> Gruenberg, 1904
- 23(22). *Rhinoestrus purpureus* (Brauer, 1858) : *Rhinoestrus usbekistanicus*<sub>1</sub> Gan, 1947
- 24(23). *Rhinoestrus usbekistanicus* Gan, 1947 : *Rhinoestrus vanzyli* Zumpt & Bauristhene, 1964
- 25(22). *Rhinoestrus hippopotami*<sub>2</sub> Gruenberg, 1904 : *Rhinoestrus antidorcitis* Zumpt & Bauristhene, 1962
- 26(24). *Rhinoestrus hippopotami*<sub>1</sub> Gruenberg, 1904 : *Rhinoestrus latifrons* Gan, 1947
- 27(26). *Rhinoestrus hippopotami* Gruenberg, 1904 : *Rhinoestrus steyni* Zumpt, 1958
- 28(19). *Oestrus*<sub>1</sub> Linnaeus, 1758 : *Loewioestrus* Townsend, 1918 (*L. variolosus* (Loew, 1863))
- 29(27). *Oestrus* Linnaeus, 1758 (= *Oestrus ovis*<sub>2</sub> Linnaeus, 1758) : *Oestroides* Gedoelst, 1912 (*O. macdonaldi* (Gedoelst, 1912))
- 30(28). *Oestrus ovis*<sub>1</sub> Linnaeus, 1758 : *Oestrus aureoargentatus* Rodhain & Bequaert, 1912
- 31(30). *Oestrus ovis* Linnaeus, 1758 : *Oestrus caucasicus* Grunin, 1948

**Convention 9.** The name of the ancestral eidophoront of two or more morphospecies with distinct *praenomina* takes the *praenomen* which has priority, affected by a negative numeral.

**Observation 6.1.** An additional advantage of this new system of nomenclature is that we can work with the ancient «supraspecific categories» even in the absence of a knowledge of the phylogeny of its species, as long as we are sure it is a monophyletic group. For example, if we do not know the phylogeny of the species of the 'genus' *Oestrus* L., 1758, but we have evidence that it is a monophyletic group, we can work with the ancestral eidophoront of that monophyletic P-genos, whose name is *Oestrus* L., 1758. The same

procedure may be adopted in relation with any other 'supraspecific category' besides the 'genus'. As the *praenomen* included in a monophyletic group having priority over all the other *praenomina* will automatically be the name of the ancestor eidophoront of the P-genos, we can always name the ancestor. To indicate to which 'category' of the ancient taxonomy the P-genos belonged (and to indicate, at the same time, that the phylogeny of its species is not known), we use as indices the initial letter(s) of the ancient category, preceded or not by prefixes, as will be seen in the sequence.

**Convention 10.** If a P-genos is in all probability monophyletic, but we do not know the phylogeny of its species, we may work with its ancestral eidophoront. Its ancestral eidophoront will be named with the *praenomen* included in the P-genos which has priority over all the other *praenomina*, with an index indicating to which 'category' the P-genos belonged in the ancient taxonomy.

The list of some those indices is the following (plus some prefixes) is given in Table 6.2):

**Table 6.2. Indices and prefixes for denoting categories**

C	Classis	P	Phyllum
Co	Cohorte	p	prae
D	Divisio	R	Regnum
F	Family	S	Super
Fo	Form	s	sub
g	group	S <sub>E</sub>	series
i	infra	St	Sectio
O	Ordo	T	Tribus

**Example 6.9.** Accordingly, we have that:

(i) *Araneus*<sub>r</sub> Clerck, 1757 is the name of the ancestral eidophoront of all the animals (the ancient 'Animal Kingdom'). *Araneus* Clerck, 1757 has, by force of the international rules of zoological nomenclature, priority over all the other *praenomina* used for animals, as the work of Clerck on spiders of Sweden (1757) is the only one considered valid before the publication of Linnaeus *Systema Naturae* in 1758.



(ii) *Araneus*<sub>p</sub> Clerck, 1757 is the name of the ancestral eidophoront of all the taxa before united under the 'Phylum Arthropoda'.

(iii) *Araneus*<sub>f</sub> Clerck, 1757 is the name of the ancestral eidophoront of all the taxa included in the 'family' Araneidae.

(iv) *Araneus* Clerck, 1757 is the name of the ancestral eidophoront of all the species before included in the 'genus' *Araneus* Clerck, 1757.

We give, in the sequence, some names of ancestral eidophoronts of some monophyletic P-gene:

*Homo*<sub>p</sub> Linnaeus, 1758 (of the Phylum Chordata)

*Homo*<sub>c</sub> Linnaeus, 1758 (of the Classis Mammalia)

*Homo*<sub>o</sub> Linnaeus, 1758 (of the Ordo Primates)

*Homo* Linnaeus, 1758 (of the Genus *Homo*)

*Homo*<sub>t</sub> Linnaeus, 1758 (of the Tribus Hominini)

*Homo*<sub>sf</sub> Linnaeus, 1758 (of the Superfamilia Hominoidea)

*Homo*<sub>sr</sub> Linnaeus, 1758 (of the Subtribus Hominina)

*Vultur*<sub>c</sub> Linnaeus, 1758 (of the Classis Reptilia (incl. Aves))

*Rana*<sub>c</sub> Linnaeus, 1758 (of the Classis Amphibia)

*Scarabaeus*<sub>o</sub> Linnaeus, 1758 (of the Ordo Coleoptera)

*Oestrus*<sub>f</sub> Linnaeus, 1758 (of the Familia Oestridae)

*Oestrus*<sub>o</sub> Linnaeus, 1758 (of the Ordo Diptera).

The greatest advantage of this method is that the ancestor eidophoront of most 'larger groups' will take as a name Linnaean *praenomina*, which are (or should be) familiar to any taxonomist. In appendices I and II we give the list of the *praenomina* published by Linnaeus in the 10th edition of the *Systema Naturae*, organized by order of priority and alphabetically.

This system serves equally to any other group of living beings, as far as it may be worked phylogenetically. Thus, for instance, the ancestral eidophoront of all the plants will be called *Canna*<sub>r</sub> Linnaeus, 1753.

**Exercise 6.2.** We may now work with eidophoronts that are ancestral of different P-gene. Figures 6.26 to 6.35 illustrate the process (using eidophoronts ancestral to 'families'), using the phylogeny of ancestral eidophoronts of the 'families' of the 'suborder Brachycera' of the 'order Diptera' (adapted from McAlpine (1989) and Woodley (1989)). In Figure 6.26, when we write *Xylophagus*<sub>f</sub> Meigen, 1803, for instance, it means that in the P-genos derived from this eidophoront, there exist at least two *praenomina*. On the other hand, when we write, for instance, *Exeretoneura* Macquart, 1846, that there is only this *praenomen* in the F-genos, but that there are two or more species (terminal species) in the monophyletic group. When we write *Heterostomus curvipalpis* Bigot, 1857, for instance, this means that this is the only terminal species (and that its name maintains the original combination).

**Observation 6.2.** The most ancient *praenomen* included in a P-genos is not always the 'type-genus' of a 'suprageneric category'. In Figure 6.27, for example, *Cyrtus* Latreille, 1796, is the most ancient *praenomen* of the 'family' Acroceridae (but the 'type-genus' is *Acrocera*).

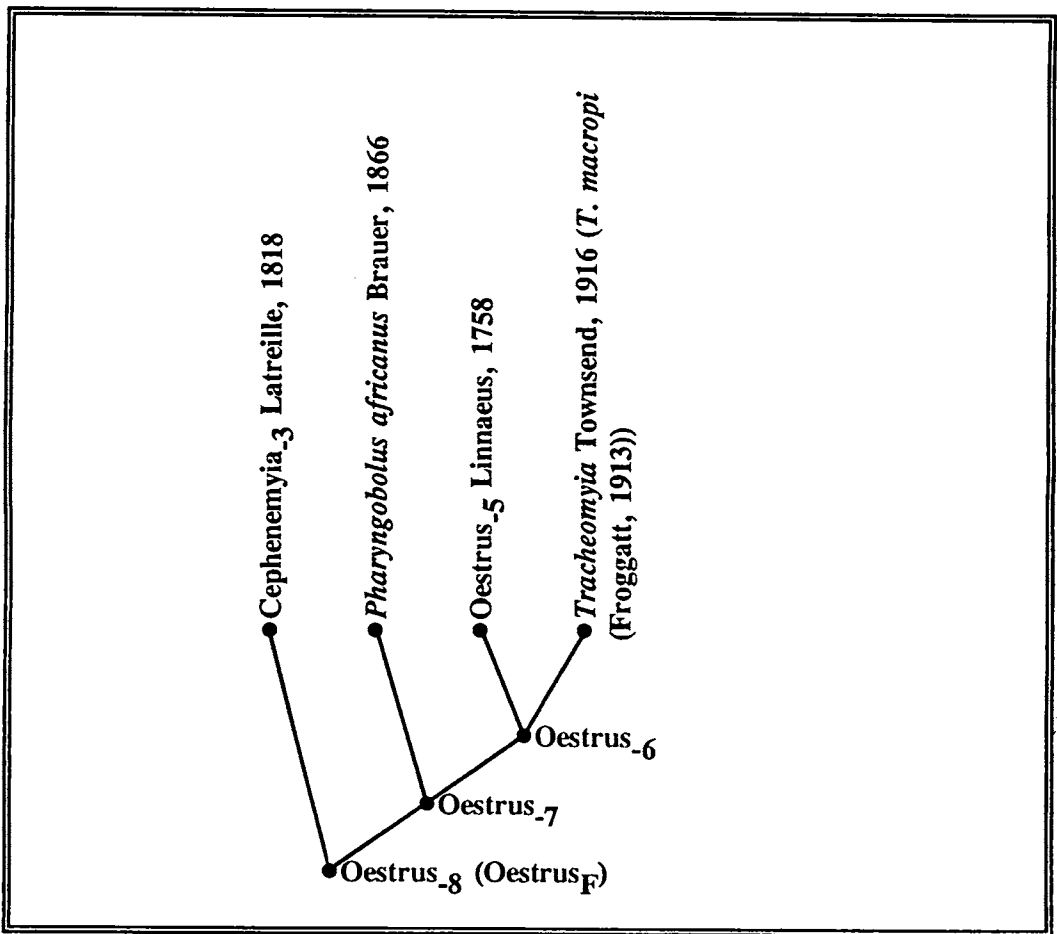


Figure 6.23. Phylogeny of Oestrinae (Papavero, 1977) (cont.).

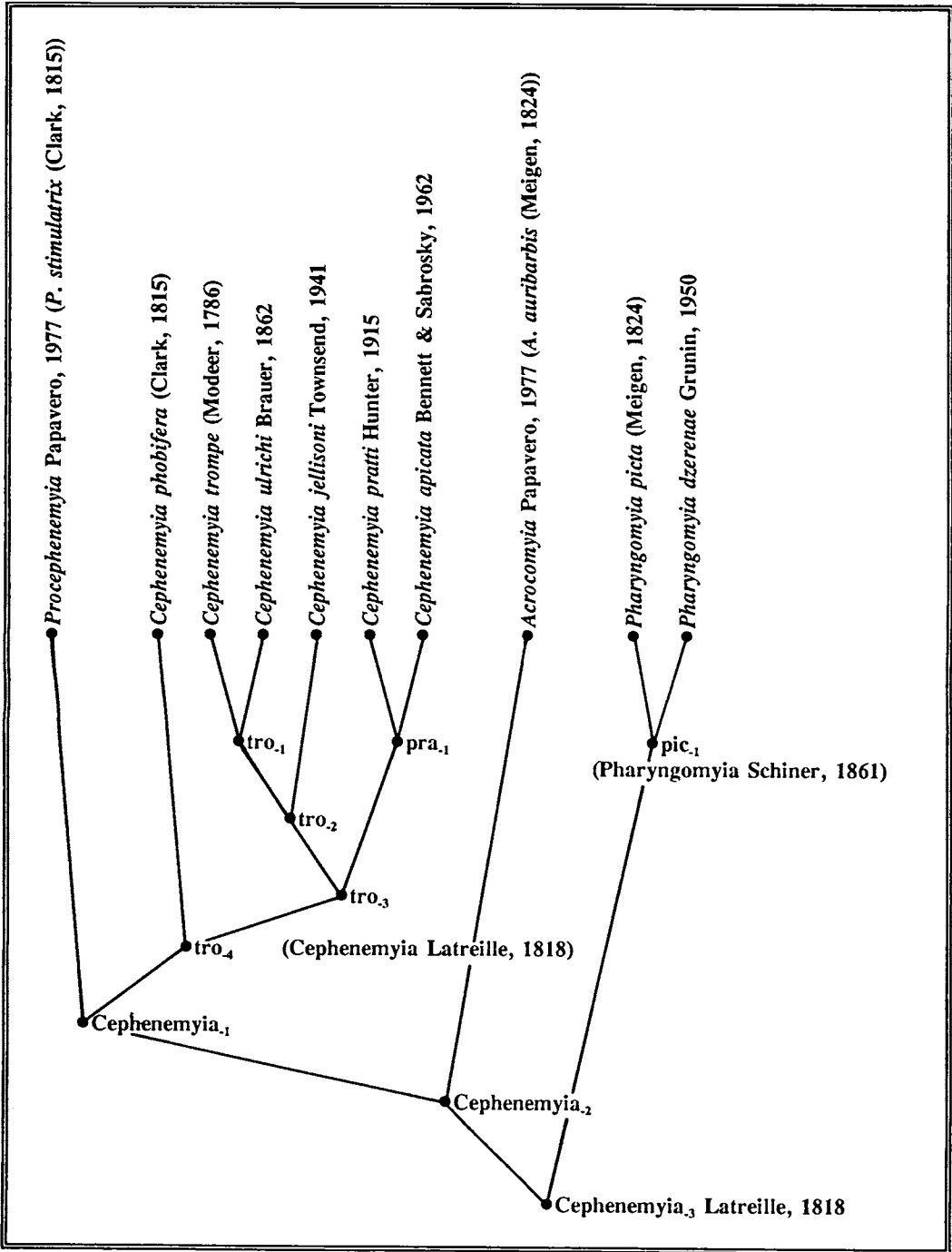


Figure 6.24. Phylogeny of Oestridae (Papavero, 1977) (continuation of Fig. 6.23)

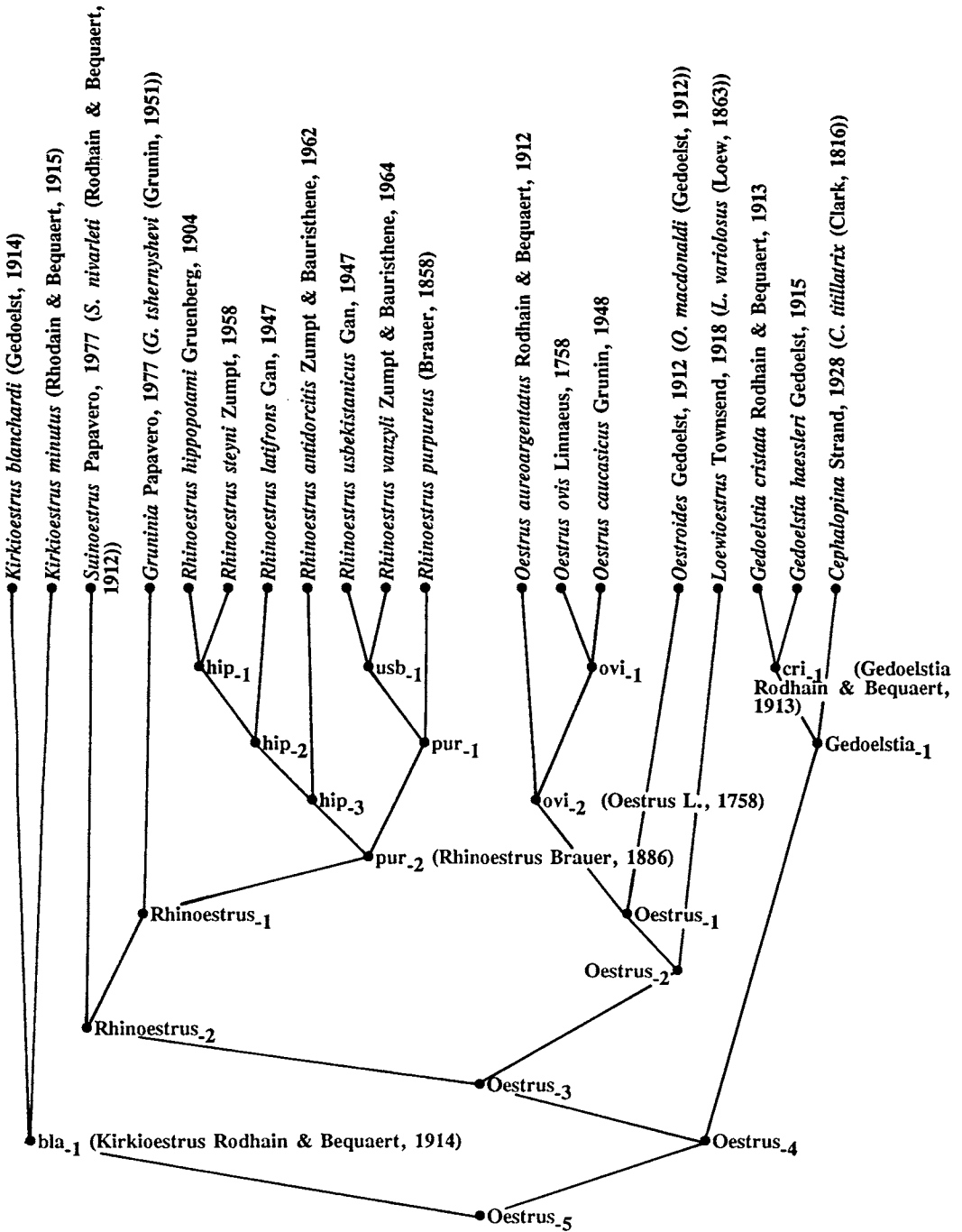


Figure 6.25. Phylogeny of Oestrinidae (Papavero, 1977) (continuation of Fig. 6.23).

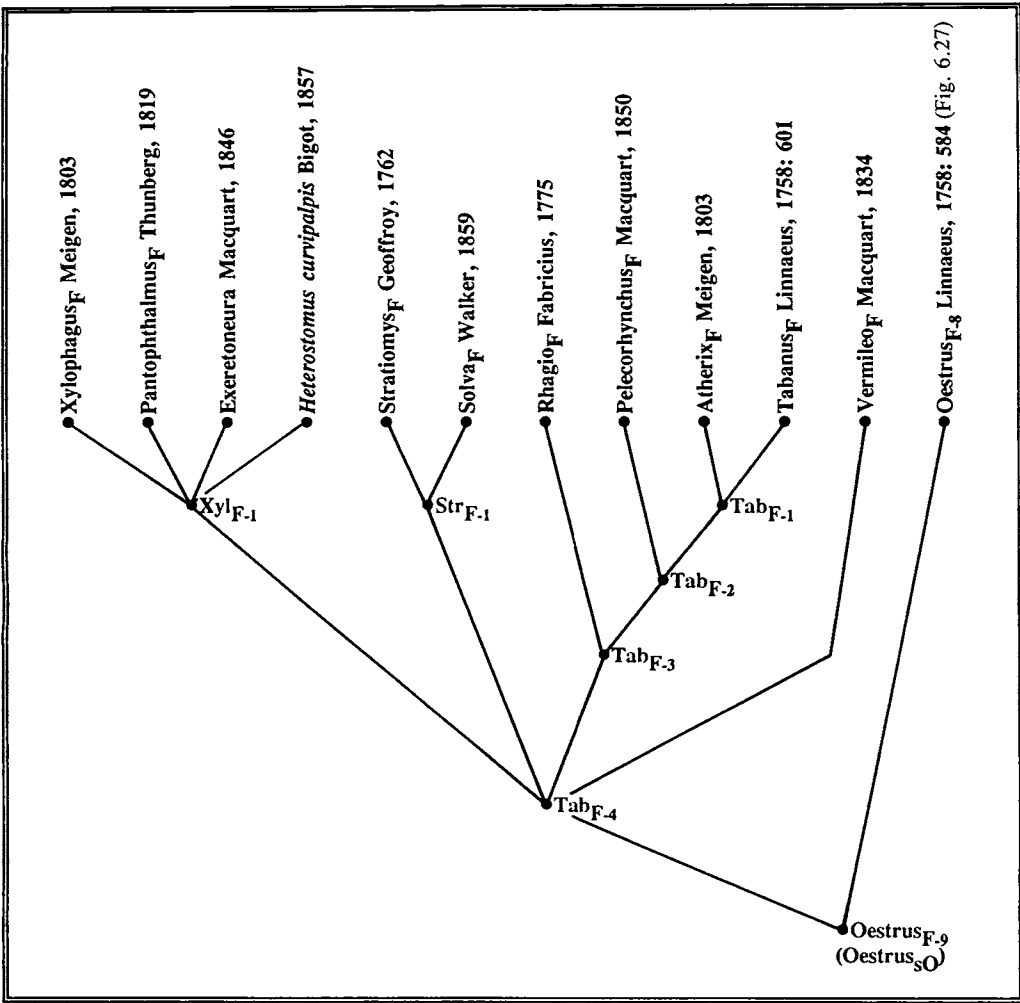


Figure 6.26. Phylogeny of the basal groups of 'Brachycera' (Diptera) (cont.).

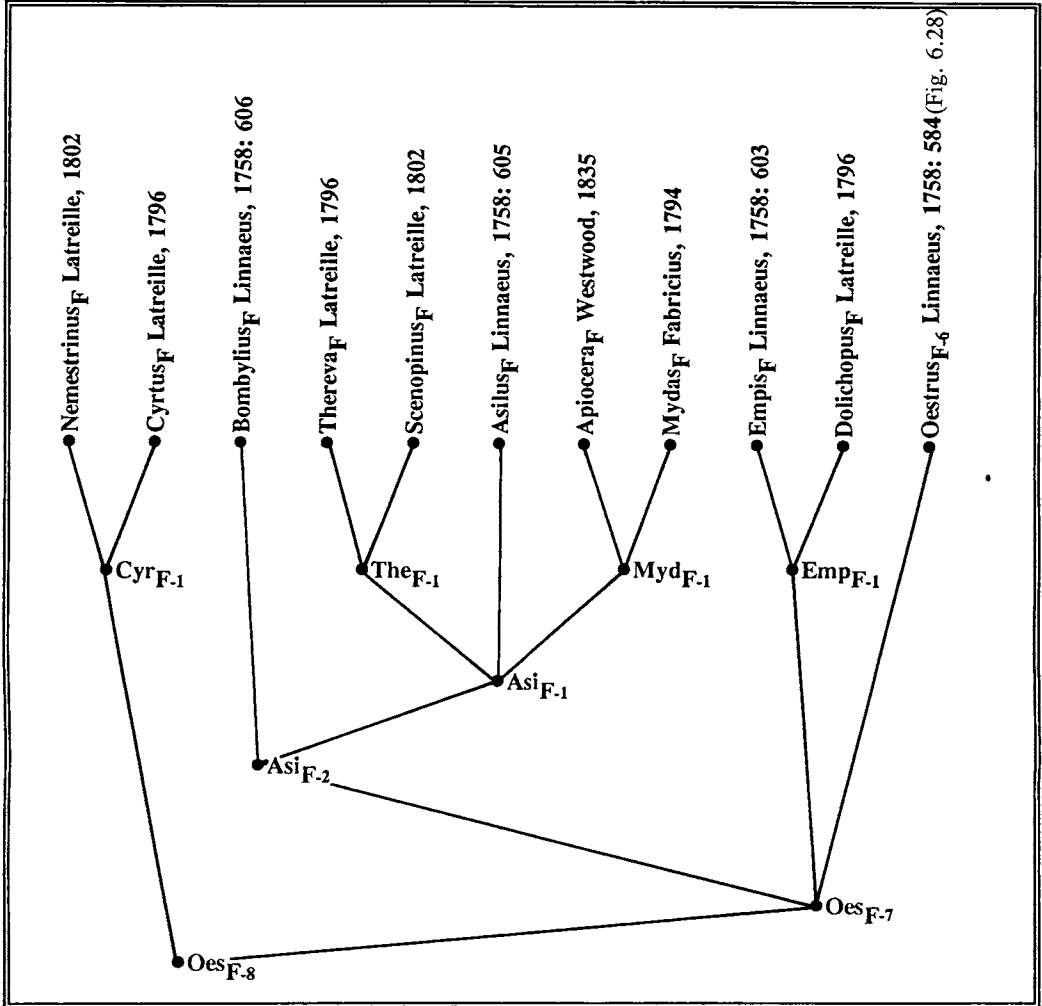


Figure 6.27. Phylogeny of the basal groups of 'Brachycera' (Diptera) (cont.).

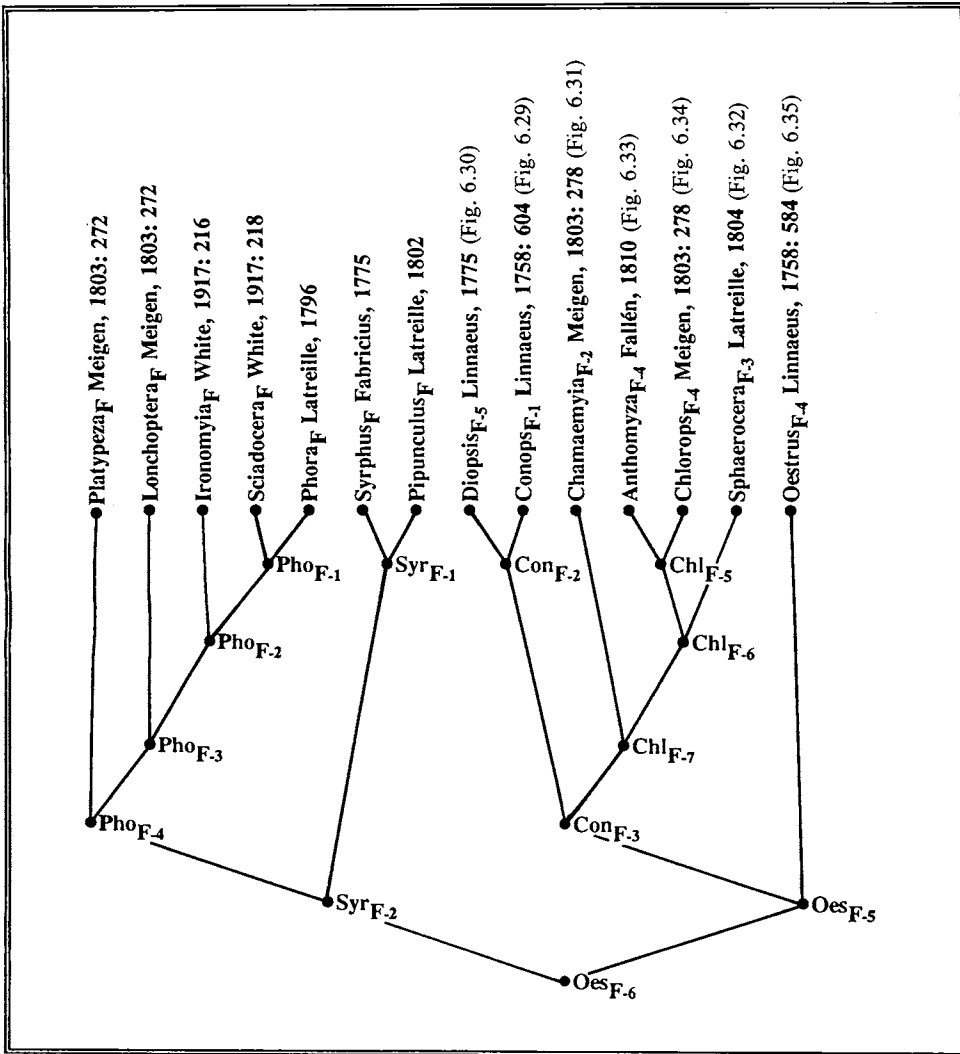


Figure 6.28. Phylogeny of the basal groups of 'Brachycera' (Diptera) (cont.).

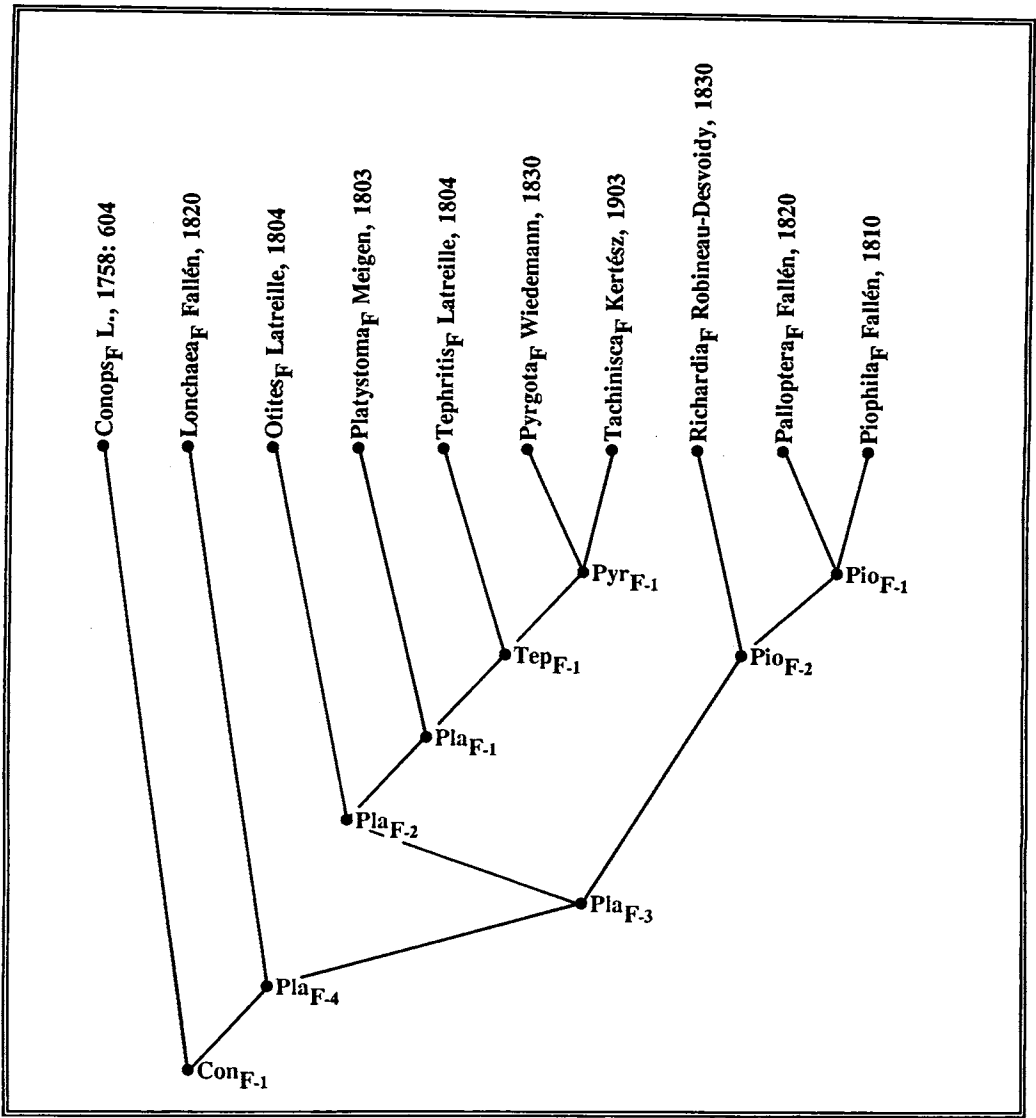


Figure 6.29. Phylogeny of the basal groups of 'Brachycera' (Diptera) (continuation of Fig. 6.28).



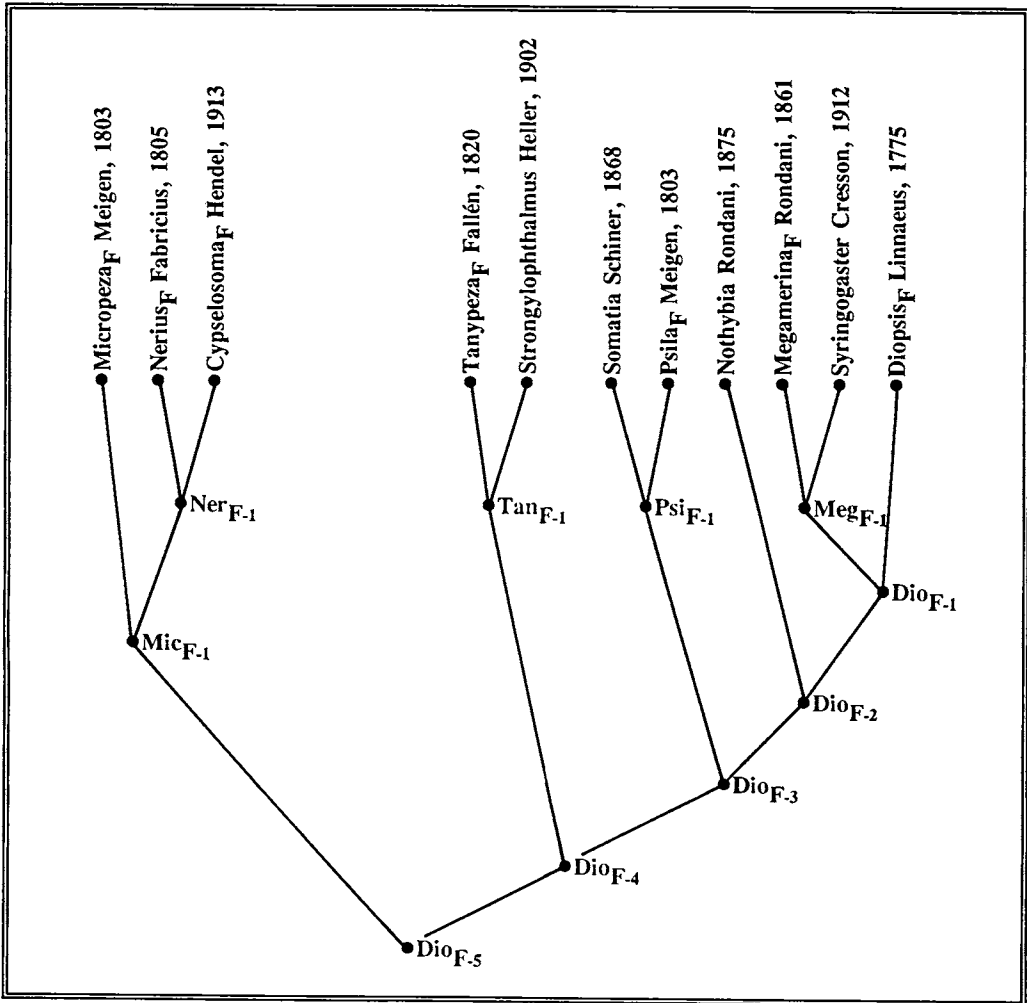


Figure 6.30. Phylogeny of basal groups of 'Brachycera' (Diptera) (continuation of Fig. 6.28).

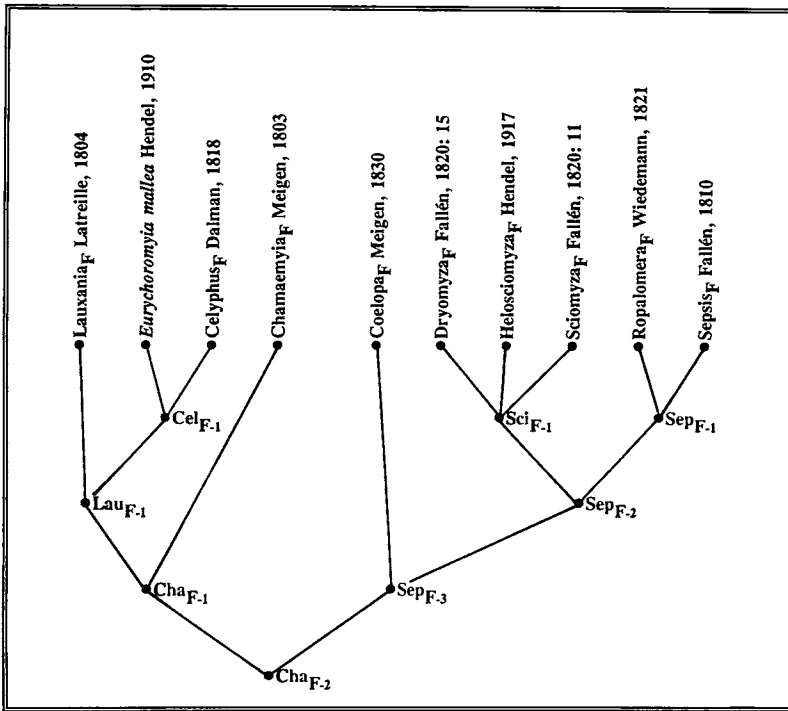


Figure 6.31. Phylogeny of the basal groups of 'Brachycera' (Diptera) (continuation of Fig. 6.28).

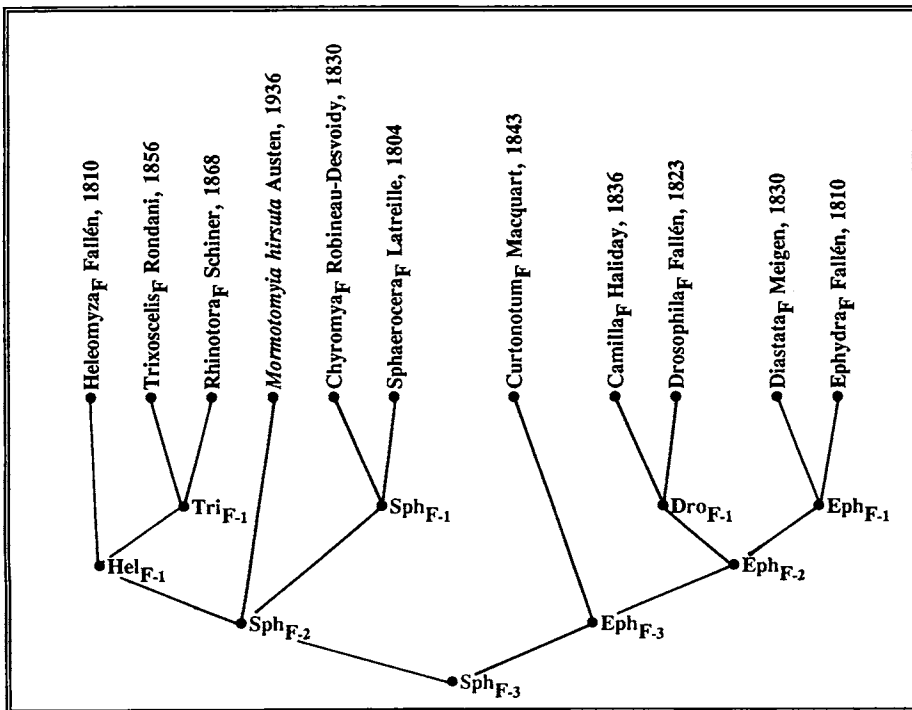


Figure 6.32. Phylogeny of the basal groups of 'Brachycera' (Diptera) (continuation of Fig. 6.28).

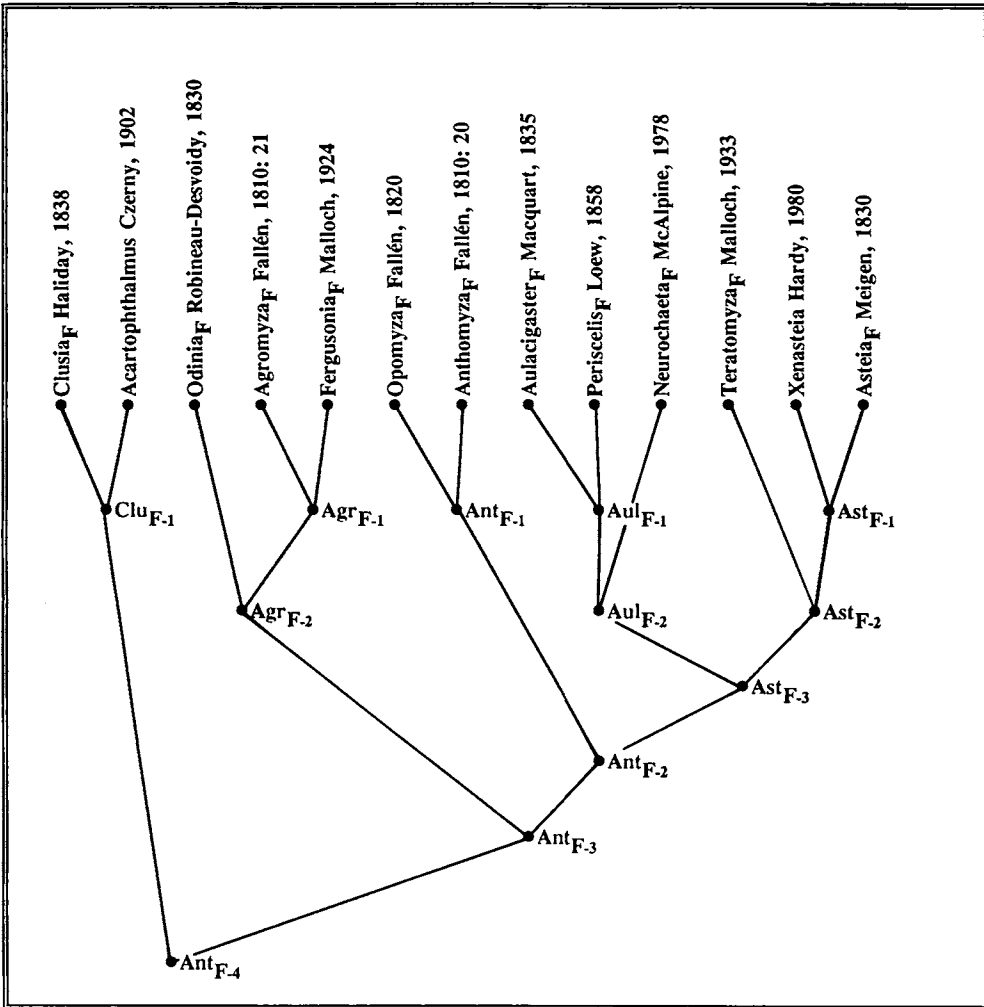


Figure 6.33. Phylogeny of the basal groups of 'Brachycera' (Diptera) (continuation of Fig. 6.28).

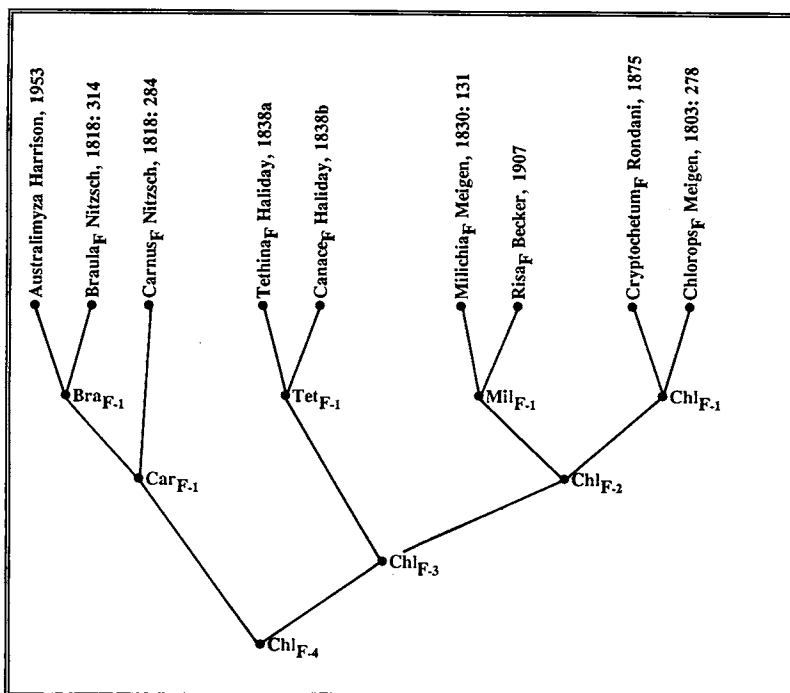


Figure 6.34. Phylogeny of the basal groups of 'Brachycera' (Diptera) (continuation of Fig. 6.28).

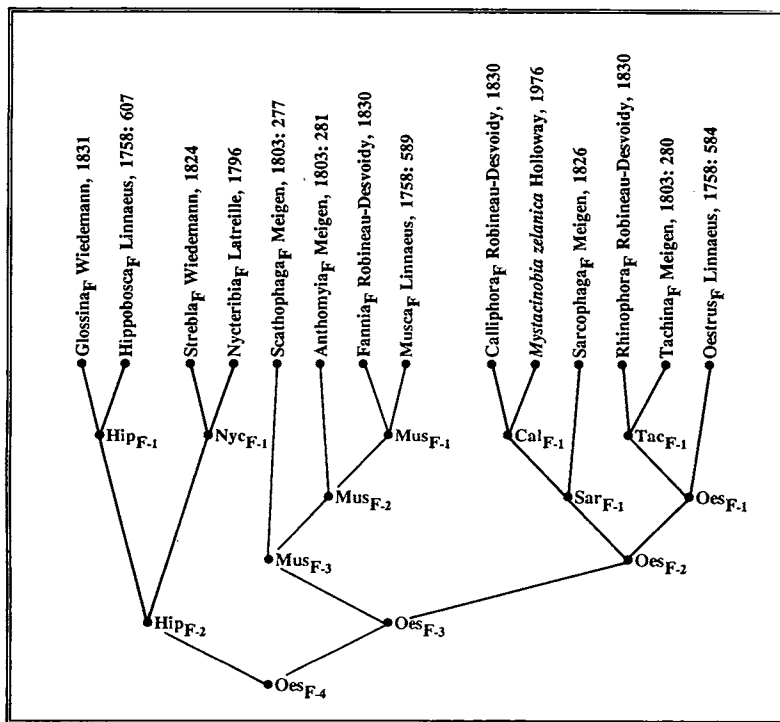


Figure 6.35. Phylogeny of the basal groups of 'Brachycera' (Diptera) (continuation of Fig. 6.28).

TABLE 6.3. Classification of P-Brachycera <sup>(106)</sup><sub>(204)</sub>  
(Figures 6.26 - 6.35).

1.	Oestrus <sub>F,9</sub> <sup>(106)</sup> Linnaeus, 1758	White, 1917
12(1).	Oestrus <sub>F,8</sub> <sup>(95)</sup> Linnaeus, 1758:584 : Tabanus <sub>F,4</sub> <sup>(11)</sup> Linnaeus, 1758:601	23(22). Phora <sub>F</sub> Latreille, 1796 : Sciadocera <sub>F</sub> White, 1917
3(2).	Tabanus <sub>F,3</sub> <sup>(4)</sup> Linnaeus, 1758 : Xylophagus <sub>F,1</sub> <sup>(4)</sup> Meigen, 1803 : Stratiomys <sub>F,1</sub> <sup>(2)</sup> Geoffroy, 1762 : Vermileo <sub>F</sub> Macquart, 1834	24(17). Oestrus <sub>F,4</sub> <sup>(14)</sup> Linnaeus, 1758:584 : Conops <sub>F,3</sub> <sup>(64)</sup> Linnaeus, 1758:604
4(3).	Xylophagus <sub>F</sub> Meigen, 1803 : Pantophthalmus <sub>F</sub> Thunberg, 1819 : Exeretoneura Macquart, 1846 : <i>Heterostomus curvipalpis</i> Bigot, 1857	25(24). Conops <sub>F,2</sub> <sup>(21)</sup> Linnaeus, 1758 : Chlorops <sub>F,7</sub> <sup>(43)</sup> Meigen, 1803
5(3).	Stratiomys <sub>F</sub> Geoffroy, 1762 : Solva <sub>F</sub> Walker, 1859	26(25). Conops <sub>F,1</sub> <sup>(10)</sup> Linnaeus, 1758 : Diopsis <sub>F,5</sub> <sup>(11)</sup> Linnaeus, 1775
6(3).	Tabanus <sub>F,2</sub> Linnaeus, 1758 : Rhagio <sub>F</sub> Fabricius, 1775	27(26). Conops <sub>F</sub> Linnaeus, 1758 : Platystoma <sub>F,4</sub> <sup>(9)</sup> Meigen, 1803
7(6).	Tabanus <sub>F,1</sub> Linnaeus, 1758 : Pelecorhynchus <sub>F</sub> Macquart, 1850	28(27). Platystoma <sub>F,3</sub> Meigen, 1803 : Lonchaea <sub>F</sub> Fallén, 1820
8(7).	Tabanus <sub>F</sub> Linnaeus, 1758 : Atherix <sub>F</sub> Meigen, 1803	29(28). Platystoma <sub>F,2</sub> <sup>(5)</sup> Meigen, 1803 : Piophila <sub>F,2</sub> <sup>(3)</sup> Fallén, 1810
9(2).	Oestrus <sub>F,7</sub> <sup>(93)</sup> Linnaeus, 1758 : Cyrtus <sub>F,1</sub> <sup>(2)</sup> Latreille, 1796	30(29). Platystoma <sub>F,1</sub> Meigen, 1803 : Otites <sub>F</sub> Latreille, 1804
10(9).	Cyrtus <sub>F</sub> Latreille, 1796 : Nemestrinus <sub>F</sub> Latreille, 1802	31(30). Platystoma <sub>F</sub> Meigen, 1803 : Tephritis <sub>F,1</sub> Latreille, 1804
11(9).	Oestrus <sub>F,6</sub> <sup>(85)</sup> Linnaeus, 1758:584 : Asilus <sub>F,2</sub> <sup>(6)</sup> Linnaeus, 1758:605 : Empis <sub>F,1</sub> <sup>(2)</sup> Linnaeus, 1758:603	32(31). Tephritis <sub>F</sub> Latreille, 1804 : Pyrgota <sub>F,1</sub> Wiedemann, 1830
12(11).	Asilus <sub>F,1</sub> Linnaeus, 1758:605 : Bombylius <sub>F</sub> Linnaeus, 1758:606	33(32). Pyrgota <sub>F</sub> Wiedemann, 1830 : Tachinisca <sub>F</sub> Kertész, 1903
13(12).	Asilus <sub>F</sub> Linnaeus, 1758 : Thereva <sub>F,1</sub> Latreille, 1796 : Mydas <sub>F,1</sub> Fabricius, 1794	34(29). Piophila <sub>F,1</sub> Fallén, 1810 : Richardia Robineau-Desvoidy, 1830
14(13).	Thereva <sub>F</sub> Latreille, 1796 : Scenopinus <sub>F</sub> Latreille, 1802	35(34). Piophila <sub>F</sub> Fallén, 1810 : Palloptera <sub>F</sub> Fallén, 1820
15(13).	Mydas <sub>F</sub> Fabricius, 1794 : Apiocera <sub>F</sub> Westwood, 1835	36(26). Diopsis <sub>F,4</sub> <sup>(8)</sup> Linnaeus, 1775 : Micropeza <sub>F,1</sub> <sup>(3)</sup> Meigen, 1803
16(11).	Empis <sub>F</sub> Linnaeus, 1758 : Dolichopus <sub>F</sub> Latreille, 1796	37(36). Micropeza <sub>F</sub> Meigen, 1803 : Nerius <sub>F,1</sub> Fabricius, 1805
17(11).	Oestrus <sub>F,5</sub> <sup>(78)</sup> Linnaeus, 1758 : Syrphus <sub>F,2</sub> <sup>(7)</sup> Fabricius, 1775	38(37). Nerius <sub>F</sub> Fabricius, 1805 : Cypselosoma <sub>F</sub> Hendel, 1913
18(17).	Syrphus <sub>F,1</sub> <sup>(2)</sup> Fabricius, 1775 : Phora <sub>F,4</sub> <sup>(5)</sup> Latreille, 1796	39(38). Diopsis <sub>F,3</sub> <sup>(6)</sup> Linnaeus, 1775 : Tanypeza <sub>F,1</sub> Fallén, 1820
19(18).	Syrphus <sub>F</sub> Fabricius, 1775 : Pipunculus <sub>F</sub> Latreille, 1802	40(39). Tanypeza <sub>F</sub> Fallén, 1820 : Strongylophthalmus Heller, 1902
20(18).	Phora <sub>F,3</sub> Latreille, 1796 : Platypeza <sub>F</sub> Meigen, 1803	41(38). Diopsis <sub>F,2</sub> Linnaeus, 1775: Psila <sub>F,1</sub> Meigen, 1803
21(20).	Phora <sub>F,2</sub> Latreille, 1796 : Lonchoptera <sub>F</sub> Meigen, 1803	42(41). Psila <sub>F</sub> Meigen, 1803 : Somatia Schiner, 1868
22(21).	Phora <sub>F,1</sub> Latreille, 1796 : Ironomyia <sub>F</sub>	43(41). Diopsis <sub>F,1</sub> Linnaeus, 1775 : Nothybia Rondani, 1875
		44(43). Diopsis <sub>F</sub> Linnaeus, 1775 : Megamerina <sub>F,1</sub> Rondani, 1861
		45(44). Megamerina <sub>F</sub> Rondani, 1861 : Syringogaster Cresson, 1912
		46(25). Chlorops <sub>F,6</sub> <sup>(33)</sup> Meigen, 1803 : Chamaemyia <sub>F,2</sub> <sup>(10)</sup> Meigen, 1803
		47(46). Chamaemyia <sub>F,1</sub> <sup>(4)</sup> Meigen, 1803 : Sepsis <sub>F,3</sub> <sup>(6)</sup> Fallén, 1810

- 48(47). Chamaemyia<sub>F</sub> Meigen, 1803 : Lauxania<sub>F-1</sub> Latreille, 1804
- 49(48). Lauxania<sub>F</sub> Latreille, 1804 : Celyphus<sub>F-1</sub> Dalman, 1818
- 50(49). Celyphus<sub>F</sub> Dalman, 1818 : *Eurychoromyia mallea* Hendel, 1910
- 51(47). Sepsis<sub>F-2</sub> Fallén, 1810 : Coelopa<sub>F</sub> Meigen, 1830
- 52(51). Sepsis<sub>F-1</sub><sup>(2)</sup> Fallén, 1810 : Sciomyza<sub>F-1</sub><sup>(3)</sup> Fallén, 1820
- 53(52). Sepsis<sub>F</sub> Fallén, 1810 : Ropalomera<sub>F</sub> Wiedemann, 1821
- 54(52). Sciomyza<sub>F</sub> Fallén, 1820:11 : Dryomyza<sub>F</sub> Fallén, 1820:15 : Helosciomyza<sub>F</sub> Hendel, 1917
- 55(46). Chlorops<sub>F-5</sub> Meigen, 1803 : Sphaerocera<sub>F-3</sub><sup>(11)</sup> Latreille, 1804
- 56(55). Sphaerocera<sub>F-2</sub><sup>(6)</sup> Latreille, 1804 : Ephydra<sub>F-3</sub><sup>(5)</sup> Fallén, 1810
- 57(56). Sphaerocera<sub>F-1</sub> Latreille, 1804 : Heleomyza<sub>F-1</sub> Fallén, 1810 : *Mormotomyia hirsuta* Austen, 1936
- 58(57). Sphaerocera<sub>F</sub> Latreille, 1804 : Chyromya<sub>F</sub> Robineau-Desvoidy, 1830
- 59(57). Heleomyza<sub>F</sub> Fallén, 1810 : Trixoscelis<sub>F-1</sub> Rondani, 1856
- 60(59). Trixoscelis<sub>F</sub> Rondani, 1856 : Rhinotora<sub>F</sub> Schiner, 1868
- 61(56). Ephydra<sub>F-2</sub> Fallén, 1810 : Curtonotum<sub>F</sub> Macquart, 1843
- 62(61). Ephydra<sub>F-1</sub> Fallén, 1810 : Drosophila<sub>F-1</sub> Fallén, 1823
- 63(62). Ephydra<sub>F</sub> Fallén, 1810 : Diastata<sub>F</sub> Meigen, 1830
- 64(63). Drosophila<sub>F</sub> Fallén, 1823 : Camilla<sub>F</sub> Haliday, 1836
- 65(55). Chlorops<sub>F-4</sub><sup>(9)</sup> Meigen, 1803 : Anthomyza<sub>F-4</sub><sup>(13)</sup> Fallén, 1810
- 66(65). Anthomyza<sub>F-3</sub><sup>(11)</sup> Fallén, 1810 : Clusia<sub>F-1</sub> Haliday, 1838
- 67(66). Clusia<sub>F</sub> Haliday, 1838 : Acartophthalmus Czerny, 1902
- 68(66). Anthomyza<sub>F-2</sub><sup>(8)</sup> Fallén, 1810:20 : Agromyza<sub>F-2</sub> Fallén, 1810:21
- 69(68). Agromyza<sub>F-1</sub> Fallén, 1810 : Odinia<sub>F</sub> Robineau-Desvoidy, 1830
- 70(69). Agromyza<sub>F</sub> Fallén, 1810 : Fergusonia<sub>F</sub> Malloch, 1924
- 71(68). Anthomyza<sub>F-1</sub><sup>(2)</sup> Fallén, 1810 : Asteia<sub>F-3</sub><sup>(6)</sup> Meigen, 1830
- 72(71). Anthomyza<sub>F</sub> Fallén, 1810 : Opomyza<sub>F</sub> Fallén, 1820
- 73(71). Asteia<sub>F-2</sub><sup>(3)</sup> Meigen, 1830 : Aulacigaster<sub>F-2</sub><sup>(3)</sup> Macquart, 1835
- 74(73). Aulacigaster<sub>F-1</sub> Macquart, 1835 : Neurochaeta<sub>F</sub> McAlpine, 1978
- 75(74). Aulacigaster<sub>F</sub> Macquart, 1835 : Periscelis<sub>F</sub> Loew, 1858
- 76(73). Asteia<sub>F-1</sub> Meigen, 1830 : Teratomyza<sub>F</sub> Malloch, 1933
- 77(76). Asteia<sub>F</sub> Meigen, 1830 : Xenasteia Hardy, 1980
- 78(65). Chlorops<sub>F-6</sub><sup>(6)</sup> Meigen, 1803 : Carnus<sub>F-1</sub><sup>(3)</sup> Nitzsch, 1818
- 79(78). Carnus<sub>F</sub> Nitzsch, 1818:284 : Braula<sub>F-1</sub> Nitzsch, 1818:314
- 80(79). Braula<sub>F</sub> Nitzsch, 1818 : Australimyza Harrison, 1953
- 81(78). Chlorops<sub>F-4</sub><sup>(4)</sup> Meigen, 1803 : Tethina<sub>F-1</sub> Haliday, 1838a
- 82(81). Tethina<sub>F</sub> Haliday, 1838a : Canace<sub>F</sub> Haliday, 1838b
- 83(78). Chlorops<sub>F-1</sub> Meigen, 1803 : Milichia<sub>F-1</sub> Meigen, 1830
- 84(83). Chlorops<sub>F</sub> Meigen, 1803 : Cryptochetum<sub>F</sub> Rondani, 1875
- 85(83). Milichia<sub>F</sub> Meigen, 1830 : Risa<sub>F</sub> Becker, 1907
- 86(24). Oestrus<sub>F-3</sub><sup>(10)</sup> Linnaeus, 1758:584 : Hippobosca<sub>F-2</sub><sup>(4)</sup> Linnaeus, 1758:607
- 87(86). Hippobosca<sub>F-1</sub> Linnaeus, 1758 : Nycteribia<sub>F-1</sub> Latreille, 1796
- 88(87). Nycteribia<sub>F</sub> Latreille, 1796 : Strebla<sub>F</sub> Wiedemann, 1824
- 89(87). Hippobosca<sub>F</sub> Linnaeus, 1758 : Glossina<sub>F</sub> Wiedemann, 1831
- 90(86). Oestrus<sub>F-2</sub><sup>(6)</sup> Linnaeus, 1758:584 : Musca<sub>F-3</sub><sup>(4)</sup> Linnaeus, 1758:589
- 91(90). Musca<sub>F-2</sub> Linnaeus, 1758 : Scathophaga<sub>F</sub> Meigen, 1803
- 92(91). Musca<sub>F-1</sub> Linnaeus, 1758 : Anthomyia<sub>F</sub> Meigen, 1803
- 93(92). Musca<sub>F</sub> Linnaeus, 1758 : Fannia<sub>F</sub> Robineau-Desvoidy, 1830
- 94(90). Oestrus<sub>F-1</sub><sup>(3)</sup> Linnaeus, 1758 : Sarcophaga<sub>F-1</sub><sup>(3)</sup> Meigen, 1826
- 95(94). Sarcophaga<sub>F</sub> Meigen, 1826 : Calliphora<sub>F-1</sub> Robineau-Desvoidy, 1830
- 96(95). Calliphora<sub>F</sub> Robineau-Desvoidy, 1830 : *Mystacinobia zelanica* Holloway, 1976

- 97(94). Oestrus<sub>F</sub> Linnaeus, 1758 : Tachina<sub>F,1</sub> Meigen, 1803  
 98(97). Tachina<sub>F</sub> Meigen, 1803 : Rhinophora<sub>F</sub> Robineau-Desvoidy, 1830: 280

**Exercise 6.3.** In a similar way, we can work with ancestral eidophoronts of P-gene which were considered 'orders' in ancient taxonomy. Figures 6.39 to 6.42 illustrate the process (phylogeny of the ancestral eidophoronts of the 'orders' of the 'Class Insecta', according to Hennig, 1981).

It must be noticed that, for example, when we write *Zorotypus* Silvestri, 1913 (Figure 6.41) we mean that this eidophoront is ancestral of a P-genos which includes only this *praenomen*, but which includes two or more terminal species; when we write, on the other hand, *Psocus*<sub>o</sub> Fabricius, 1798, we mean that this eidophoront is ancestral of a P-genos which in the ancient system was considered an 'order' including two or more *praenomina*.

**Observation 6.3.** We must be careful, when

TABLE 6.4 HENNIG'S SYSTEM OF CLASSIFICATION FOR THE CLASS INSECTA (1981) (Figures 6.36-6.38)

1. Entognatha	2.2.2.2..3.2..2. Condylognatha
1.1. Diplura	2.2.2.2..3.2..2.1. Thysanoptera
1.2. Ellipura	2.2.2.2..3.2..2.2. Hemiptera
1.2.1. Protura	2.2.2.2..3.2..2.2.1. Heteropteroidea
1.2.2. Collembola	2.2.2.2..3.2..2.2.1.1. Coleorhyncha
2. Ectognatha	2.2.2.2..3.2..2.2.1.2. Heteroptera
2.1. Archaeognatha (Microcoryphia)	2.2.2.2..3.2..2.2.2. Sternorhyncha
2.2. Dicondylia	2.2.2.2..3.2..2.2.2.1. Aphidomorpha
2.2.1. Zygentoma	2.2.2.2..3.2..2.2.2.1.1. Aphidina
2.2.2. Pterygota	2.2.2.2..3.2..2.2.2.1.2. Coccina
2.2.2.1. Palaeoptera	2.2.2.2..3.2..2.2.2.2. Psyllomorpha
2.2.2.1..1. Ephemeroptera	2.2.2.2..3.2..2.2.2.2.1. Aleyrodina
2.2.2.1..2. Odonata	2.2.2.2..3.2..2.2.2.2.2. Psyllina
2.2.2.2. Neoptera	2.2.2.2..3.2..2.2.3. Auchenorhyncha
2.2.2.2..1. Plecoptera	2.2.2.2..3.2..2.2.3.1. Fulgoriformes
2.2.2.2..2. Paurometabola	2.2.2.2..3.2..2.2.3.2. Cicadiformes
2.2.2.2..2.1. Embioptera	2.2.2.2..4. Holometabola
2.2.2.2..2.2. Orthopteromorpha	2.2.2.2..4.1. Neuropteroidea
2.2.2.2..2.2..1. Blattopteriformia	2.2.2.2..4.1..1. Megaloptera
2.2.2.2..2.2..1.1. Notoptera (Grylloblattodea)	2.2.2.2..4.1..2. Raphidioptera
2.2.2.2..2.2..1.2. Dermaptera	2.2.2.2..4.1..3. Planipennia
2.2.2.2..2.2..1.3. Blattopteroidea	2.2.2.2..4.2. Coleoptera
2.2.2.2..2.2..1.3.1. Mantodea	2.2.2.2..4.3. Strepsiptera
2.2.2.2..2.2..1.3.2. Blattodea	2.2.2.2..4.4. Hymenoptera
2.2.2.2..2.2..2. Orthopteroidea	2.2.2.2..4.5. Siphonaptera
2.2.2.2..2.2..2.1. Ensifera	2.2.2.2..4.6. Mecopteroidea
2.2.2.2..2.2..2.2. Caelifera	2.2.2.2..4.6..1. Amphiesmenoptera
2.2.2.2..2.2..2.3. Phasmatodea	2.2.2.2..4.6..1.1. Trichoptera
2.2.2.2..3. Paraneoptera	2.2.2.2..4.6..1.2. Lepidoptera
2.2.2.2..3.1. Zoraptera	2.2.2.2..4.6..2. Antliophora
2.2.2.2..3.2. Acercaria	2.2.2.2..4.6..2.1. Mecoptera
2.2.2.2..3.2..1. Psocodea	2.2.2.2..4.6..2.2. Diptera

putting names in ancestral eidophoronts of P-gene before considered 'orders', that it is the oldest *praenomen* included in that group. Thus, in Figure 6.41, let it be observed that *Chermes*<sub>0</sub> Linnaeus, 1758, is the name of an eidophoront ancestral of a P-genos called by Hennig 'Psyllina' -it happens that *Chermes* Linnaeus, 1758 is the oldest *praenomen* included in 'Psyllina' (and not *Psylla*).

**Observation 6.4.** Hennig's system of classification for phylogenies (let's consider the particular case of the phylogeny of the 'orders' of the 'Class Insecta' such as appearing in Hennig, 1981) (cf. Table 6.4 and Figures 6.36 - 6.38) is not adequate, because, rigorously speaking, it results into a chain and not into an inf-semilattice, as Hennig uses a lexicographic system (1 strictly precedes 1.1, which strictly precedes 1.2, and so forth). If we ignore this, it has the advantage, like our system, of being isomorphic with the phylogeny. As a serious disadvantage, Hennig's system has two drawbacks: it is necessary to create a quantity of new names (or cumbersome numerical systems) for the 'categories' and these names, as seen before, are equivocal -we don't know whether they denote the entire P-genos or the ancestral eidophoront exclusively; in the second place, if they denote the P-gene, the ancestral eidophoronts remain unnamed (and vice-versa) and if they denote both concepts, it is an absurd.

TABLE 6.5. Clasificación de P-Insecta<sup>(38)(73)</sup> *sensu* Hennig, 1981 (Figures 6.39 to 6.41)

1. *Scarabaeus*<sub>0.6</sub><sup>(38)</sup> Linnaeus, 1758  
(*Scarabaeus*<sub>c</sub> Linnaeus, 1758)
- 2(1). *Scarabaeus*<sub>0.5</sub><sup>(35)</sup> Linnaeus, 1758:345 :  
*Podura*<sub>0.2</sub><sup>(3)</sup> Linnaeus 1758:608b
- 3(2). *Podura*<sub>0.1</sub> Linnaeus, 1758 : *Campodea*<sub>0</sub>  
Westwood, 1842
- 4(3). *Podura*<sub>0</sub> Linnaeus, 1758 : *Acerentomon*<sub>0</sub>  
Silvestri, 1907
- 5(2). *Scarabaeus*<sub>0.4</sub><sup>(34)</sup> Linnaeus, 1758 :  
*Machilis*<sub>0</sub> Latreille, 1802
- 6(5). *Scarabaeus*<sub>0.3</sub><sup>(33)</sup> Linnaeus, 1758:345 :  
*Lepisma*<sub>0</sub> Linnaeus, 1758:608a
- 7(6). *Scarabaeus*<sub>0.2</sub><sup>(31)</sup> Linnaeus, 1758:345 :  
*Libellula*<sub>0.1</sub> Linnaeus, 1758:543
- 8(7). *Libellula*<sub>0</sub> Linnaeus, 1758:543 :  
*Ephemera*<sub>0</sub> Linnaeus, 1758:546
- 9(7). *Scarabaeus*<sub>0.1</sub><sup>(11)</sup> Linnaeus, 1758:345 :  
*Perla*<sub>0</sub> Geoffroy, 1762 : *Forficula*<sub>0.3</sub><sup>(8)</sup>  
Linnaeus, 1758:423 : *Cicada*<sub>0.5</sub><sup>(11)</sup>  
Linnaeus, 1758:434
- 10(9). *Forficula*<sub>0.2</sub> Linnaeus, 1758 : *Embia*<sub>0</sub>  
Latreille, 1829
- 11(10). *Forficula*<sub>0.1</sub><sup>(4)</sup> Linnaeus, 1758:423 :  
*Gryllus*<sub>0.1</sub><sup>(3)</sup> Linnaeus, 1758:425a
- 12(11). *Forficula*<sub>0</sub> Linnaeus, 1758:423 :  
*Grylloblatta*<sub>0</sub> Walker, 1914 : *Blatta*<sub>0.1</sub>  
Linnaeus, 1758:424
- 13(12). *Blatta*<sub>0</sub> Linnaeus, 1758:424: *Mantis*<sub>0</sub>  
Linnaeus, 1758:425
- 14(11). *Gryllus*<sub>0</sub> Linnaeus, 1758:425a : *Acrida*<sub>0</sub>  
Linnaeus, 1758:425b : *Phasma*<sub>0</sub>  
Lichtenstein, 1796
- 15(9). *Cicada*<sub>0.4</sub> Linnaeus, 1758 : *Zorotypus*<sub>0</sub>  
Silvestri, 1913
- 16(15). *Cicada*<sub>0.3</sub> Linnaeus, 1758 : *Psocus*<sub>0</sub>  
Fabricius, 1798
- 17(16). *Cicada*<sub>0.2</sub> Linnaeus, 1758:434 : *Thrips*<sub>0</sub>  
Linnaeus, 1758:457
- 18(17). *Cicada*<sub>0.1</sub> Linnaeus, 1758:434 :  
*Notonecta*<sub>0.1</sub> Linnaeus, 1758:439 :  
*Aphis*<sub>0.2</sub> Linnaeus, 1758:451
- 19(18). *Cicada*<sub>0</sub> Linnaeus, 1758 : *Laternaria*<sub>0</sub>  
Linnaeus, 1764
- 20(18). *Notonecta*<sub>0</sub> Linnaeus, 1758 :  
*Peloridium*<sub>0</sub> Breddin, 1897
- 21(18). *Aphis*<sub>0.1</sub> Linnaeus, 1758:451 : *Chermes*<sub>0</sub>  
<sub>1</sub> Linnaeus, 1758:453
- 22(21). *Chermes*<sub>0</sub> Linnaeus, 1758 : *Aleyrodes*<sub>0</sub>  
Latreille, 1796
- 23(21). *Aphis*<sub>0</sub> Linnaeus, 1758:451 : *Coccus*<sub>0</sub>  
Linnaeus, 1758:455
- 24(9). *Scarabaeus*<sub>0</sub> Linnaeus, 1758:345 :  
*Hemerobius*<sub>0.1</sub> Linnaeus, 1758:549 :  
*Xenos*<sub>0</sub> Rossi, 1794 : *Pulex*<sub>0</sub> Linnaeus,  
1758:614 : *Papilio*<sub>0.2</sub> Linnaeus, 1758:458  
: *Cynips*<sub>0</sub> Linnaeus, 1758:553
- 25(24). *Hemerobius*<sub>0</sub> Linnaeus, 1758:549 :  
*Raphidia*<sub>0</sub> Linnaeus, 1758:552 :  
*Corydalus*<sub>0</sub> Latreille, 1802
- 26(24). *Papilio*<sub>0.1</sub> Linnaeus, 1758:458 : *Panorpa*<sub>0</sub>  
<sub>1</sub> Linnaeus, 1758:551
- 27(26). *Papilio*<sub>0</sub> Linnaeus, 1758:458 :  
*Phryganea*<sub>0</sub> Linnaeus, 1758:547
- 28(26). *Panorpa*<sub>0</sub> Linnaeus, 1758:551 : *Oestrus*<sub>0</sub>  
Linnaeus, 1758:584



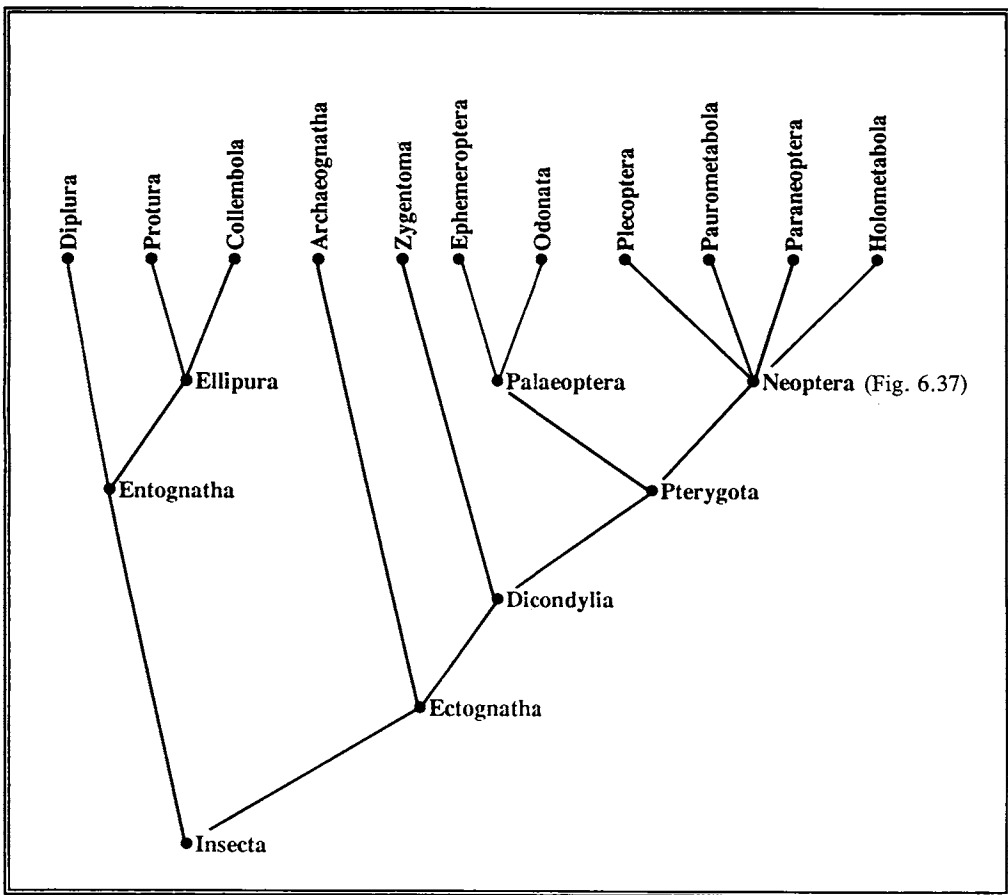


Figure 6.36. Phylogeny of the 'orders' of Insecta (Hennig, 1981) (cont.).

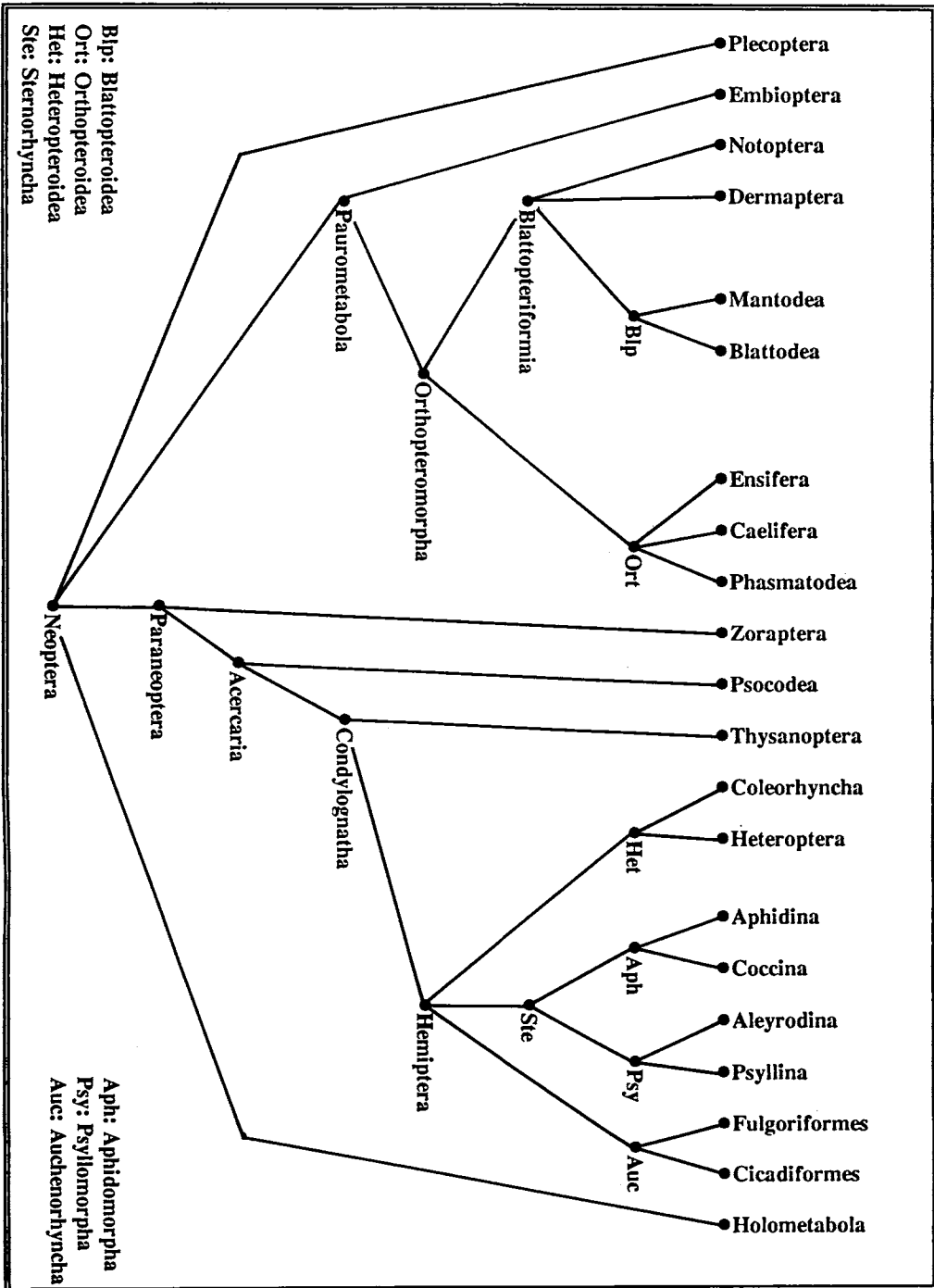


Figure 6.37. Phylogeny of the 'orders' of Insecta (Hennig, 1981) (continuation of Fig. 6.36).

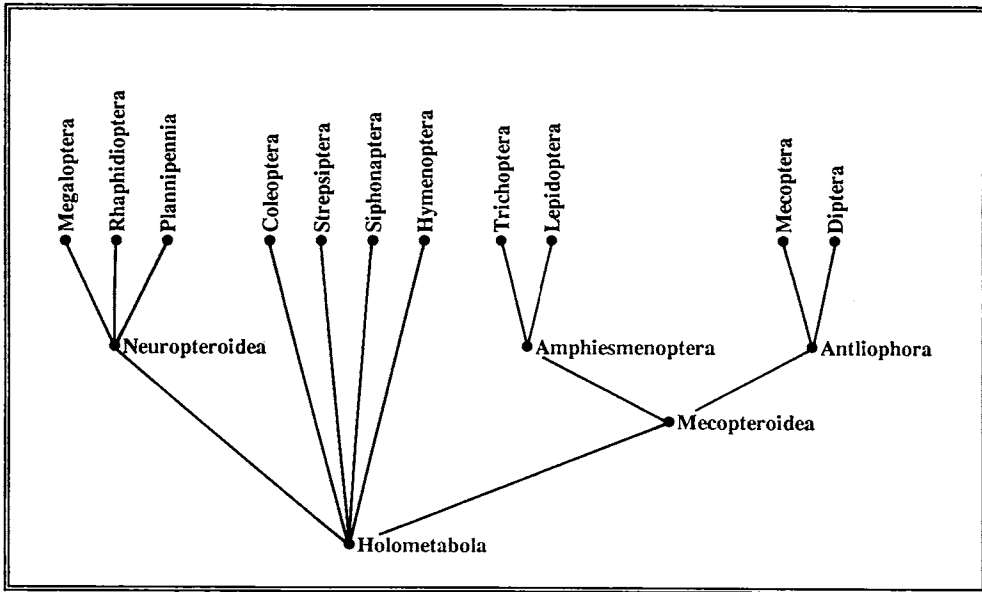


Figure 6.38. Phylogeny of the 'orders' of Insecta (Hennig, 1981) (continuation of Fig. 6.37).

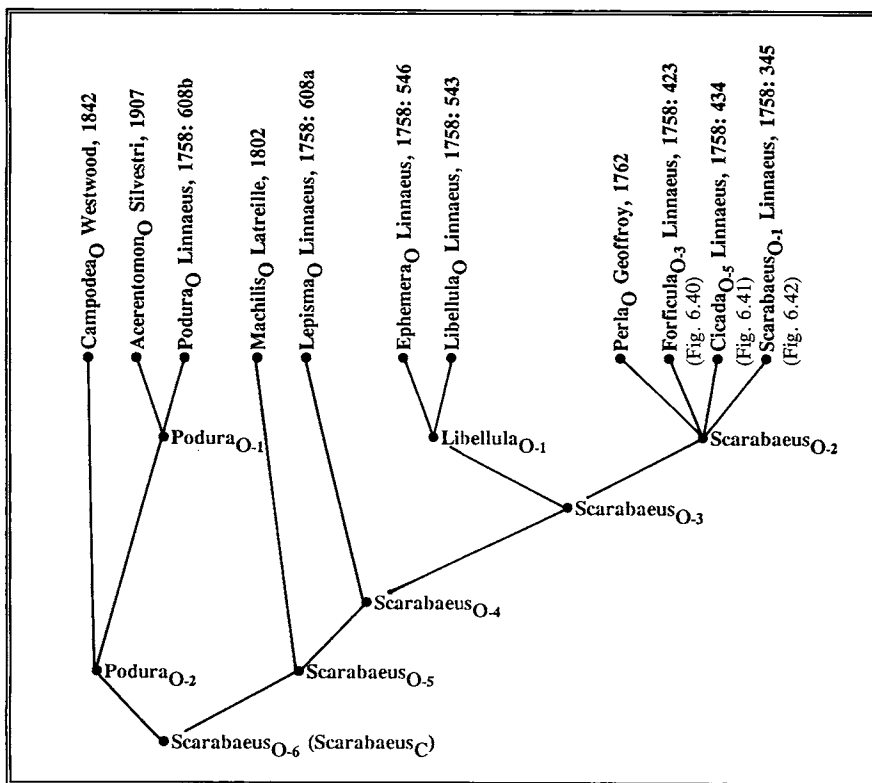


Figure 6.39. Phylogeny of the basal groups of Insecta, using the new system of nomenclature (cont.).

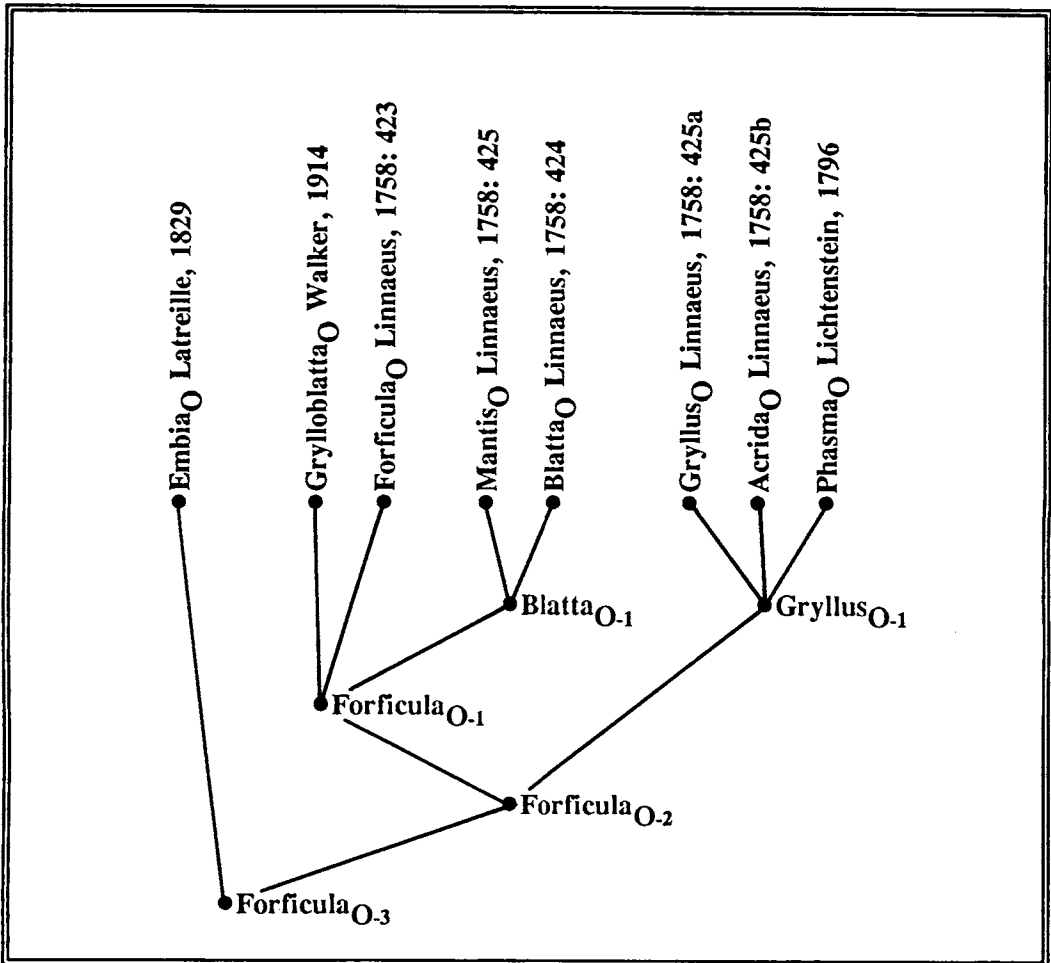


Figure 6.40. Phylogeny of the basal groups of Insecta, using the new system of nomenclature (continuation of Fig. 6.39).

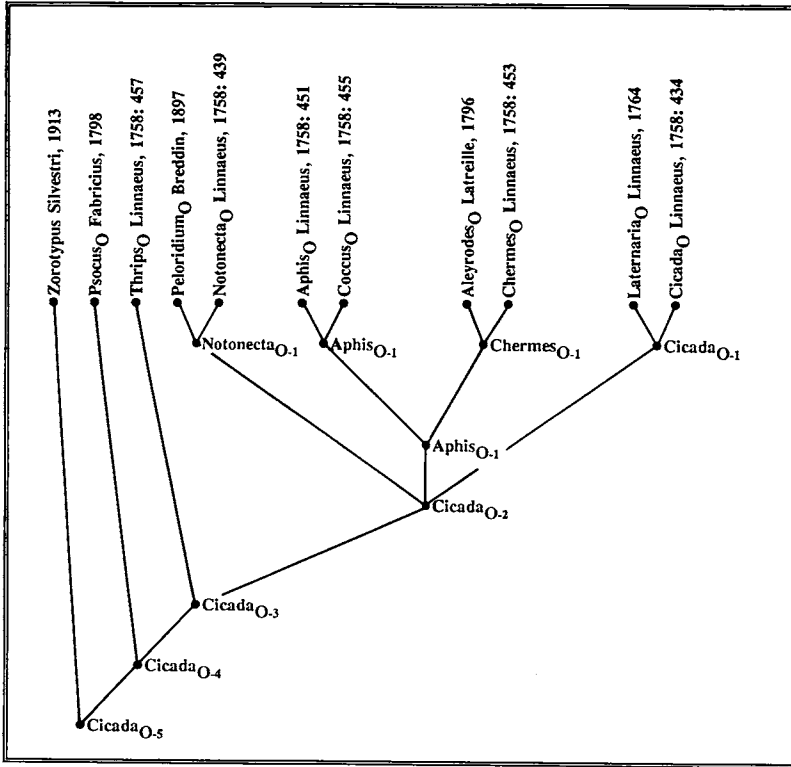


Figure 6.41. Phylogeny of the basal groups of Insecta, using the new system of nomenclature (continuation of Fig. 6.39).

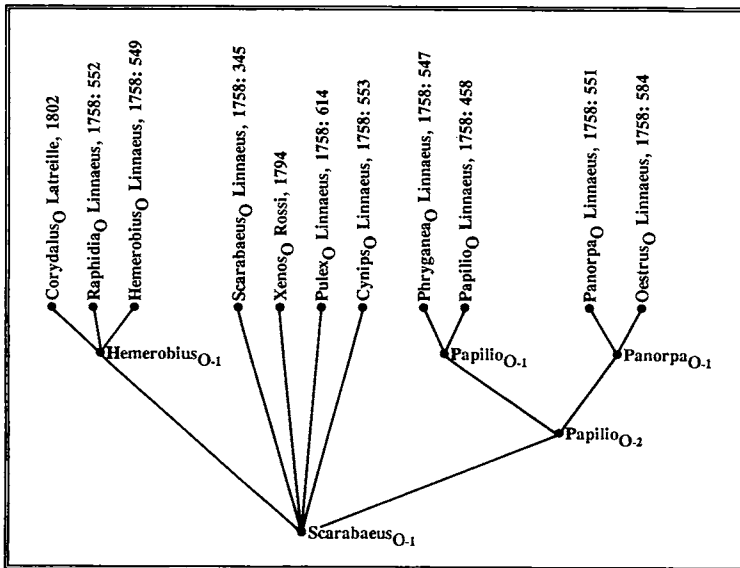


Figure 6.42. Phylogeny of the basal groups of Insecta, using the new system of nomenclature (continuation of Fig. 6.39).

## 7. PHYLOGENIES WITH SPECIES FUSION

Mayr (1979: 429) commented that «The most extreme degree of introgression would be the complete fusion of two species. Such a fusion is, so to speak, the reverse of multiplication of species. (...); occasionally a previously existing reproductive isolation breaks down and two previously distinct sympatric\* [sic] species merge.»

Mayr (1. c.) adverted that the frequency of such a fact is very much in question. The majority of the cases cited in the literature allow different interpretations.

In Figure 7.1 we show the fusion of two species in a schematic way.

This figure -if inverted- gives us an event of cladogenesis, with the formation of two clades\*\*. Species fusion, as noticed by Mayr, is the reverse of species multiplication, but is *also* a phenomenon of cladogenesis, as there is the formation of a new clade, from two or more pre-existing clades, which cease to exist after becoming fused in the new clade. We may therefore introduce two new concepts:

**Definition 7.1.** We call *inf-cladogenesis* the phenomenon of the formation of two (or more)

clades from a single clade previously existent.

Let's suppose a clade  $C_1$ , existing during an interval of time  $T_1$ . If a physical barrier divides it into two, each one of the descendant populations originating from this division,  $C_2$  and  $C_3$ , in  $T_2$ , if they remain sexually isolated, will originate a new clade.  $C_1$  is related to  $C_2$  and  $C_3$  by tocogenetic relations, and as it precedes  $C_2$  and  $C_3$  in time, those three sets (of individuals) form an inf-semilattice; for this reason this process of cladogenesis will be called inf-cladogenesis (Figure 7.2).

**Defintion 7.2.** We call *sup-cladogenesis* the phenomenon of formation of a clade from two or more clades previously existent.

As mentioned by Mayr, in order that a sup-cladogenesis may exist, it is necessary that two or more clades which were in allopatry become fused. Here we have the reverse of the process of inf-cladogenesis; therefore, set-theoretically speaking, we have a sup-semilattice (Figure 7.3).

**Definition 7.3.** *Species-fusion* or *sup-cladogenesis* refers exclusively to those phenomena where the resulting clade is restricted to only one geographical area, that is, if the newly formed clade does not occupy two or more disjunct areas.

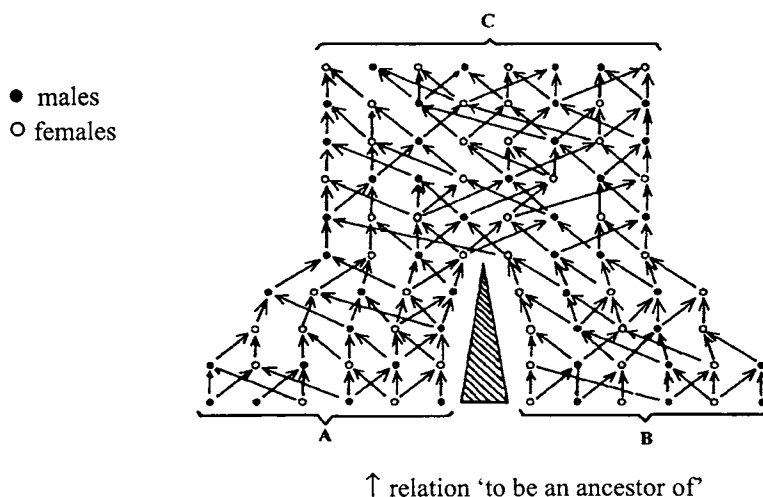


Figure 7.1. Fusion of two species; adapted (from Hennig, 1968: 26, fig. 4).

\* For comments on the incorrectness of expressions such as 'sympatric', 'allopatric', etc., see Papavero, Llorente & Abe, 1994.

\*\* For a more complete treatment of the concepts of 'clade' and 'cladogenesis' consult Papavero, Abe & Llorente-Bousquets, 1993a, 1993b.

This remark is important to establish an operational distinction between the concepts of sup-cladogenesis and hybridization; in the latter case, a certain species, formed from two or more species, occupies two or more disjunct geographical areas, as it is formed by *polygenism* (cf. ch. 8).

Now a sup-cladogenesis may assume two distinct forms; in order to facilitate the discussion, let's consider only the case of two preceding species:

- 1) Two morphospecies become fused, disappear and originate a new clade (for instance, as in Figures 7.16 and 7.17)
- 2) Two morphospecies become fused and originate a new clade, but the 'preceding' morphospecies *apparently* remain, contemporaneously with the new clade; that is, the new clade was formed from the fusion of *segments* or *parts* of the two 'parental' morphospecies.

Mayr commented (1968: 443) that it is less probable the origin of a new species by the fusion of segments of two parental species together with the persistence of those parental species. Such a process has been postulated in a number of cases, but those who propose it forget that they have to explain the two problems that always occur in speciation, namely, the acquisition of ecological compatibility and reproductive isolation. If the two parental species are so little isolated reproductively that they produce hybrids, their reproductive isolation with the resulting hybrids will be still lesser. The problem is, therefore, to segregate such a population of hybrids and to maintain them segregated until they acquire reproductive isolation. *No mechanism is known that may effectuate this but geographical isolation.*

Let's take a hypothetical example to see how a process of type 2) (see above) could occur. Let's initially consider two distinct morphospecies,  $S_1$  and  $S_2$ , which are allopatrid, separated by a physical barrier BI (Figure 7.4).

Let's suppose next that  $S_1$  undergoes an inf-cladogenesis, due to a barrier BII and that the same happens -contemporarily or not- with  $S_2$ , in this case due to a barrier BIII. Four clades would

ensue, geographically isolated (Figure 7.5).

The morphospecies  $S_1$  and  $S_2$  became extinct when they generated, respectively, the clades  $C_1$ - $C_2$  and  $C_3$ - $C_4$  (phylogenetic extinction of  $S_1$  and  $S_2$ ). But, *morphologically* speaking,  $C_1$ ,  $C_2$  and  $S_1$  are identical, and the same occurs with  $C_3$ ,  $C_4$  and  $S_2$ . According to the essentialist traditional taxonomy, there are only *two* species (morphospecies). Biologically and historically, however, we have the phylogenetic extinction of  $S_1$  and  $S_2$  and the appearance of four geographically isolated clades, and, consequently, reproductively isolated clades.

During a third episode, let's suppose that clades  $C_2$  and  $C_3$  dispersed and became fused, generating a new clade  $C_5$ . This was due, let's say, to the disappearance of the 'northern' part of barrier BI. We finally have the following aspect of the entire evolutionary process (Figure 7.6):

In the instant of time  $T_1$  we have three distinct morphospecies coexisting:  $C_1$ ,  $C_3$  and  $C_4$ ; in the instant of time  $T_2$  there existed four clades ( $C_1$ ,  $C_2$ ,  $C_3$ ,  $C_4$ ), but only two morphologically distinct sets ( $C_1 = C_2$  and  $C_3 = C_4$ ), as they would be confounded from the essentialist taxonomy's point of view with the morphospecies  $S_1$  and  $S_2$ , which existed in the instant of time  $T_1$ . Let's insist that  $S_1$  and  $S_2$  became extinct phylogenetically after suffering inf-cladogenesis;  $C_2$  and  $C_3$  became phylogenetically extinct during the process of sup-cladogenesis.

The subset with two elements  $\{C_2, C_3\}$  is totally ordered; it forms a chain with two eidophoronts. Let's represent this chain by  $C_2 < C_3$ ;  $C_2 < C_3$  is the sister-group of  $C_1$ . Similarly,  $C_3 < C_4$  is the sister-group of  $C_1$ .

Once this said, let's see how we proceed to put names in all those clades, using the new system of nomenclature. To do that, let's employ some real data.

Mayr (1968: 443) declared that

"Patterson and Stone (1952) postulate a hybrid origin for *Drosophila americana*, because it united orderings of genes from *D. novamexicana* and *D.*

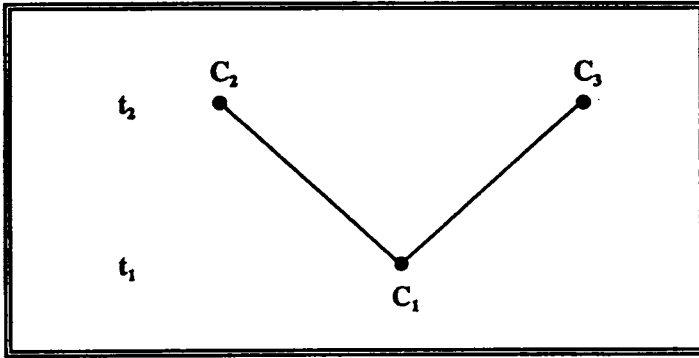


Figure 7.2. An event of inf-cladogenesis.

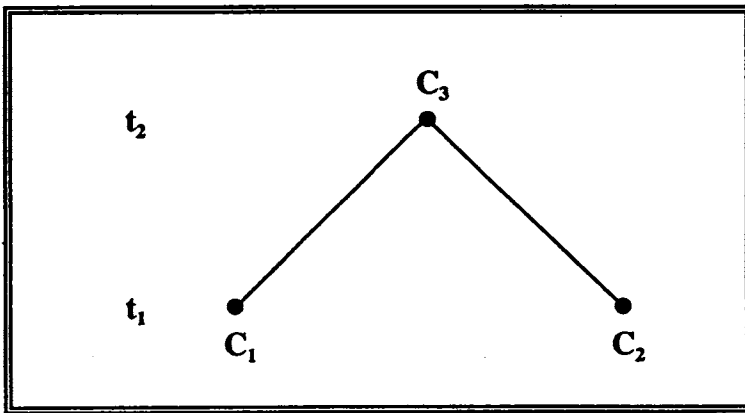


Figure 7.3. An event of sup-cladogenesis, compare with Fig. 7.1

*texana*. But the essential chromossomic resemblance of the western populations of *D. americana* with *D. novamexicana* and of the eastern ones of *D. americana* with *D. texana* suggest a different interpretation (Mayr, 1957, fig. XV-2; our Figure 7.7)".

We may speculate that the history shown in Figure 7.6 has occurred with this group of drosophilas, and that  $C_1$  corresponds to *Drosophila novamexicana* Patterson, 1941,  $C_3$  to *Drosophila americana* Patterson, 1938, and  $C_4$  to *Drosophila texana* Spencer, 1940. Let's see the conventions which must be employed to put names in all the clades preceding those species.

Let be the diagram of Figure 7.8.

We begin with the terminal species with the

greater number of ancestors; in our case, *D. americana* Patterson, 1938. As this species was formed from two other, by sup-cladogenesis, it is necessary that we indicate, through appropriate names, that  $C_2$  and  $C_3$  are included in *D. americana*; we do this in the following manner: the autapomastic of  $C_2$  will be *D. americana*<sub>.λ</sub> Patterson, 1938 -the symbol 'λ' (lambda) indicating that this nominal species is included in *D. americana* and that it is placed, in the diagram, to the left (Greek λαιός, α, ον, left, placed to the left of) of the species in which it is included, relative to the reader. The autapomastic for  $C_3$  will be *D. americana*<sub>.δ</sub> Patterson, 1938 -the symbol 'δ' (delta) indicating that this nominal species is placed below and to the right (Greek δεξιός, α, ον, right, to the right of) the species in which it is included in the diagram.



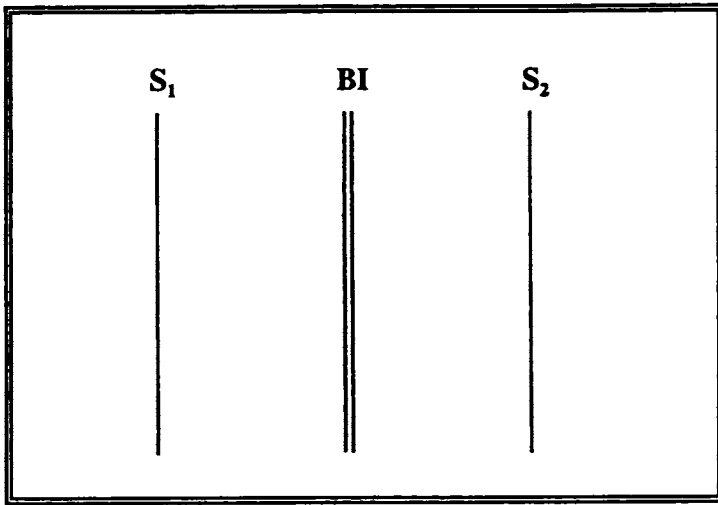


Figure 7.4. Two allopatrid species,  $S_1$  and  $S_2$ , separated by the physical barrier  $BI$  (schematic).

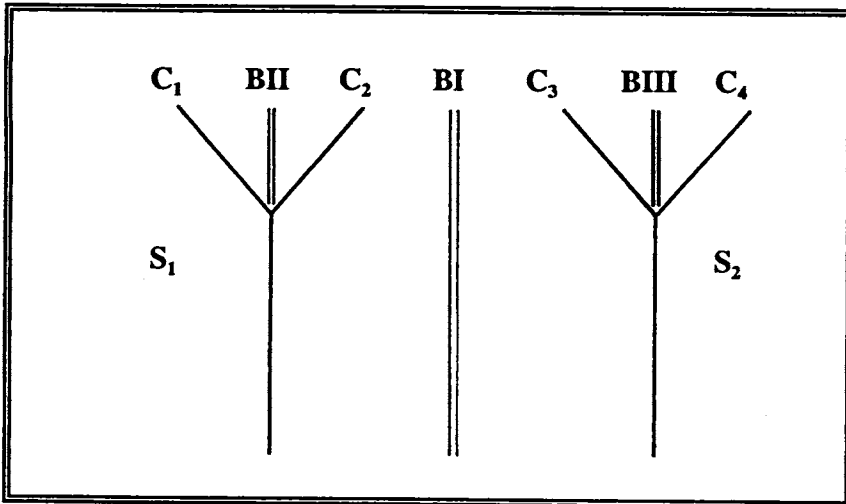


Figure 7.5. Scheme representing inf-cladogenesis of  $S_1$  (caused by barrier  $BII$ ) and inf-cladogenesis of  $S_2$  (caused by barrier  $BIII$ ).

$D. americana_{.1\lambda} < D. americana$  Patterson, 1938 is the sister-group of  $D. novamexicana$  Patterson, 1941. As the eidophoront  $D. americana_{.1\lambda}$  has priority over  $D. novamexicana$  Patterson, 1941, the synapomastic of these species will be  $D. americana_{.2\lambda}$  Patterson, 1938, and, consequently, the autapomastic of  $S_1$ .

$D. americana_{.1\delta} < D. americana$  Patterson, 1938 is the sister-group of  $D. texana$  Spencer, 1940. As the eidophoront's name  $D. americana_{.1\delta}$  Patterson, 1938 has priority over  $D. texana$  Spencer, 1940, the synapomastic of both species will be  $D. americana_{.2\delta}$  Patterson, 1938, and, consequently, the autapomastic of  $S_2$ .

That way we now obtain the scheme of Figure 7.9.

By convention, when we have two species with the same name, with distinct numerical indexes or not, one of them affected by a  $\lambda$  and the other by a  $\delta$ , which are sister-species, the name with a  $\delta$  has priority, notwithstanding the negative numeral that it has. This will be illustrated in the exercises at the end of this chapter.

Before proceeding, let's examine another

advantage of the new nomenclatural system proposed. With this method we can now talk about the past biogeographical history of a group much more clearly, as we may refer ourselves to ancestral eidophoronts by their names. Let's suppose that the history of these three species of *Drosophila* before mentioned has really been as shown in the diagram of Figure 7.9. We may discuss the biogeographical history with more commodity, as illustrated in Figures 7.10-7.13.

In order to illustrate how our method operates, let's consider the hypothetical example of Figure 7.14, which includes those three recent species of *Drosophila*. The classification of this (hypothetical) monophyletic group will be thus expressed:

- 1) *Drosophila americana\_{.6\delta}* Patterson, 1938
- 2)  $D. americana_{.5\delta}$  Patterson, 1938 : *D. a-ana* P., 1945
- 3)  $D. americana_{.4\delta}$  Patterson, 1938 :  $D. americana_{.2\lambda}$  Patterson, 1938
- 4)  $D. americana_{.1\lambda} < D. americana$  Patterson, 1938: *D. novamexicana* Patterson, 1941
- 5)  $D. americana_{.3\delta}$  Patterson, 1938 : *D. c-ana* S., 1942
- 6)  $D. americana_{.2\delta}$  Patterson, 1938 : *D. d-ana\_{.1}* P., 1944

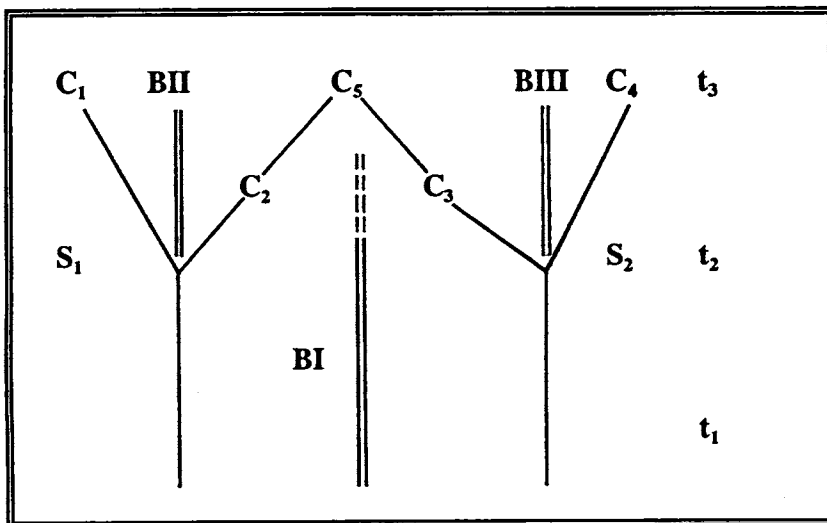
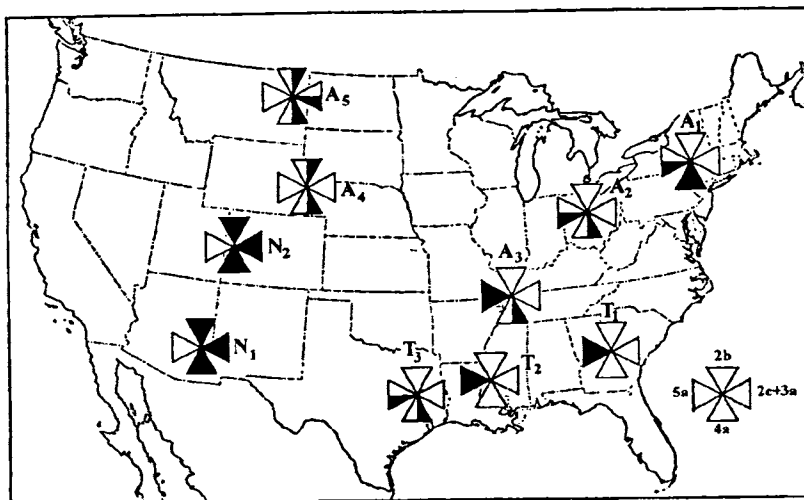


Figure 7.6. Scheme representing sup-cladogenesis of  $C_2$  and  $C_3$ , forming the new clade  $C_5$ .



**Figure 7.7.** Distribution of some gene arrangements in *Drosophila americana* (A -A), *D. texana* (T -T), and *D. novamexicana* (N -N). Presence of the inversions 2b, 2c + 3a, 4a, and 5a are indicated by black, absence by white arms of the crosses (key on the right).<sup>2</sup>A half-filled arm indicates polymorphism. The western populations of *americana* (A<sub>1</sub>, A<sub>2</sub>, A<sub>3</sub>) have the gene arrangements of *novamexicana*, the eastern populations (A<sub>1</sub>, A<sub>2</sub>, A<sub>3</sub>) those of *texana*. (From Mayr, 1957; 1979: Fig. XV-2).

- 7) *D. americana*<sub>-16</sub> < *D. americana* Patterson, 1938:  
*D. texana* Spencer, 1940
- 8) *D. d-ana* P., 1944 : *D. e-ana* S., 1949

To prove that the onomastic sets obtained by our system result into an inf-semilattice such as that of Figure 7.14, we invite the reader to do a set-theoretical exercise with them. Here they are:

- E<sub>1</sub> = {americana<sub>66</sub>}
- E<sub>2</sub> = {americana<sub>66</sub>, a-ana}
- E<sub>3</sub> = {americana<sub>66</sub>, americana<sub>58</sub>}
- E<sub>4</sub> = {americana<sub>66</sub>, americana<sub>58</sub>, americana<sub>24</sub>}
- E<sub>5</sub> = {americana<sub>66</sub>, americana<sub>58</sub>, americana<sub>48</sub>}
- E<sub>6</sub> = {americana<sub>66</sub>, americana<sub>58</sub>, americana<sub>24</sub>,  
novamexicana}
- E<sub>7</sub> = {americana<sub>64</sub>, americana<sub>50</sub>, americana<sub>21</sub>,  
americana<sub>11</sub>}
- E<sub>8</sub> = {americana<sub>66</sub>, americana<sub>58</sub>, americana<sub>46</sub>,  
c-ana}
- E<sub>9</sub> = {americana<sub>66</sub>, americana<sub>58</sub>, americana<sub>48</sub>,  
americana<sub>38</sub>}
- E<sub>10</sub> = {americana<sub>66</sub>, americana<sub>58</sub>, americana<sub>48</sub>,  
americana<sub>38</sub>, d-ana<sub>-1</sub>}
- E<sub>11</sub> = {americana<sub>66</sub>, americana<sub>58</sub>, americana<sub>48</sub>,  
americana<sub>38</sub>, americana<sub>25</sub>}

- E<sub>12</sub> = {americana<sub>66</sub>, americana<sub>58</sub>, americana<sub>48</sub>,  
americana<sub>38</sub>, d-ana<sub>-1</sub>, e-ana}
- E<sub>13</sub> = {americana<sub>66</sub>, americana<sub>58</sub>, americana<sub>48</sub>,  
americana<sub>38</sub>, d-ana<sub>-1</sub>, d-ana}
- E<sub>14</sub> = {americana<sub>66</sub>, americana<sub>58</sub>, americana<sub>48</sub>,  
americana<sub>38</sub>, americana<sub>38</sub>, texana}
- E<sub>15</sub> = {americana<sub>66</sub>, americana<sub>58</sub>, americana<sub>48</sub>,  
americana<sub>38</sub>, americana<sub>38</sub>, americana<sub>16</sub>}
- E<sub>16</sub> = {americana<sub>68</sub>, americana<sub>58</sub>, americana<sub>24</sub>,  
americana<sub>11</sub>, americana<sub>48</sub>, americana<sub>38</sub>,  
americana<sub>28</sub>, americana<sub>18</sub>, americana}

In the sequence we present some exercises which the reader may do. The answers are presented in the end of this chapter.

**Exercise 7.1.** Let be the cladogram of Figure 7.15. Draw, step by step, the process of putting names in the ancestral species.

**Exercise 7.2.** Let be the cladogram of Figure 7.15. Give the classification of this monophyletic group.

**Exercise 7.3.** Given the classification of the monophyletic group of Exercise 7.2, draw, step by

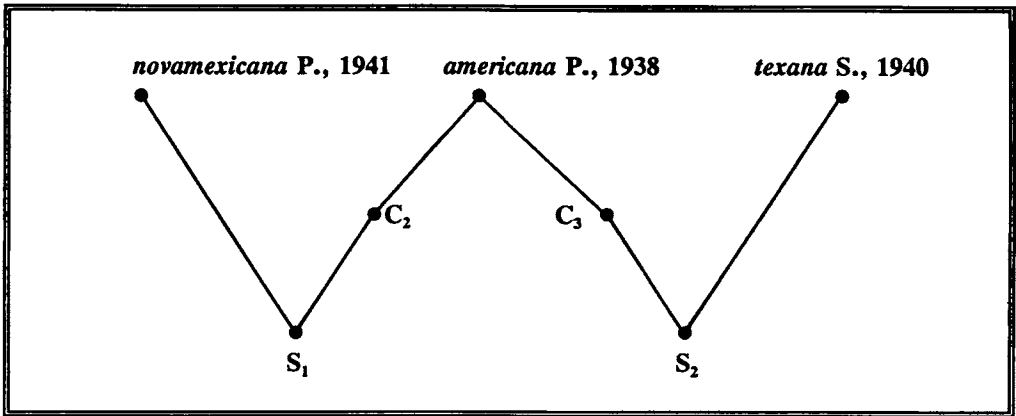


Figure 7.8. Speculative history of the formation of the three species of *Drosophila*. Ancestors still unnamed.

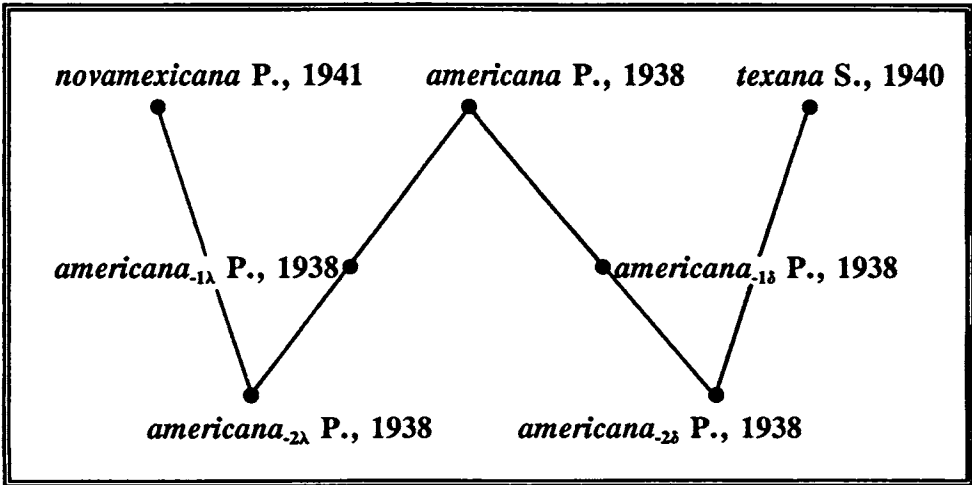


Figure 7.9. Speculative history of the formation of the three species of *Drosophila*, with ancestors named with the new system of nomenclature.

step, the process of retrieval of the corresponding cladogram.

**Exercise 7.4.** Transform into onomastic sets all the species of the cladogram of Figure 7.15.

**Exercise 7.5.** Given the cladogram of Figure 7.16, name the unnamed ancestors. Notice that the species *M. n-us* R., 1933, has no priority over its ancestor species *M. l-us* J., 1920 and *M. n-us* K., 1930, which are supposedly known as ancestors. The convention used will be seen in the answer.

**Exercise 7.6.** Give the classification of the monophyletic group of Figure 7.16.

**Exercise 7.7.** Transform into onomastic sets each one of the species of the cladogram of Figure 7.16.

**Exercise 7.8.** Given the cladogram of Figure 7.17, name the unnamed ancestors.

**Exercise 7.9.** Transform into onomastic sets each one of the species of the cladogram of Figure 7.17.

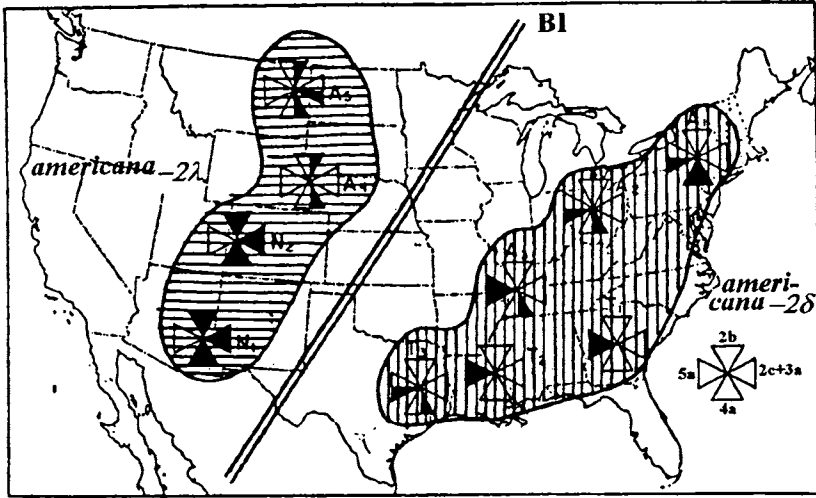


Figure 7.10. Speculative history of the evolution of a group of *Drosophila* species. Two species, *D. americana*<sub>-2λ</sub> and *D. americana*<sub>-2δ</sub> were in allopatry, in a time period T<sub>1</sub>, separated by a physical barrier (BI).

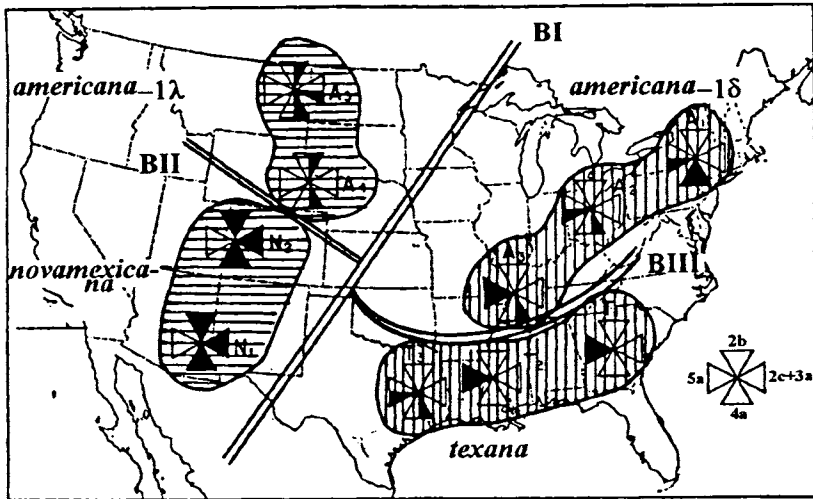


Figure 7.11. Speculative history of the evolution of a group of *Drosophila* species. *D. americana*<sub>-2δ</sub> suffered inf-cladogenesis, due to the appearance of a barrier (BII), originating *D. americana*<sub>-1λ</sub> and *D. novamexicana*. *D. americana*<sub>-2δ</sub> also suffered inf-cladogenesis (Barrier BIII), originating *D. americana*<sub>-1δ</sub> and *D. texana*.

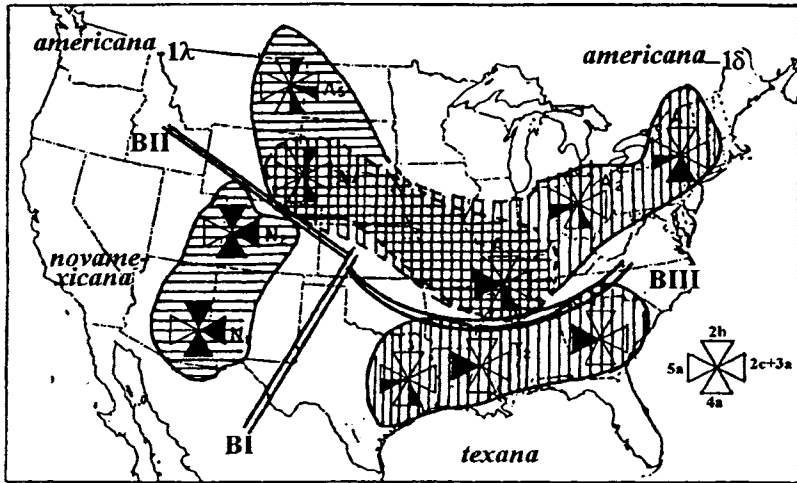


Figure 7.12. Speculative history of the evolution of a group of *Drosophila* species. *D. americana*<sub>1a</sub> and *D. americana*<sub>1b</sub> dispersed, entering in sympatry, due to the disappearance of the northern tract of Barrier BI.

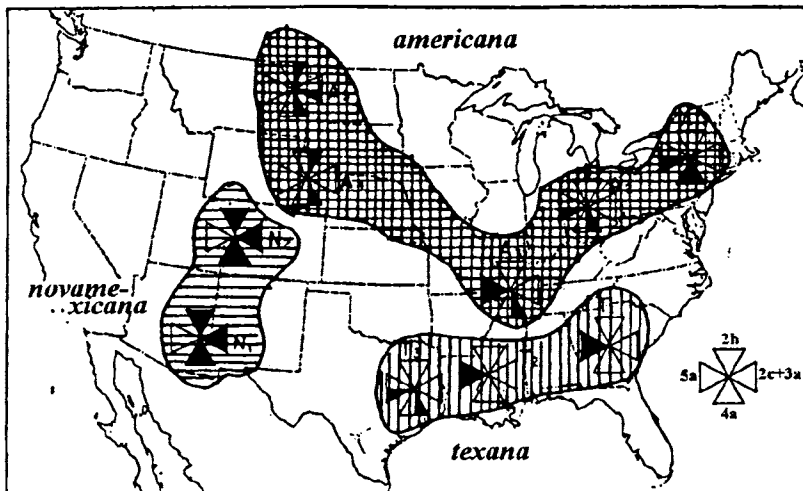


Figure 7.13. Speculative history of the evolution of a group of *Drosophila* species. Complete fusion (sup-cladogenesis) of *D. americana*<sub>1a</sub> and *D. americana*<sub>1b</sub> forming the present species *D. americana*.

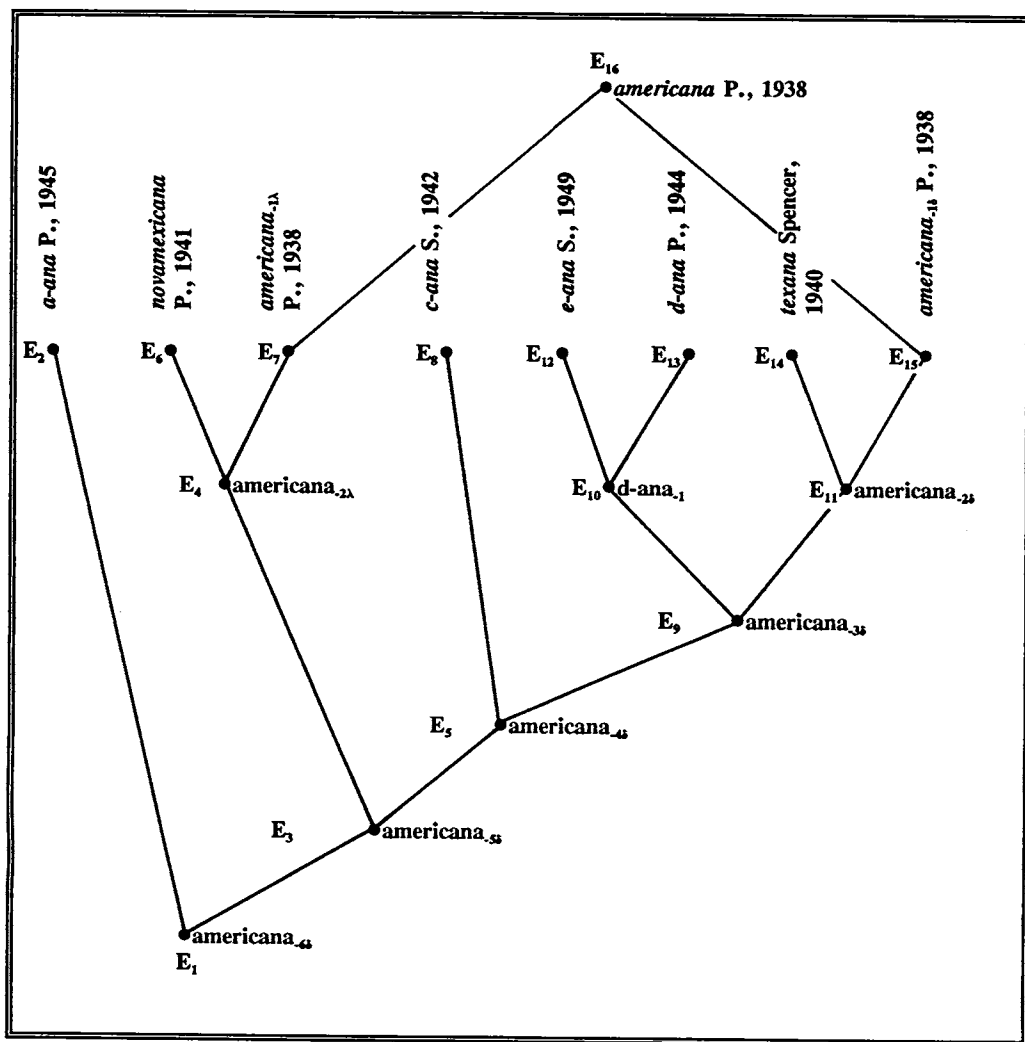


Figure 7.14. Hypothetical phylogeny of a group of *Drosophila* species, illustrating the conventions of the new system of nomenclature regarding species fusion.

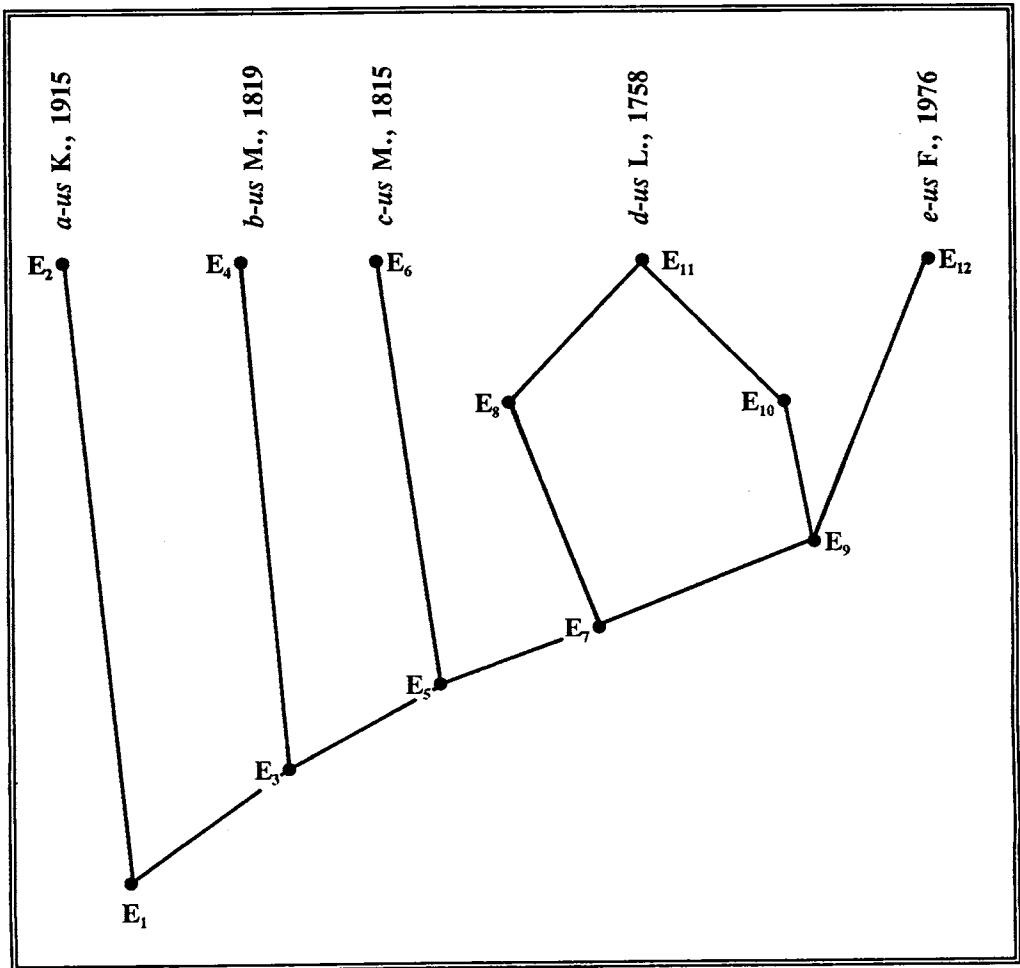


Figure. 7.15



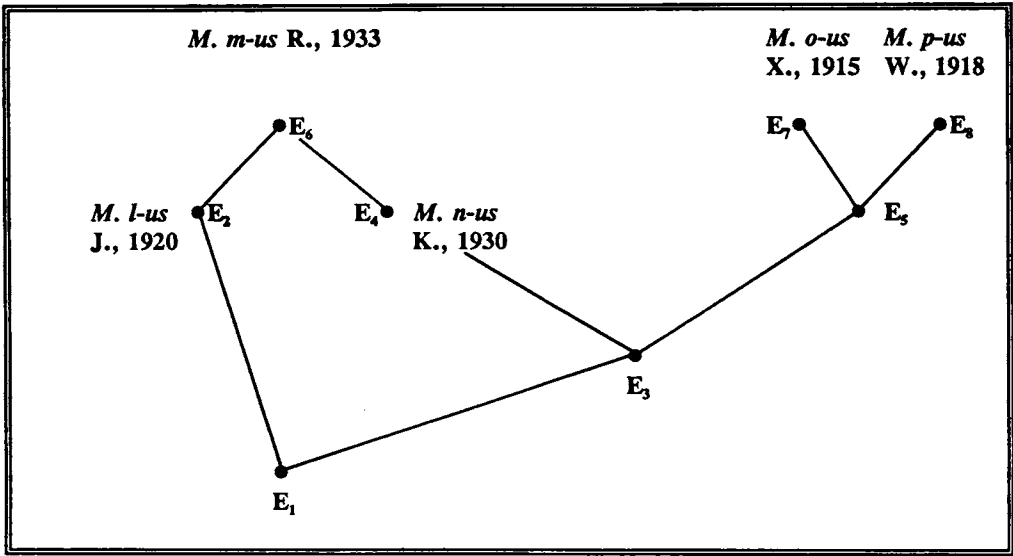


Figure. 7.16

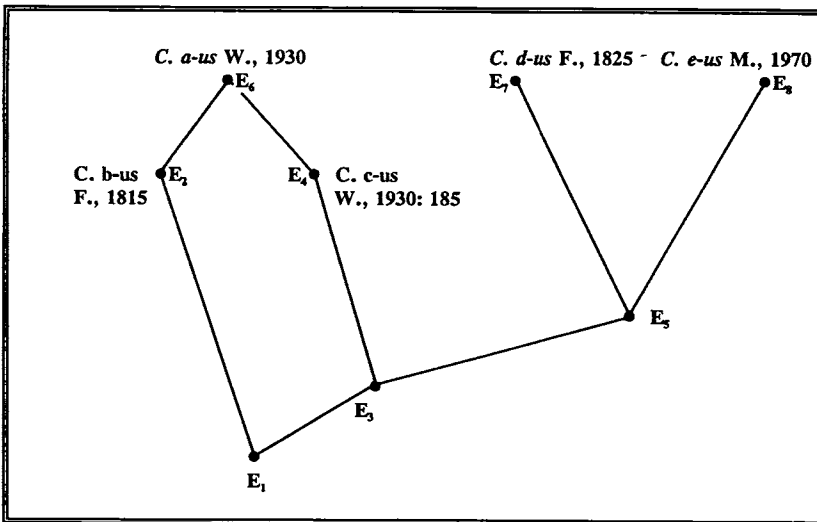


Figure 7.17

ANSWERS TO THE EXERCISES

Exercise 7.1. See Figures 7.18-7.24

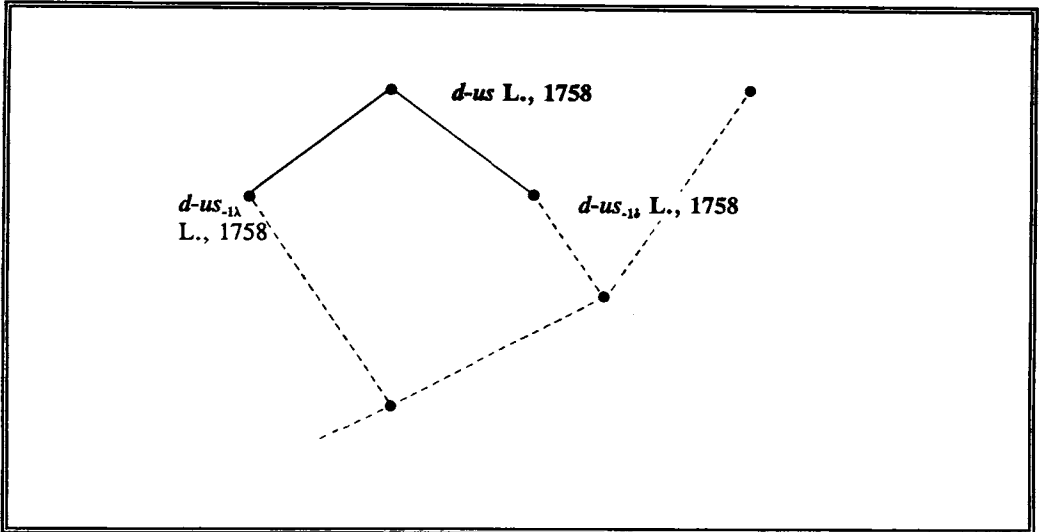


Figure. 7.18

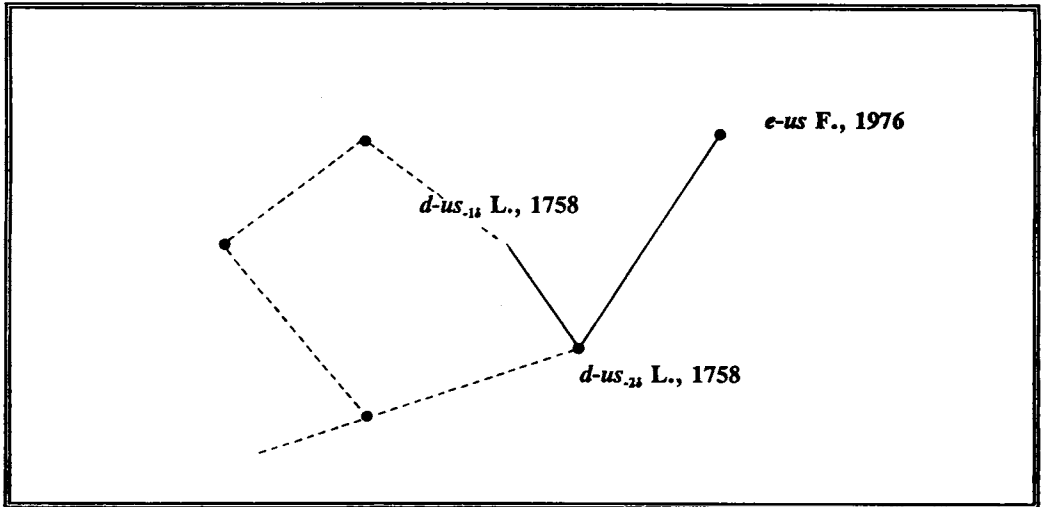


Figure. 7.19

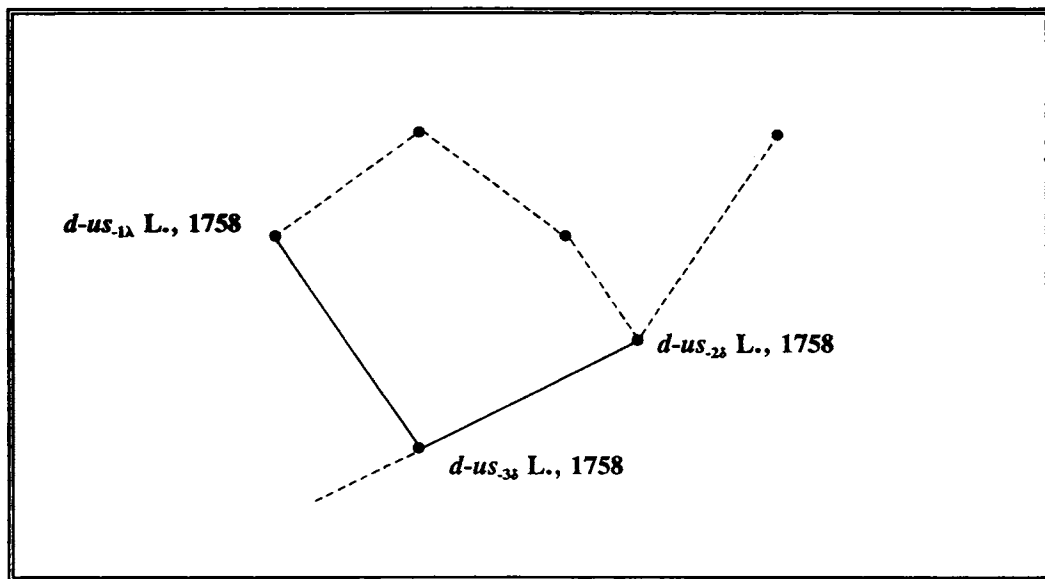


Figure 7.20

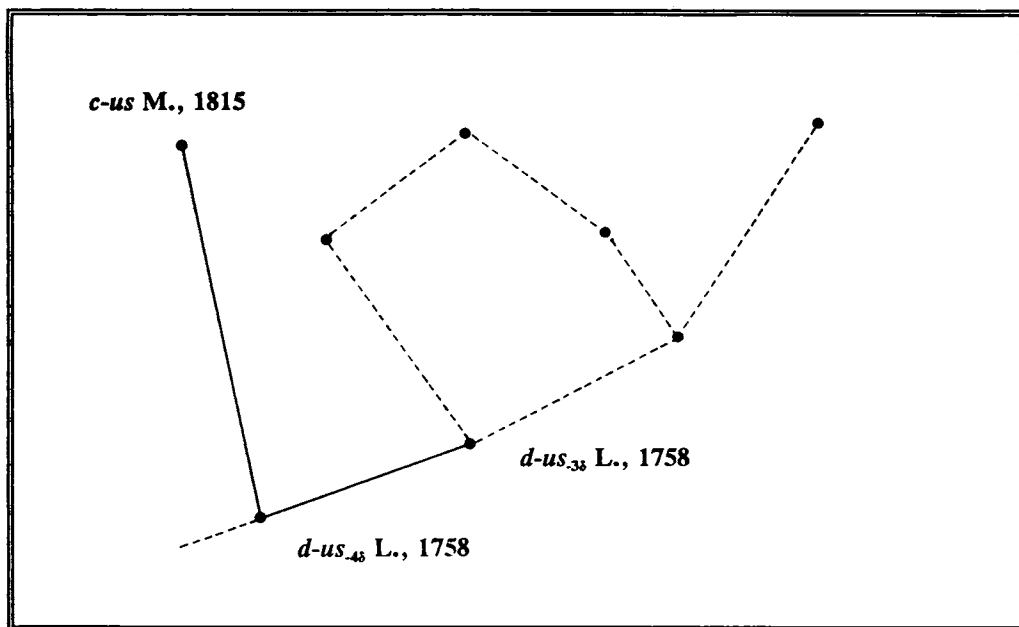


Figure 7.21

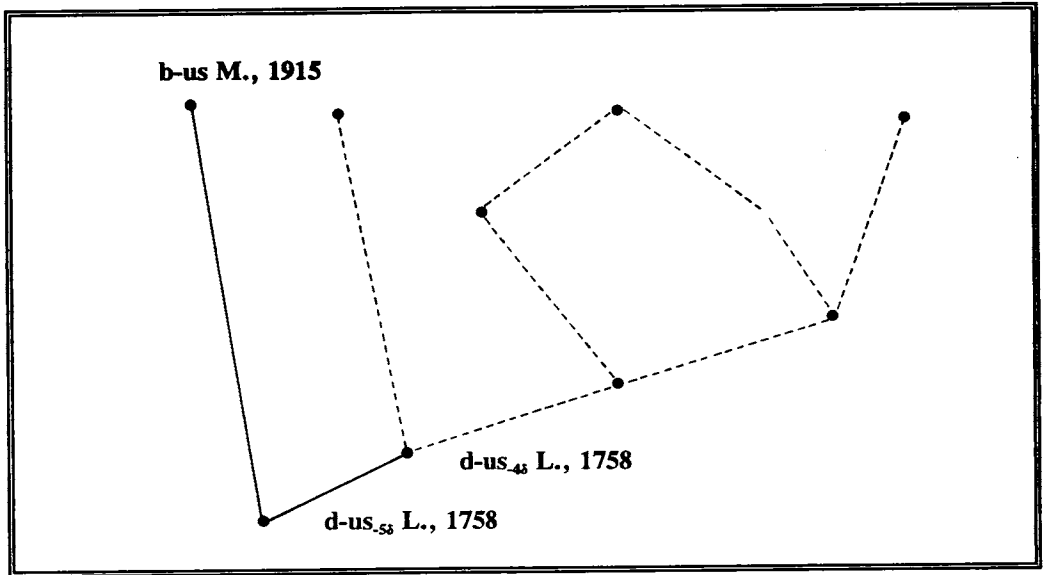


Figure 7.22

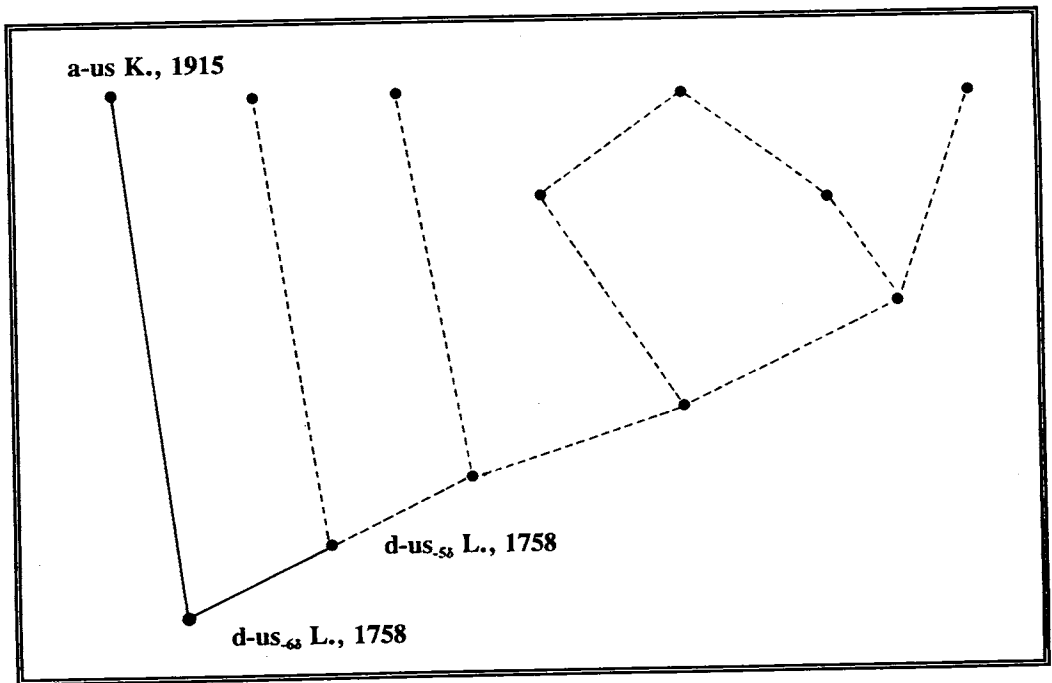


Figure 7.23

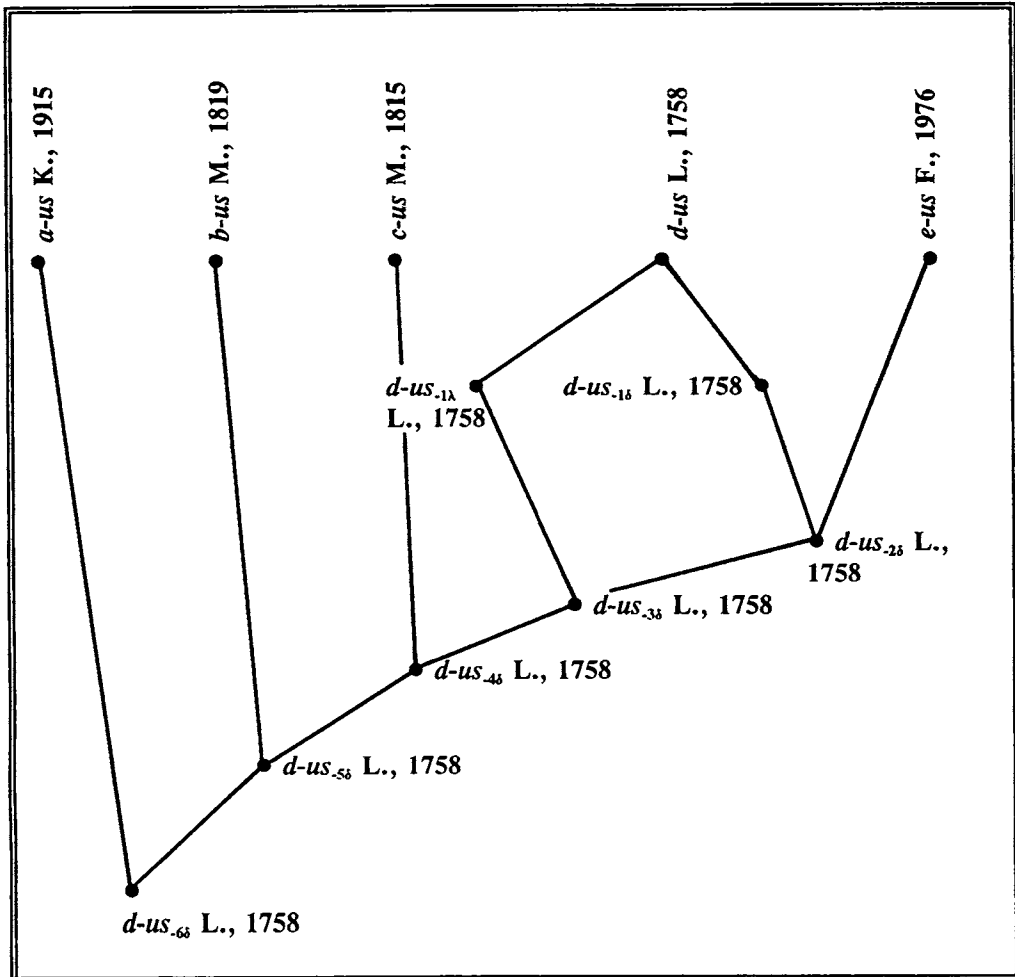


Figure 7.24

**Exercise 7.2:**

- 1)  $d-us_{.68} L., 1758$
- 2)  $d-us_{.58} L., 1758$ :  $a-us K., 1915$
- 3)  $d-us_{.48} L., 1758$ :  $b-us M., 1819$
- 4)  $d-us_{.38} L., 1758$ :  $c-us M., 1815$
- 5)  $d-us_{.28} L., 1758$ :  $d-us_{.18} < d-us L., 1758$
- 6)  $d-us_{.18} < d-us L., 1758$  :  $e-us F., 1976$

**Exercise 7.3.** See Figures 7.25-7.27.

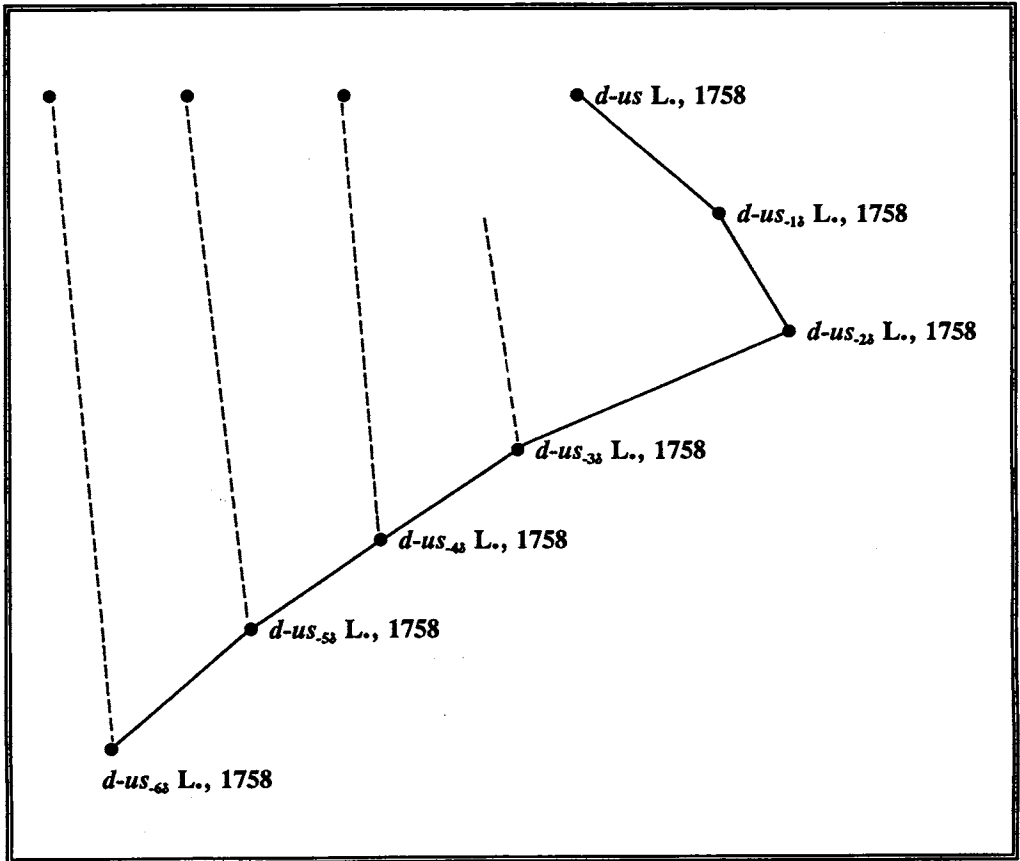


Figure 7.25 1) *d-us*.<sub>63</sub> L., 1758

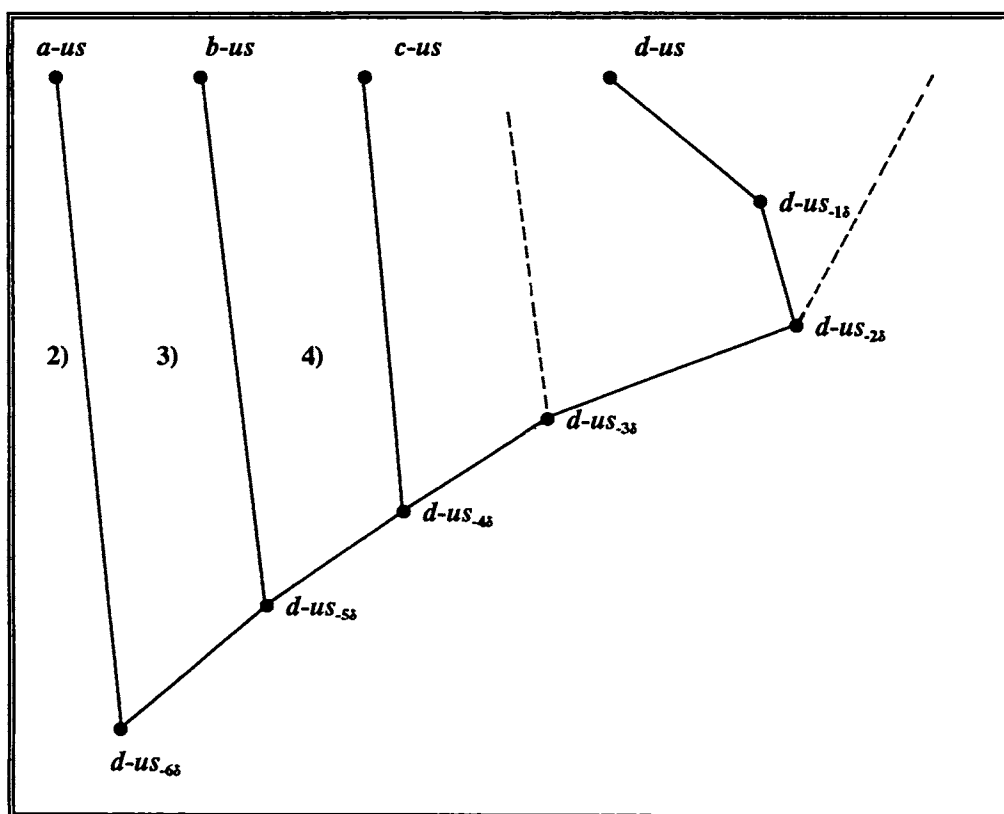


Figure 7.26 2)  $d-us_{.38}$  L., 1758 :  $a-us$  K., 1915  
 3)  $d-us_{.48}$  L., 1758 :  $b-us$  M., 1819  
 4)  $d-us_{.38}$  L., 1758 :  $c-us$  M., 1815

**Exercise 7.4:**

- $E_1 = \{d-us_{.68}\}$
- $E_2 = \{d-us_{.68}, a-us\}$
- $E_3 = \{d-us_{.68}, d-us_{.58}\}$
- $E_4 = \{d-us_{.68}, d-us_{.58}, b-us\}$
- $E_5 = \{d-us_{.68}, d-us_{.58}, d-us_{.48}\}$
- $E_6 = \{d-us_{.68}, d-us_{.58}, d-us_{.48}, c-us\}$
- $E_7 = \{d-us_{.68}, d-us_{.58}, d-us_{.48}, d-us_{.38}\}$
- $E_8 = \{d-us_{.68}, d-us_{.58}, d-us_{.48}, d-us_{.38}, d-us_{.28}\}$
- $E_9 = \{d-us_{.68}, d-us_{.58}, d-us_{.48}, d-us_{.38}, d-us_{.18}\}$
- $E_{10} = \{d-us_{.68}, d-us_{.58}, d-us_{.48}, d-us_{.38}, d-us_{.28}, d-us_{.18}\}$
- $E_{11} = \{d-us_{.68}, d-us_{.58}, d-us_{.48}, d-us_{.38}, d-us_{.18}, d-us, d-us_{.16}, d-us_{.26}\}$
- $E_{12} = \{d-us_{.68}, d-us_{.58}, d-us_{.48}, d-us_{.38}, d-us_{.26}, e-us\}$

**Exercise 7.5.** See Figure 7.28

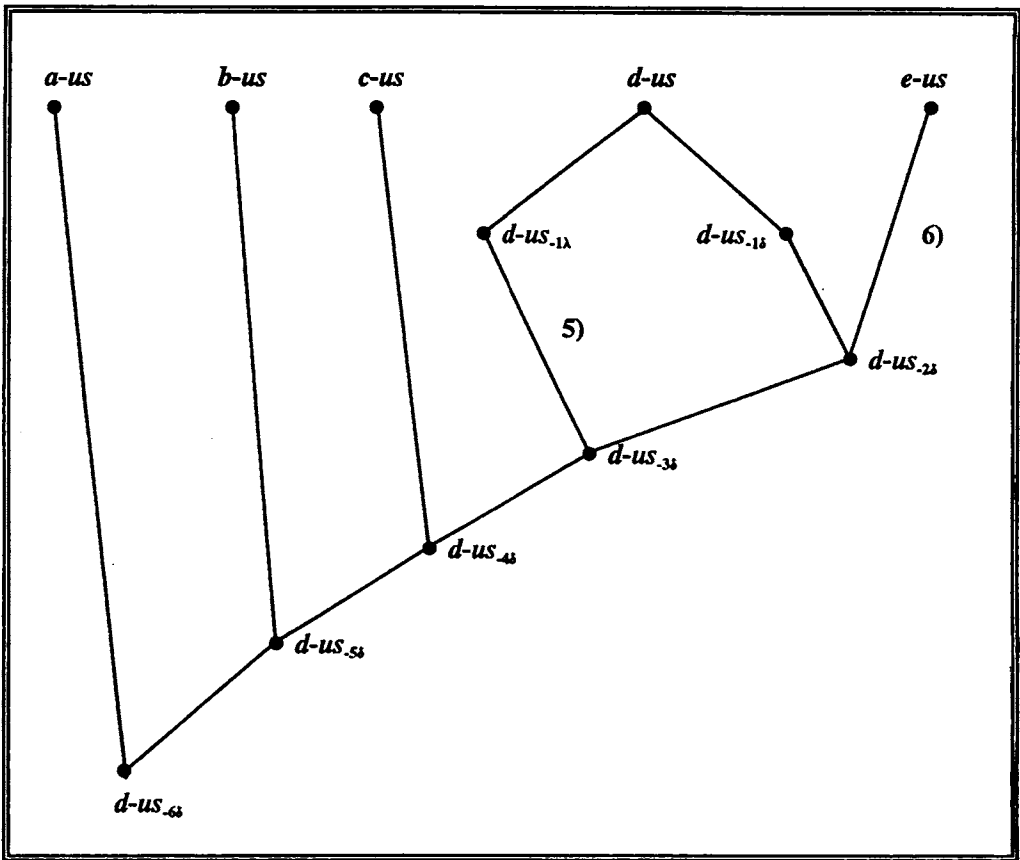


Figure 7.27. 5)  $d-us_{.2a}$  L., 1758 :  $d-us_{.1a}$  <  $d-us$  L., 1758  
 6)  $d-us_{.1b}$  <  $d-us$  L., 1758 :  $e-us$  F., 1976

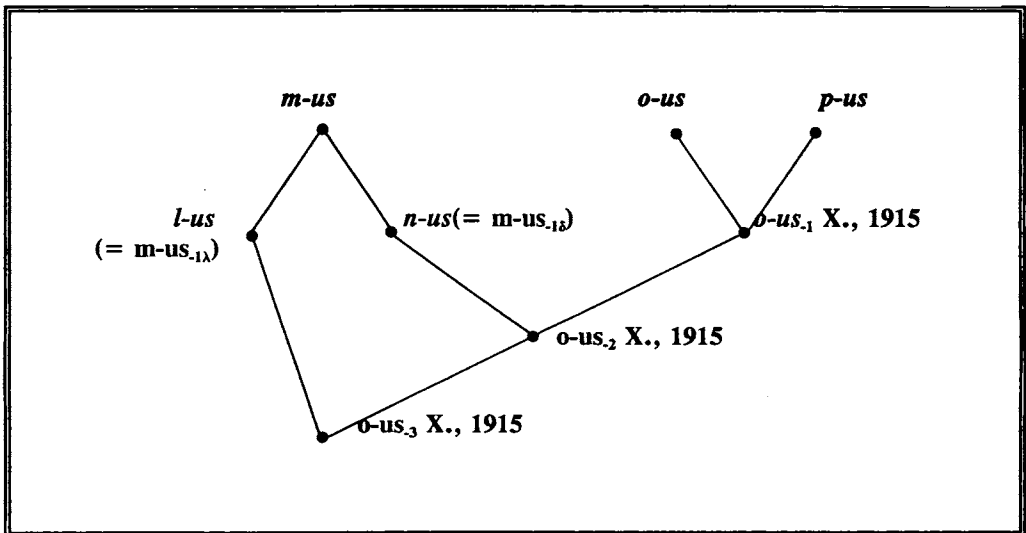


Figure 7.28



**Note:** A species (morphospecies) generated by species fusion does not have nominal priority over its ancestral species, and in the classification the synonyms are cited between parentheses, according to the conventions ( $\delta, \lambda$ ) previously cited (see Exercise 7.6).

**Exercise 7.6:**

- 1) *o-us*<sub>3</sub> X., 1915
- 2) *o-us*<sub>2</sub> X., 1915 : *l-us* J., 1920 (= *m-us*<sub>.11</sub>) < *m-us* R., 1933
- 3) *o-us*<sub>1</sub> X., 1915 : *n-us* K., 1930 (= *m-us*<sub>.10</sub>) < *m-us* R., 1933
- 4) *o-us* X., 1915 : *p-us* W., 1918

**Exercise 7.7:**

- $$E_1 = \{o-us_3\}$$
- $$E_2 = \{o-us_3, l-us (= m-us_{.16})\}$$
- $$E_3 = \{o-us_3, o-us_2\}$$
- $$E_4 = \{o-us_3, o-us_2, n-us (= m-us_{.16})\}$$
- $$E_5 = \{o-us_3, o-us_2, o-us_1\}$$
- $$E_6 = \{o-us_3, l-us (= m-us_{.12}), m-us, n-us (= m-us_{.16}), o-us_2\}$$
- $$E_7 = \{o-us_3, o-us_2, o-us_1, o-us\}$$
- $$E_8 = \{o-us_3, o-us_2, o-us_1, p-us\}$$

**Exercise 7.8.** See Figure 7.29

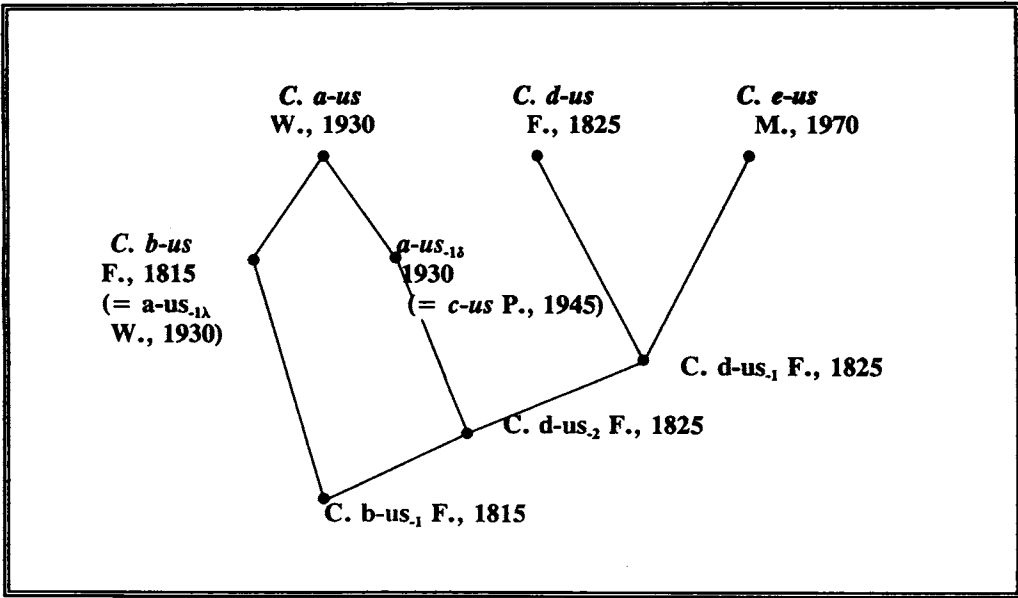


Figure 7.29

- $$E_1 = \{b-us_1\}$$
- $$E_2 = \{b-us_1, b-us (= a-us_{.11})\}$$
- $$E_3 = \{b-us_1, d-us_2\}$$
- $$E_4 = \{b-us_1, d-us_2, a-us_{.16} (= c-us)\}$$
- $$E_5 = \{b-us_1, d-us_2, d-us_1\}$$
- $$E_6 = \{b-us_1, b-us (= a-us_{.11}), a-us, a-us_{.16} (= c-us), d-us_2\}$$
- $$E_7 = \{b-us_1, d-us_2, d-us_1, d-us\}$$
- $$E_8 = \{b-us_1, d-us_2, d-us_1, e-us\}$$

## 8. THE QUESTION OF HYBRIDS

In the sixth chapter of his *Animal species and evolution* (1979: 118-125), Mayr describes several cases of hybridization. Let's quote some of them:

### 1. In the case of *Passer domesticus* and *Passer hispaniolensis*, Mayr says (1979: 119):

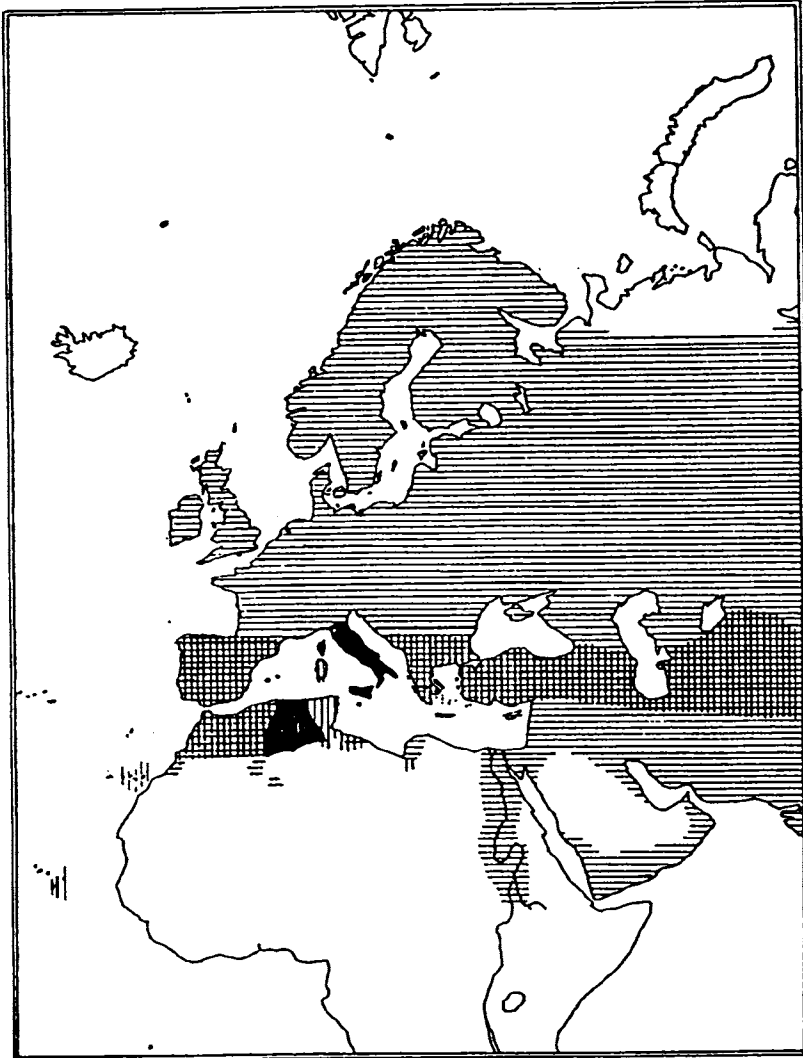
«In southern Europe and western Asia there are two closely related and widespread species of sparrows, the House Sparrow (*Passer domesticus*) and the Willow Sparrow (*Passer hispaniolensis*). In most areas the two species coexist side by side without any signs of interbreeding [Our Figure 8.1]. In such areas the House Sparrow is associated with human habitations while the Willow Sparrow lives in willow groves or other kinds of woods in river bottoms. Such sharp separation occurs in Spain, Morocco, the Balkans, Asia Minor, Iran, and Turkestan. However, in a few areas the barrier between the two species has broken down and more or less unrestricted hybridization between them is taking place (Meise, 1936). One of these areas is Tunisia, another is Italy and adjacent islands (Sicily, Corsica), a third is Crete. Conditions are different from place to place. Sometimes one species prevails, while the other is rare and occasional hybrids appear. More frequently the hybrid population includes phenotypically the two parental species and all conceivable combinations of the parental characters with indication of complete random mating. Finally, there are some areas, like Italy and the oases of southern Tunisia, where an intermediate hybrid type has become stabilized and the parental extremes have disappeared. A clue to the origin of the hybridization is provided by the fact that the Willow Sparrow occupies the ecological niche of the House Sparrow (human habitations!) in certain areas, such as Sardinia, eastern Tunisia, and Cyrenaica. Where the aggressive House Sparrow invades such areas, the conditions are present, in the absence of ecological separation, for a breakdown of reproductive isolation».

### 2. In the case of *Terpsiphone rufiventer*, *Terpsiphone rufocinerea* and *Terpsiphone viridis*, Mayr declares (1979: 119, 121):

«Chapin (1948) describes a particularly interesting case from tropical Africa. There are three African species of Paradise Flycatchers (*Terpsiphone*) of which two, *rufiventer* and *rufocinerea*, live in the rain forest, while the third, *viridis*, lives in second growth woods and in savanna forest. In most areas where these species come into contact with each other they live side by side without any signs of intergradation or hybridization, each one restricted to its own habitat. However, along the edge of the African rain forest there are many areas where parts of the forest have been partially or completely cleared in recent years, and in such areas *viridis* interbreeds with the two forest species, particularly with *rufiventer*. As a result there are now three areas with hybrid populations: one in northwestern Angola (*T. rufocinerea rufocinerea* X *T. viridis plumbeiceps*), one in West Africa (*T. rufiventer rufiventer* X *T. v. viridis*), and one in Uganda (*T. rufiventer somereni* X *T. viridis ferreti*). In each case the hybrid population has settled down to a reasonable constancy, so that the new stabilized hybrid populations were at first considered separate species or subspecies: *bannermani* in Angola, nominate *rufiventer* at the Gambia River, and *emini*, *poliothorax*, and *albiventris* in Uganda. Where much of the original rain forest is left, hybrids are sporadic; where it has been destroyed and the remaining stands have been invaded by *T. viridis*, complete hybrid populations have evolved. The available evidence suggests to Chapin that the hybridization is quite recent, being in all cases due to the clearing of the forest by the African natives».

### 3. Finally, let's consider the spectacular case of *Pipilo* in Mexico (Mayr, 1979: 121):

«Perhaps the most thoroughly analyzed case of the breakdown of isolation between two species of birds in that of two members of the genus *Pipilo* in Mexico (Sibley, 1950, 1954; Sibley and West, 1958). The red-eyed Towhee (*P. erythrophthalmus*) and the Collared Towhee (*P. ocai*) are more or less widespread as 'pure' species [Our Figure 8.2]. *Pipilo ocai* occurs from Oaxaca to Jalisco. *Pipilo erythrophthalmus* is widespread in North America and extends south as far as Chiapas and Guatemala. In Oaxaca the two species live side by side without



**Figure 8.1.** Largely sympatric distribution of the House Sparrow, *Passer domesticus* (horizontal hatching) and the Willow Sparrow *P. hispaniolensis* (vertical hatching). Hybridization and introgression (black) in various Mediterranean and North African areas (After Meise 1936) [after Mayr, 1979: 120, Fig. 6-1).

intermixing. In Puebla 16 percent of the 117 known specimens show evidence of hybridization. In the other states of the Mexican plateau from northern Puebla through Nayarit and Michoacan to Jalisco a series of introgressed hybrid populations is found, which in the east and north are similar to *P. erythrophthalmus* and toward the south and west are similar to *P. ocai*. If a hybrid index is designated which gives pure *erythrophthalmus* the value of 24 and pure *ocai* the value 0, an east-west chain of populations is found with the mean values 22.4-19.8-16.9-15.8-13.5-7.8-4.0, and north-south chain with the values 23.5-22.8-22.6-13.7-8.0-2.8-0.17. The variation within a local population is great but does not span the total range. In a population with a mean index of 13.7 it varied from 6 to 20 in 76 specimens; in another with a mean of 8.0 it varied from 3 to 16 among 58 specimens. If it were not for the pronounced differences between the species and their sympatry in Oaxaca, one might be tempted to consider them conspecific. Sibley's original paper must be consulted for many other interesting aspects of this hybridization. Again, it is apparently a very recent event, caused by man's agricultural activities, and not dating back further than 300-500 years».

It follows, from the foregoing examples, that a 'species' resulting from hybridization is characterized, generally, by:

1. Occupying two or more disjunct geographical areas (*polypatry*);
2. Presenting those two or more areas situated in the zone of sympatry of the two species which originated it;
3. Presenting those two or more geographical areas as a result of the break of an ancient reproductive isolation due to ecological or ethological causes.

Consequently, a hybrid 'species' appears by polygenism and that its populations may be formed synchronically or allochronically (see Figure 8.3). Hence, a hybrid 'species' is merely a morphological *class*, or a 'Linnaean' species, which does not fit in the phylogenetic system.

The system of nomenclature proposed by us applies exclusively to the components of a phylogeny; it does not apply, then, to classes or

Linnaean species. However, it is useful to indicate that, given a certain monophyletic group, there are phenomena of hybridization involved. To represent them, the following conventions are used:

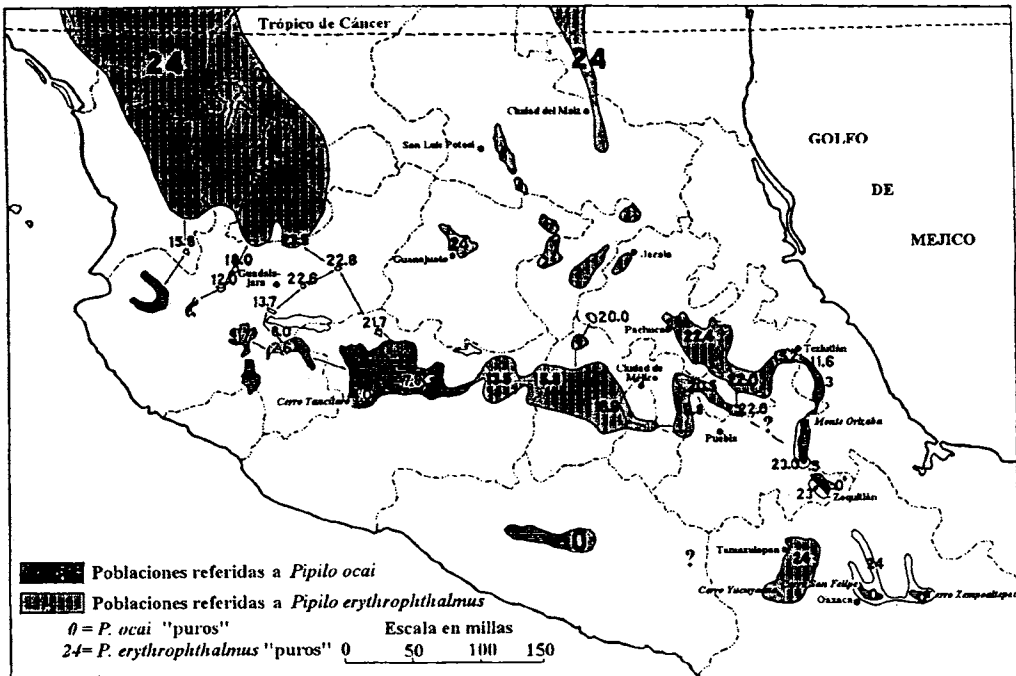
1. The phylogeny of the group is reconstructed, including all the 'Hennigian' species; then one proceeds as indicated in the preceding chapters.
2. Afterwards the hybrid 'species' are placed in the phylogeny by means of interrupted lines linking the species which produced them. In the case of hybrids, the names of hybrid species are not used for priority's sake, although they are, as sets of characters, maximal elements of an inf-semilattice.

In the example of Figure 8.4 this process is illustrated: we construct the phylogeny of the species of the C-genos 'X' without including the hybrid species. Then, by means of interrupted lines, the cases of hybridization are added. In this hypothetical case, *X. x a-us* 1753, which is, let's suppose, the type-species of the 'genus', has priority over all the remaining species of the group, but, as it is a Linnaean species, it is not considered in the new system of nomenclature. Figure 8.5 illustrates another hypothetical case, with three cases of hybridization.

\*

A few considerations about the problem of hybridization:

1. What is called 'hybridization between two species' means, in reality, 'hybridization between certain pairs of individuals belonging to two distinct morphospecies', as a hybrid 'species' results from polygenism.
2. The situation is different when we come to '*intergeneric* hybrids'. Linnaean genera are abstractions, and therefore do not occupy time nor space. How can 'genera' copulate and produce (or not) offspring? This is one more of the absurds of the Linnaean taxonomy. Only physical individuals belonging to distinct morphospecies can form hybrids. This conceptual aberration is unfortunately very



Populations in relation to *Pipilo ocai*  
 Populations in relation to *Pipilo erythrophthalmus*  
 0 = *P. ocai* «puros»  
 24 = *P. erythrophthalmus* «puros»

**Figure 8.2** Distribution of the Red-eyed Towhees (*Pipilo*) in Mexico. Pure *erythrophthalmus* (24) in the north and southeast. Pure *ocai* (0) in the south and southeast. The numbers (from 0 to 24) indicate the mean character indices of various hybrid populations. Note the sympatry of the two species at several localities in the southeast (From Sibley 1954) [after Mayr, 1979: 122, Fig. 6-2].

common among botanists; Wagner Jr. (1983: 76), says, for example:

"Intergeneric hybrids [sic] can be designated by a 'generic name', which is considered to be a condensed formula. This contracted formula is a combination of the names (or parts of them but not all of both of them) of the parental genera [sic], preceded by the multiplication sign (e. g., X *Quercifagus*)".

It would be more appropriate to say: hybrid between species (in the sense defined above, in consideration 1), belonging to distinct 'genera'.

Hybrid 'genera' (such as X *Quercifagus*) are mere abstractions, or sets of morphological classes; consequently, there is no phylogeny of such 'genera'. Therefore, only in the context of

traditional taxonomy the assertion of Wagner Jr. (1. c.) may be accepted:

"All hybrids between species of the same two different genera must be placed under the hybrid genus name".

An additional confusion arose in the Codes of Nomenclature (both botanical and zoological), which are still impregnated of scholastic taxonomy. Let's examine another declaration of Wagner Jr. (1. c.):

"Guides to forming the names for *trigeneric* and *more complex hybrids* are given in the Code. No description or diagnosis is required for publishing: the name of a hybrid genus; it is considered validly published if only the names of the parent genera are given at the time of publication".

In our new system of nomenclature, hybrids between species belonging to distinct 'genera' or to any other 'supraspecific category' are treated in the same manner as hybrids between species with the same *praenomen*, i.e., they are indicated by means of interrupted lines linking the species which 'hybridized'. The 'intergeneric' hybrids are denoted, for instance, in the following ways:

*Quercus a-us X Fagus m-us* (no longer *X Quercifagus*), or

*Quercus m-us X Fagus x-us X Quercus a-us*.

We have, therefore, only hybrids between 'species', or *nothospecies*, as they are called by botanists (Wagner Jr., 1983 : 76; from the Greek νοθός, bastard, of illegitimate birth).

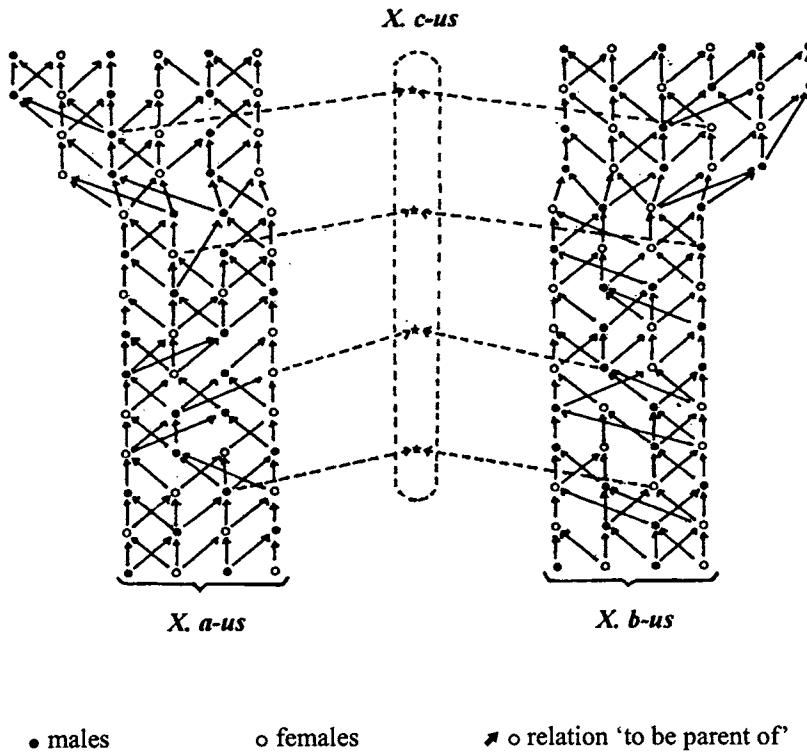


Figure 8.3. Schematic representation of the formation, by polygenism, of a hybrid species.

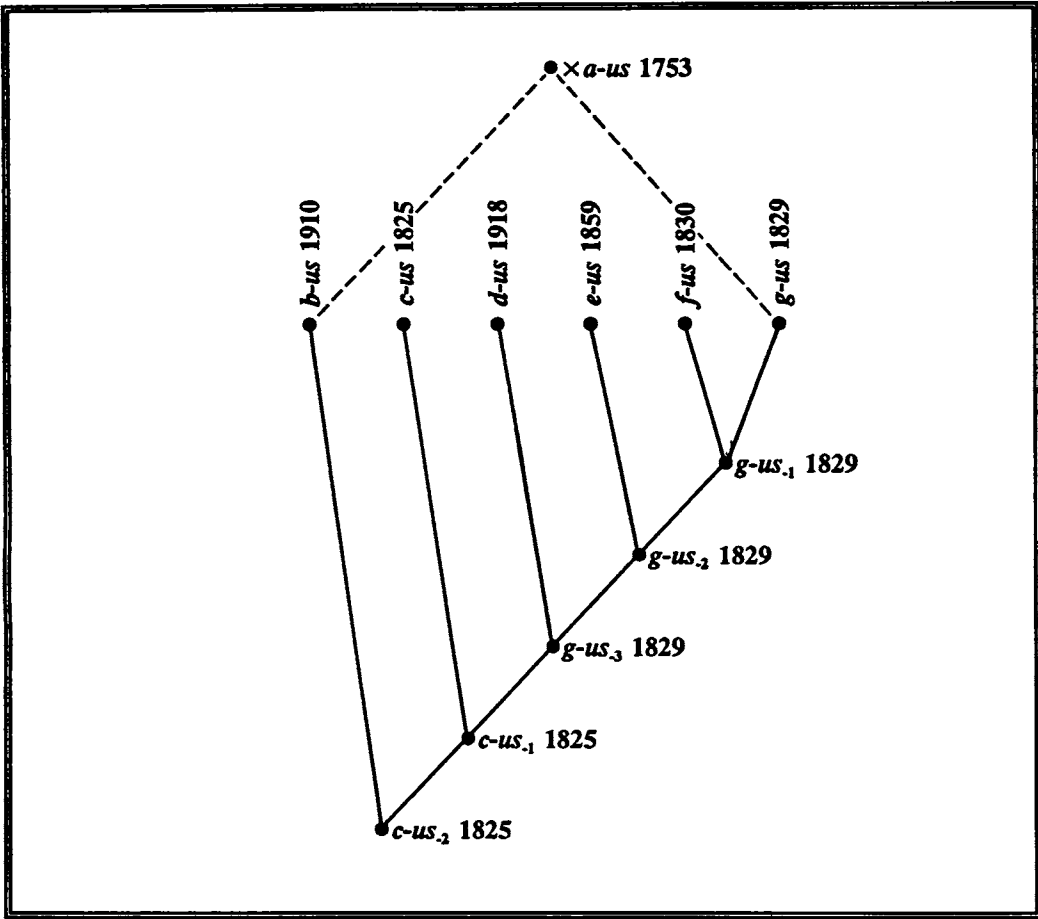


Figure 8.4. Hypothetical phylogeny, with a case of hybridization. The classification results as follows: 1) *X. c-us<sub>2</sub>* 1825; 2) *X. c-us<sub>1</sub>* 1825 : *X. b-us* 1910; 3) *X. c-us* 1825 : *X. g-us<sub>3</sub>* 1829; 4) *X. g-us<sub>2</sub>* 1829 : *X. d-us* 1918; 5) *X. g-us<sub>1</sub>* 1829 : *X. e-us* 1859; 6) *X. g-us* 1829 : *X. f-us* 1830; 7) *X. b-us* 1910  $\times$  *X. g-us* 1829 = *X. \times a-us* 1753.

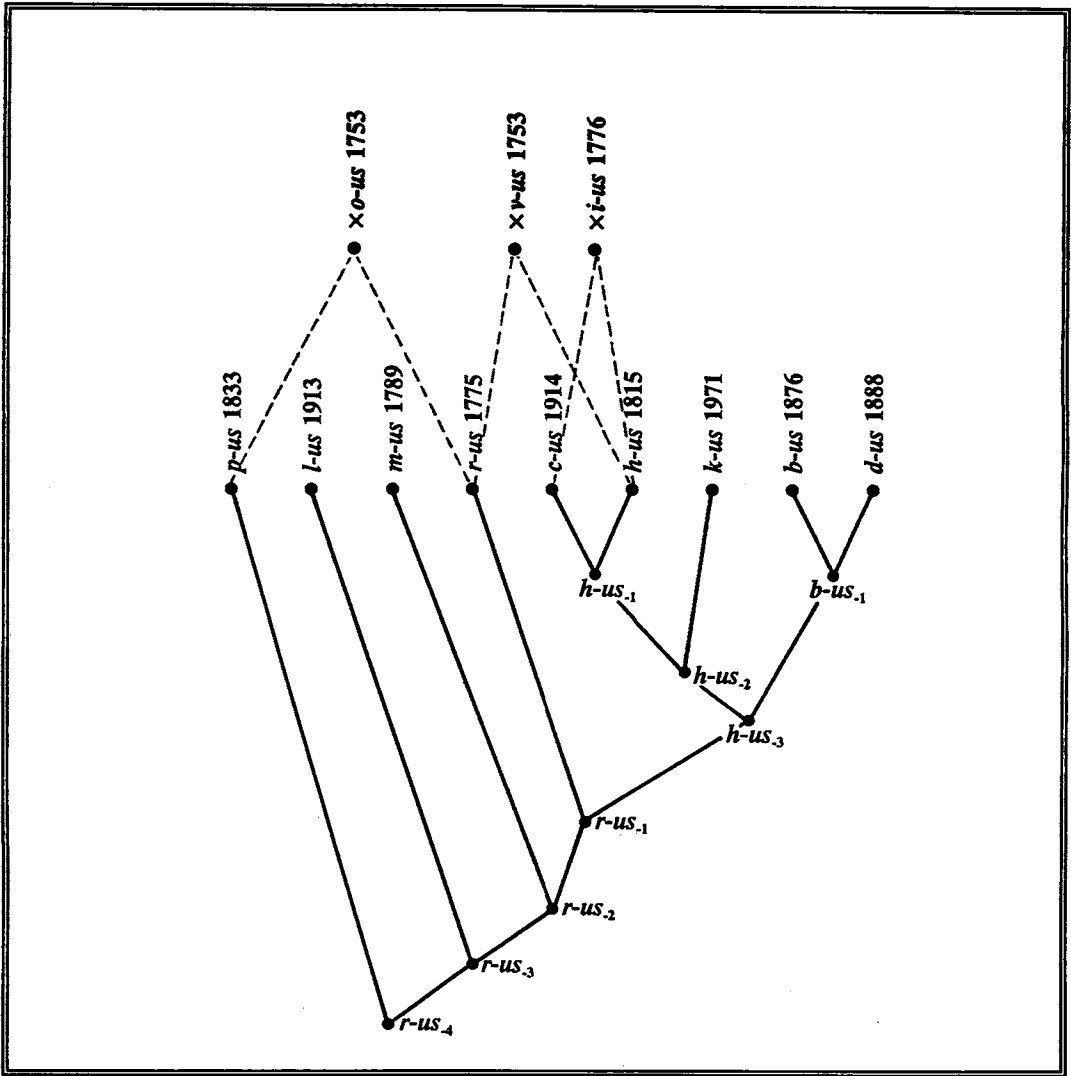


Figure 8.5. Hypothetical phylogeny with three cases of hybridization. The classification results as follows: 1) *A. r-us*, 1775; 2) *A. r-us*, 1775 : *A. p-us* 1833; 3) *A. r-us*, 1775 : *A. l-us* 1913; 4) *A. r-us*, 1775 : *A. m-us* 1789; 5) *A. r-us* 1775 : *A. h-us*, 1815; 6) *A. h-us*, 1815 : *A. b-us*, 1876; 7) *A. h-us*, 1815 : *A. k-us* 1971; 8) *A. h-us* 1815 : *A. c-us* 1914; 9) *A. b-us* 1876 : *A. d-us* 1888; 10) *A. p-us* 1833 × *A. r-us* 1775 = *A. x o-us* 1753; 11) *A. r-us* 1775 × *A. h-us* 1815 = *A. x v-us* 1753; 12) *A. c-us* 1914 × *A. h-us* 1815 = *A. x i-us* 1776.



## 9. POLYPATRID SPECIES

We will call *polypatrid species* those species which, from the point of view of Phylogenetic Systematics, are well defined through autapomorphies, but which occupy two or more clearly defined disjunct distributional areas.

According to the canons of Phylogenetic Systematics, we may be dealing with only *one* species, but, from the evolutionary point of view, a polypatrid species may be considered as *two or more* 'biological species', if the allopatrid populations do not exchange genes -if they are reproductively isolated.

Polypatrid species are not uncommon in nature. Lee *et al.* 1980 (see also Wiley and Mayden, 1985: 599, figs. 1, 2, 27, 28) represented the areas of distribution of the fishes *Fundulus sciadicus*, and *Fundulus catenatus*, *Eurycea lucifuga*, a salamander, and the spectacular case of the polypatrid species *Percina evidens*, distributed in no less than 19 disjunct areas.

Now, how can we distinguish *nominally* the

'biological species' of a polypatrid species? By referring to their respective geographical areas, in the following way: we denote each geographical area by  $S_1, S_2, \dots, S_n$  and then those symbols are added to the name of the biological species that occupies each of these areas. Thus we have for instance, (see Wiley & Maiden, 1985: 599, fig. 1) the areas of distribution occupied by *Fundulus sciadicus*- $S_1$ , *Fundulus sciadicus*- $S_2$  and *Fundulus sciadicus*- $S_3$ . (Three allopatrid populations).

Two possibilities exist concerning the history of the polypatridism of *Fundulus sciadicus* - either we know the vicariant events which have brought about this distribution, or we don't.

a) In the first case -we know the biogeographical history of this polypatrid species - we employ the convention used in Figure 9.1.

Let it be observed that the arrows of the diagram are directed 'downward', as the inf-semilattice is ordered by the inverse relation of proper inclusion ( $\supseteq$ ); thus, for instance,  $F. sciadicus$ - $S_2 \cup S_3$  properly includes  $F. sciadicus$ - $S_2$  and  $F. sciadicus$   $S_3$ .

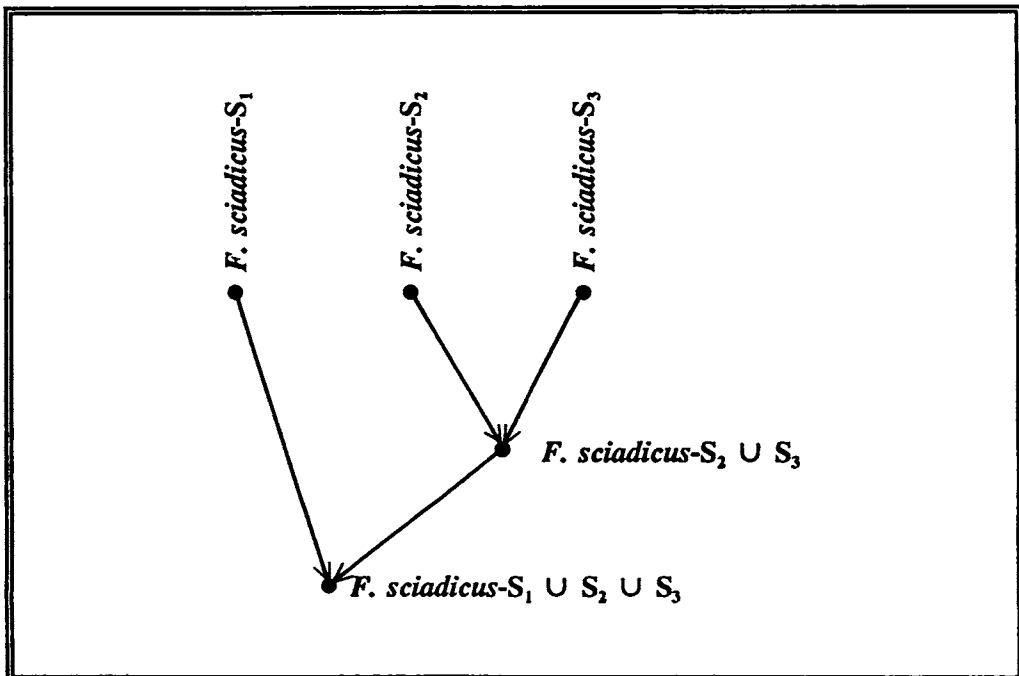


Figure 9.1. Convention used in the new method of nomenclature for representing a polypatrid species whose biogeographic history is known.

b) In the second case -we don't know the biogeographical history of the group- the biological species of the polypatrid species are placed in the diagram polytomically. In the particular case of *F. sciadicus*, we would have the cladogram shown in Figure 9.2.

In either case, we have to have the maps with the areas of geographical distribution of the biological species of a polypatrid species.

Let's now suppose that the phylogeny of the group that includes *F. sciadicus* is the following (Figure 9.3):

We add to that phylogeny the sequence of the phenomena of geographical partition (biological speciation) which occurred with the terminal (morphological) species *F. sciadicus* (case a) or just

place them polytomically, in the absence of such a knowledge (respectively, Figures 9.4 and 9.5).

The corresponding classification of the phylogeny given in Figure 9.4 is this:

- 1) *F. a-us*<sub>1</sub>
- 2) *F. a-us* : *F. b-us*<sub>1</sub>
- 3) *F. b-us* : *F. sciadicus-S*<sub>1</sub> ∪ *S*<sub>2</sub> ∪ *S*<sub>3</sub>
- 4) *F. sciadicus-S*<sub>1</sub> : *F. sciadicus-S*<sub>2</sub> : *F. sciadicus-S*<sub>3</sub>

The corresponding classification of the phylogeny given in Figure 9.5 is the following:

- 1) *F. a-us*<sub>1</sub>
- 2) *F. a-us* : *F. b-us*<sub>1</sub>
- 3) *F. b-us* : *F. sciadicus-S*<sub>1</sub> ∪ *S*<sub>2</sub> ∪ *S*<sub>3</sub>
- 4) *F. sciadicus-S*<sub>1</sub> : *F. sciadicus-S*<sub>2</sub> ∪ *S*<sub>3</sub>
- 5) *F. sciadicus-S*<sub>2</sub> : *F. sciadicus-S*<sub>3</sub>

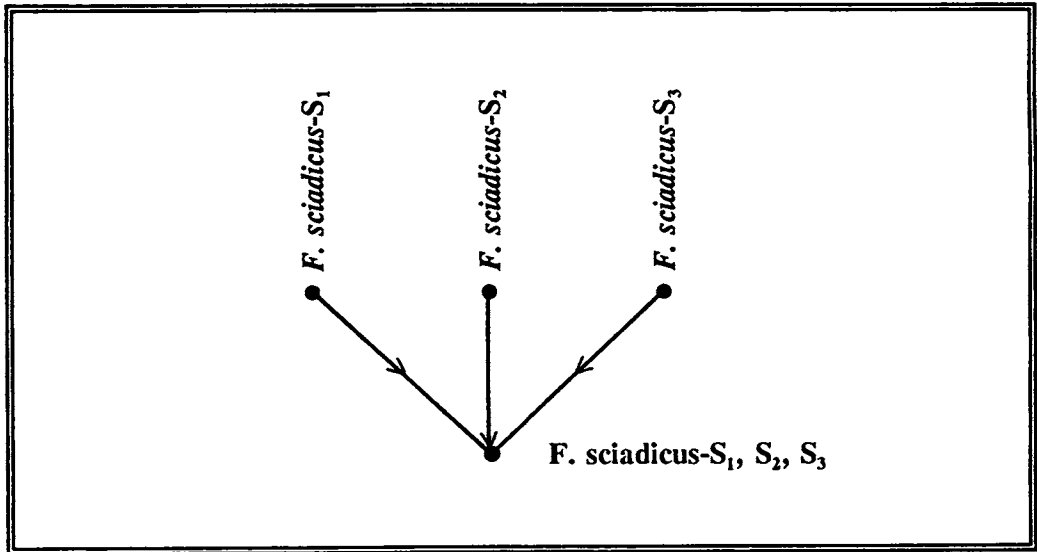


Figure 9.2. Convention used in the new method of nomenclature for representing a polypatrid species whose biogeographic history is unknown.

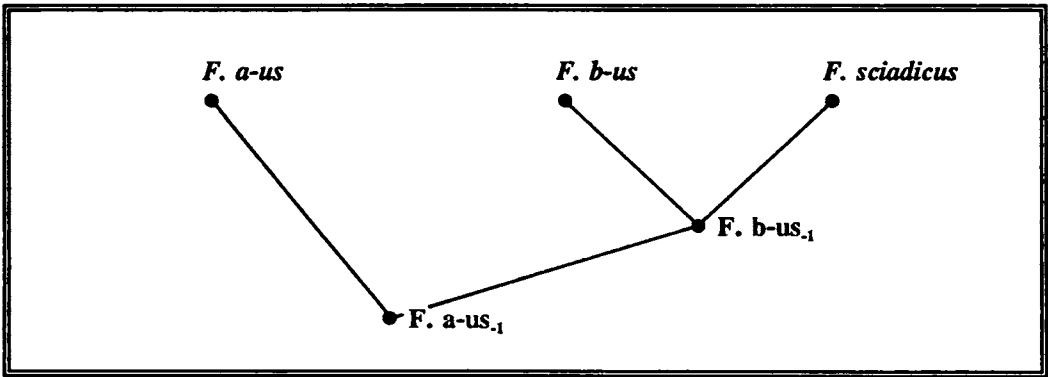


Figure 9.3. Hypothetical phylogeny, including *F. sciadicus*.

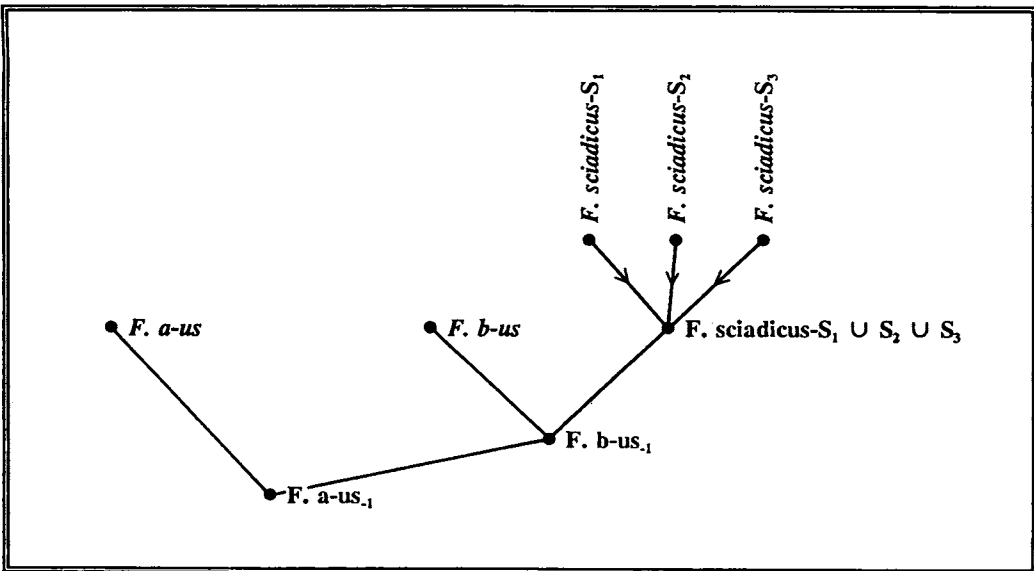


Figure 9.4. Convention used for polypatrid species with unknown biogeographical history.

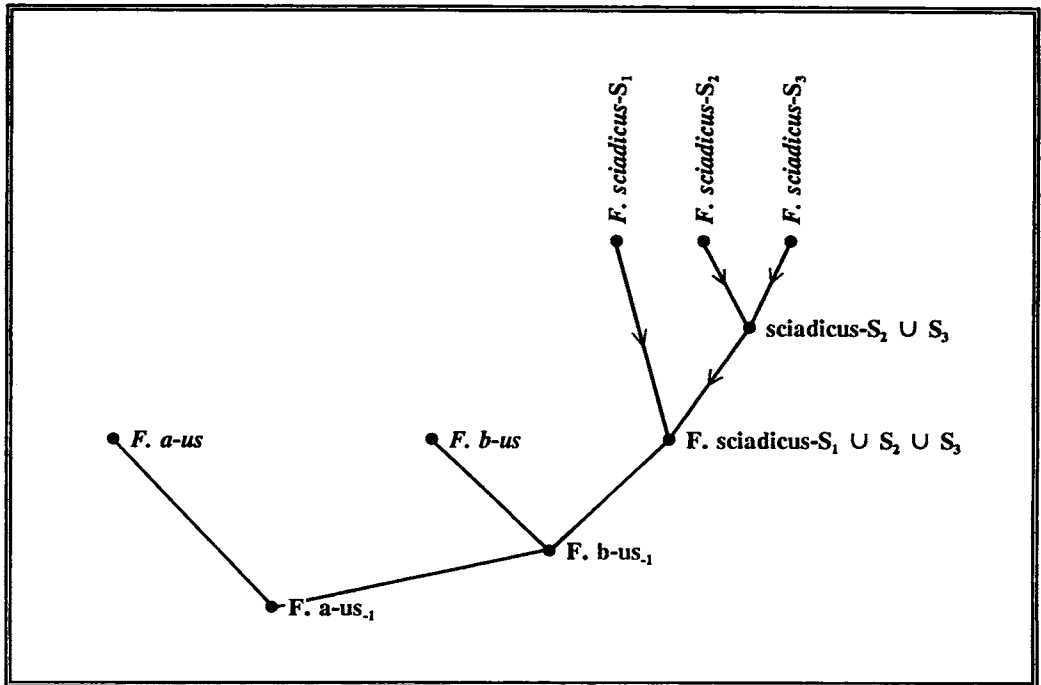


Figure 9.5. Conventions used for polypatrid species with known biogeographical history.

## 10. FOSSIL SPECIES

Before commenting on phylogenies which include fossil species, let's distinguish two types of species based on fossil remains:

- 1) There are species based upon relatively perfectly preserved specimens, such as the insects preserved in amber, which allow us the detection of almost all morphological characters, just like they were recent specimens;
- 2) Most of the species based upon fossil remains, however, are defined by very few characters, as only parts of the organism became preserved, or the process of preservation was such that it allows only the detection of few characters.

Let's examine then the different cases.

### 10.1. Terminal species based on well-preserved specimens

There is no problem in treating terminal fossil species -they are treated in the same way as the recent species- only their name is preceded by the traditional sign of dagger (†) used for fossils. Figures 10.1 and 10.2 illustrate the procedure to be adopted, using hypothetical cases:

### 10.2. Fossil species, based on well-preserved specimens, which are immediate ancestors of at least two morphospecies

Let's now suppose that a certain fossil species is surely known as the immediate ancestor of two or more morphospecies. We then proceed analogously to the cases of phylogenies with species fusion (see Chapter 7). The example of Figure 10.3 illustrates the process:

In this latter case, the resulting classification is the following:

- 1) *X. v-us*<sub>3</sub> 1809
- 2) *X. v-us*<sub>2</sub> 1809 (= †*e-us* 1975): *X. r-us*<sub>1</sub> 1914
- 3) *X. r-us* 1914 : *X. s-us* 1988
- 4) *X. v-us*<sub>1</sub> 1809 : *X. t-us* 1898
- 5) *X. v-us* 1809 : *X. z-us* 1945

### 10.3. Fossil species, based on well-preserved specimens, which are not immediate ancestors of at least two morphospecies

Kraus (1989: 20-22) commented that:

"Neontologists applying the biospecies concept (...) are operating horizontally at the Recent time-level. In contrast to problems known from angiosperm taxonomy, zoologists normally have no problems in ascertaining biospecies. Palaeontologists, however, have to deal with a third, vertical dimension: time. Ax (1984), Wiley (1981) and, especially, Willmann (1985) followed Hennig's arguments (e.g., 1982 : 62) and explained in detail that a species can only be defined in space *and* time by the beginning and the end of its existence. This coincides with two succeeding events: one event in which a species has originated as a genetically intercommunicating unit (which is reproductively isolated from other such units), and a second, in which the descendants of a continuous sequence of generations ceased to form a single reproductive unit. This may happen by way of a succeeding speciation event - or by way of

extinction. This biological species definition has now generally been accepted as the *evolutionary species* concept.

The terms 'evolutionary species' and 'chronospecies' make two fundamentally different approaches in paleontology. The evolutionary species concept integrates continuous but not necessarily constant changes in the appearance of a species during the course of its existence. Chronospecies, in contrast, are typological units: their borders in time and space are arbitrarily fixed by morphological data (see Willmann, 1985: 185). The arbitrariness of the distinction of three succeeding species of man, *Homo habilis*, *H. erectus* and *H. sapiens*, is a good example of such typologically defined 'chronospecies'.

The only possible means of delimiting 'chronospecies' within an evolutionary continuum, e.g., *Homo sapiens* s. str. from the earlier '*H. erectus*', are convention and some kind of hiatus in the known fossil record. But there is no reason to assume that any speciation event has happened since the existence of *H. habilis* (or any other representative of the australopithecine stage group closely related to *H. habilis*). Then, we have to assume an uninterrupted sequence of approximately 200 000 generations. Therefore, a single evolutionary species, *Homo sapiens*, has to be postulated. There has been a considerable change in the characters during the existence of this species; the names *habilis*, *erectus* and *sapiens* s. str. therefore simply refer to succeeding gradual stages of one and the same evolutionary species».

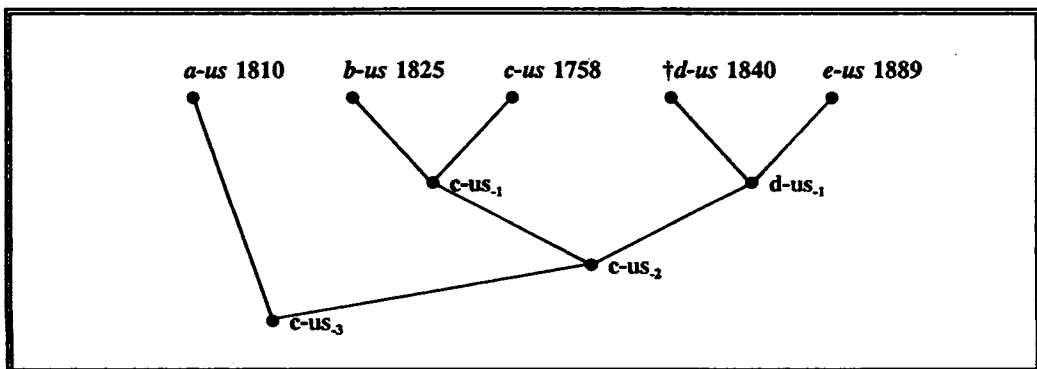


Figure 10.1. Conventions used in the new system of nomenclature for phylogenies including terminal fossil species based on well-preserved specimens.

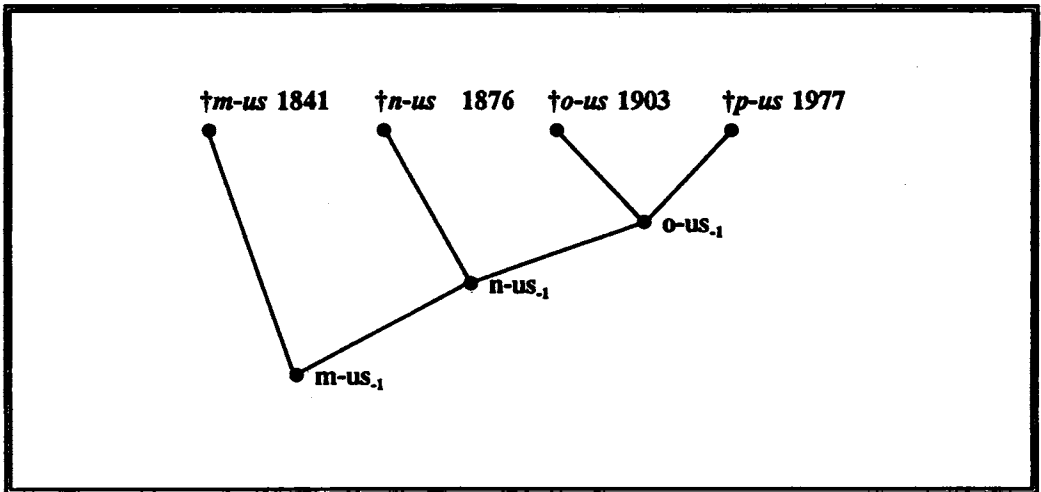


Figure 10.2. Conventions used in the new system of nomenclature for phylogenies including terminal fossil species based on well-preserved specimens.

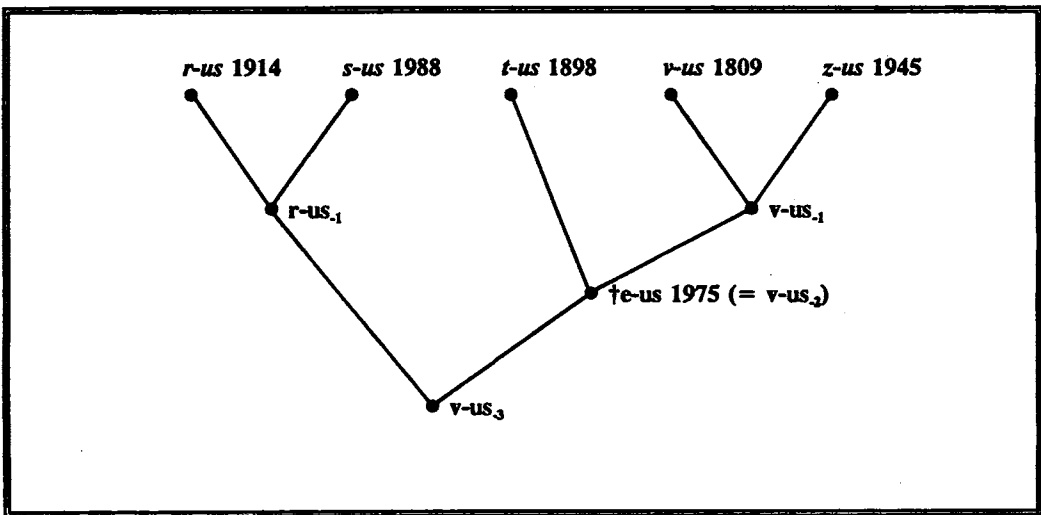


Figure 10.3. Conventions used in the new system of nomenclature for phylogenies including fossil species, based on well-preserved specimens, which are immediate ancestors of at least two morphospecies.

Let's suppose that the taxa *Homo habilis*, *H. erectus* and *H. sapiens* are a lineage of three eidophoronts, and that this lineage is the sister-group of a (hypothetical) species *Homo y-us* (a fossil species). Let's suppose that the fossil taxa are based upon well-preserved specimens. Finally, let's suppose that their intensions are as follows:

*Homo y-us* = {a, b, c},  
*Homo sapiens* = {a, b, d, e, f},

*Homo erectus* = {a, b, d, e},  
*Homo habilis* = {a, b, d}.

We would therefore have the phylogeny shown in figure 10.4:

Figure 10.4 shows the conventions adopted in this case: the terminal species †*Homo y-us* and *Homo sapiens* Linnaeus, 1758 have their names written in italics; *Homo erectus* and *Homo habilis*

are both ancestral eidophoronts of *Homo sapiens* - their names, therefore, are *not* written in a type different from the remainder text; as they are *not* immediate ancestors of at least two morphospecies, we indicate this fact by putting a 'χ' before their names - this indicates that they are *chronospecies* (in the traditional sense used in palaeontology). Notice that χ*Homo erectus* is a morphospecies in relation to †*Homo y-us*; the same happens with χ*Homo habilis*. The valid name for the entire lineage (or clade) is, however, *Homo sapiens* L., 1758 (i.e., the maximal element's name), and the ancestral eidophoront of both *Homo sapiens* L., 1758 and †*Homo y-us* is *Homo sapiens*<sub>1</sub> Linnaeus, 1758.

As palaeontologists have names, in certain cases, for fossil eidophoronts which are not immediate ancestors of two or more morphospecies, with this convention we retrieve the information and add to our knowledge the steps which led to the terminal species.

Let's now imagine that those chronospecies, due to new discoveries of fossils, became the ancestor eidophoronts of two more morphospecies. Figure 10.5 illustrates the conventions that should be used:

The classification relative to figure 10.4 would be:

- 1) *Homo sapiens*<sub>1</sub> L., 1758
- 2) *Homo sapiens* L., 1758 (⇒ χ*Homo erectus* ⇒ χ*Homo habilis*) : †*Homo y-us*

The classification relative to Figure 10.5 would be the following:

- 1) *Homo sapiens*<sub>3</sub> Linnaeus, 1758
- 2) *Homo sapiens*<sub>2</sub> Linnaeus, 1758 (= †*Homo habilis*) : †*Homo y-us*
- 3) *Homo sapiens*<sub>1</sub> Linnaeus, 1758 (= †*Homo erectus*): †*Homo w-us*
- 4) *Homo sapiens* Linnaeus, 1758 : †*Homo z-us*

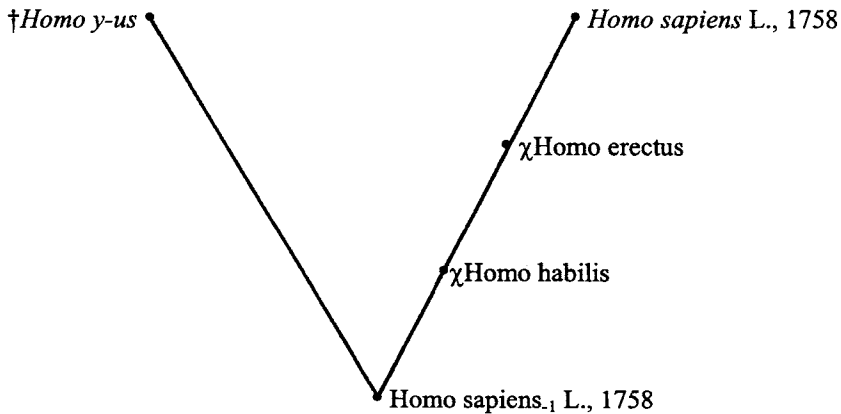
**10.4. Fossil species based on poorly preserved specimens**

In this case, we normally have that the species presents some of the synapomorphies of a monophyletic group, but no autapomorphy. Then we include the species in the phylogeny by means of a partially interrupted line, such as shown in Figure 10.6. Its uncertain position in the phylogeny (and therefore in the classification) may be indicated by a question mark (?).

In this case the name of the fossil species of uncertain position is not taken into consideration for priority purposes.

The resulting classification will be like this:

- 1) *X. d-us*<sub>3</sub> 1845
- 2) *X. d-us*<sub>2</sub> 1845 : ? †*X. a-us* 1830
- 3) *X. d-us*<sub>1</sub> 1845 : *X. b-us* 1922
- 4) *X. d-us* 1845 : *X. c-us* 1931



**Figure 10.4.** A hypothetical phylogeny of two species of *Homo*, including fossil eidophoronts which are not ancestors of two or more morphospecies, showing conventions used.

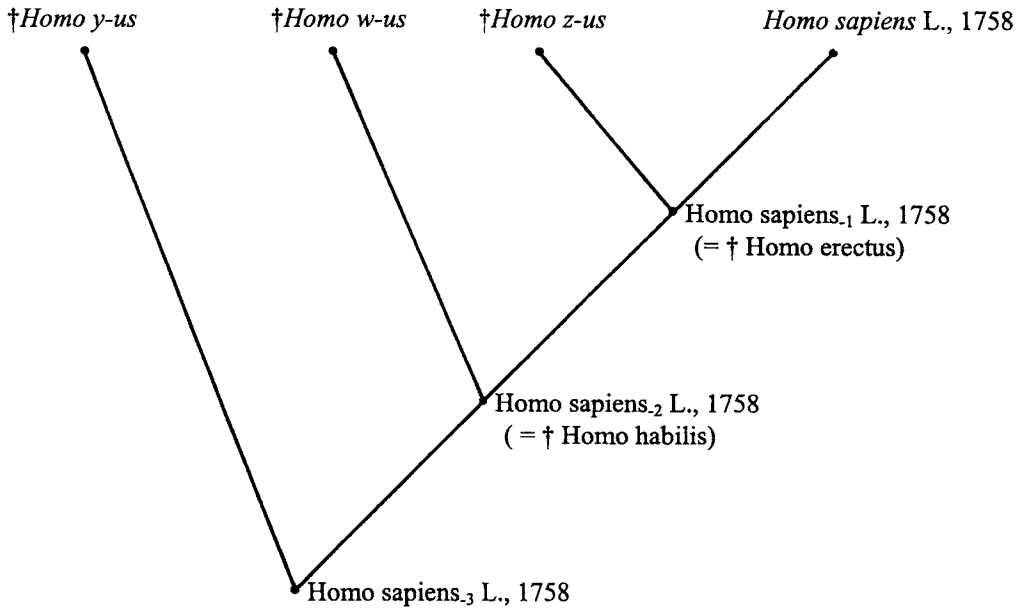


Figure 10.5. A hypothetical phylogeny of species of *Homo* including fossil eidophoronts which are ancestor of two or more morphospecies, showing conventions used.

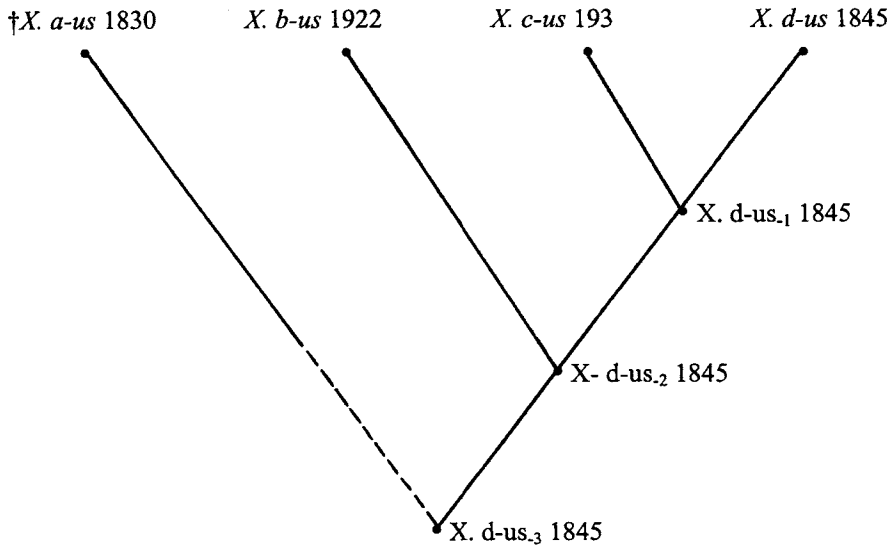


Figure 10.6. Hypothetical phylogeny including fossil species based on poorly preserved specimens, showing conventions used.



## 11. THE QUESTION OF THE 'SUBGENERA'

## 11.1. Paraphyletic 'subgenera'

Let's examine the example of Figure 11.1. Let's suppose that *a-us*, *b-us*, *c-us*, *d-us* and *e-us* are the species of a 'genus' *A-us*.

Let's suppose now that *A-us* is divided into two 'subgenera': *a-us* and *b-us* belonging to the nominal 'subgenus' *A-us*, and *c-us*, *d-us* and *e-us* to the 'subgenus' *B-us*. The 'subgenus' *A-us* is clearly paraphyletic, in Hennig's sense, being based solely upon symplesiomorphies, while *B-us* is a monophyletic P-genos.

In cases like that, the convention that must be adopted is the synonymy of the names *A-us* and *B-us*.

The same procedure is employed, of course, also in relation to the hypothetical example of Figure 11.1, if *a-us* and *b-us* belong to a 'subgenus' *B-us* and the remaining morphospecies to a 'subgenus' *A-us*.

## 11.2. Monotypic 'subgenera'

Let's take as example the phylogeny of the species of the 'genus' *Heterandria* Agassiz, 1853, such as presented by Rosen (1979), in his classical work. There the 'genus' *Heterandria* is divided into two 'subgenera':

(i) *Heterandria* (*sensu stricto*), with only one species:

*Heterandria* (*H.*) *formosa* Agassiz, 1853;

(ii) *Pseudoxiphophorus* Bleeker, 1860, with 8 species:

1. *Heterandria* (*P.*) *attenuata* Rosen & Bailey, 1979;
2. *Heterandria* (*P.*) *jonesi* (Günther, 1866);
3. *Heterandria* (*P.*) *litoperas* Rosen & Bailey, 1979;
4. *Heterandria* (*P.*) *obliqua* Rosen, 1979;
5. *Heterandria* (*P.*) *anzuetoi* Rosen & Bailey, 1979;
6. *Heterandria* (*P.*) *cataractae* Rosen, 1979;
7. *Heterandria* (*P.*) *dirempta* Rosen, 1979;
8. *Heterandria* (*P.*) *bimaculata* (Heckel, 1848).

Our next step will be the transformation of those species in intensional sets (sets of apomorphies)

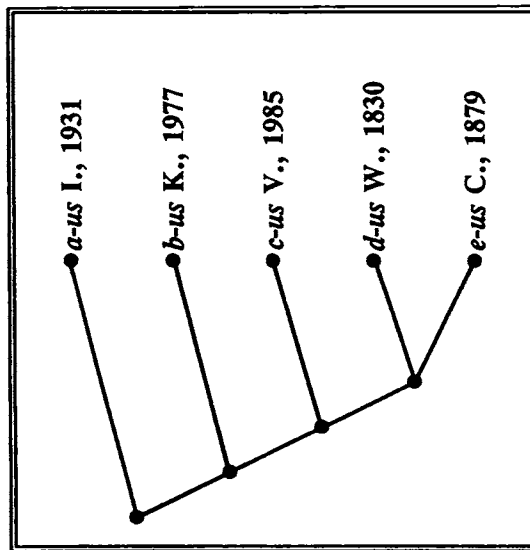


Figure 11.1. Hypothetical phylogeny of the species of the genus *A-us*.

(Table 11.1) - the numbers designate apomorphic characters, such as employed by Rosen (1979).

TABLE 11.1.

Intensions (sets of apomorphies) of the species of *Heterandria* (after Rosen, 1979)

<i>formosa</i>	= {1, 2, 3, 4, 5, 28, 29, 30, 31, 32, 33}
<i>attenuata</i>	= {1, 2, 3, 4, 5, 6, 7, 8, 9, 10, 11, 12, 13, 14, 15, 16, 34, 35, 36, 37}
<i>jonesi</i>	= {1, 2, 3, 4, 5, 6, 7, 8, 9, 10, 11, 12, 13, 14, 15, 16, 17, 18, 19, 20, 38, 39, 40, 41}
<i>litoperas</i>	= {1, 2, 3, 4, 5, 6, 7, 8, 9, 10, 11, 12, 13, 14, 15, 16, 17, 18, 19, 20, 21, 22, 23, 42, 43}
<i>obliqua</i>	= {1, 2, 3, 4, 5, 6, 7, 8, 9, 10, 11, 12, 13, 14, 15, 16, 17, 18, 19, 20, 21, 22, 23, 24, 44, 45}
<i>anzuetoi</i>	= {1, 2, 3, 4, 5, 6, 7, 8, 9, 10, 11, 12, 13, 14, 15, 16, 17, 18, 19, 20, 21, 22, 23, 24, 25, 46, 47}
<i>cataractae</i>	= {1, 2, 3, 4, 5, 6, 7, 8, 9, 10, 11, 12, 13, 14, 15, 16, 17, 18, 19, 20, 21, 22, 23, 24, 25, 26, 48, 49, 50, 51, 52}
<i>dirempta</i>	= {1, 2, 3, 4, 5, 6, 7, 8, 9, 10, 11, 12, 13, 14, 15, 16, 17, 18, 19, 20, 21, 22, 23, 24, 25, 26, 27, 53, 54, 55}
<i>bimaculata</i>	= {1, 2, 3, 4, 5, 6, 7, 8, 9, 10, 11, 12, 13, 14, 15, 16, 17, 18, 19, 20, 21, 22, 23, 24, 25, 26, 27, 56}

The phylogeny results, consequently, as shown in Figure 11.2, if we take the sets of Table 11.1.

If we want to maintain the 'subgenera', the following happens:

(i) The 'subgenus' *Pseudoxiphophorus* Bleeker, 1860, will be the non-empty intersection of the intensions of its terminal species - the 8 species previously listed. Therefore, the intension of *Pseudoxiphophorus* will be the set of apomorphies {1, 2, 3, 4, 5, 6, 7, 8, 9, 10, 11, 12, 13, 14, 15, 16};

(ii) In order to maintain the 'subgenus' *Heterandria*, monotypic, we have to consider it as the unitary set of the intensional set of its sole species, that is, the 'subgenus' *Heterandria* will be the set {{1, 2, 3, 4, 5, 28, 29, 30, 31, 32, 33}}.

But it follows that:

$$\{1, 2, 3, 4, 5, 6, 7, 8, 9, 10, 11, 12, 13, 14, 15, 16\} \cap \{\{1, 2, 3, 4, 5, 28, 29, 30, 31, 32, 33\}\} = \emptyset.$$

This means that *there is no* 'genus' *Heterandria* - as it should be the *non-empty* intersection of the intensional set '*Pseudoxiphophorus*' with the intensional set 'subgenus *Heterandrid*'. Those two subgenera are, necessarily, disjunct sets!

To avoid this absurd, two solutions may be employed:

(i) We synonymize the names of the 'subgenera' (the *praenomina* *Pseudoxiphophorus* Bleeker, 1860 and *Heterandria* Agassiz, 1853; and then we work normally with the method naming all the ancestral taxa (Figure 11.3) and thus obtaining the classification shown in Table 11.2.

(ii) We maintain the *praenomina*, then obtaining the result shown in Figure 11.4 and the classification presented in Table 11.3. We are only keeping *names*, not concepts of 'subgenera'.

The decision whether to synonymize or not the names belongs to the 'first revisor', that is, the author who first establishes the phylogeny of the group.

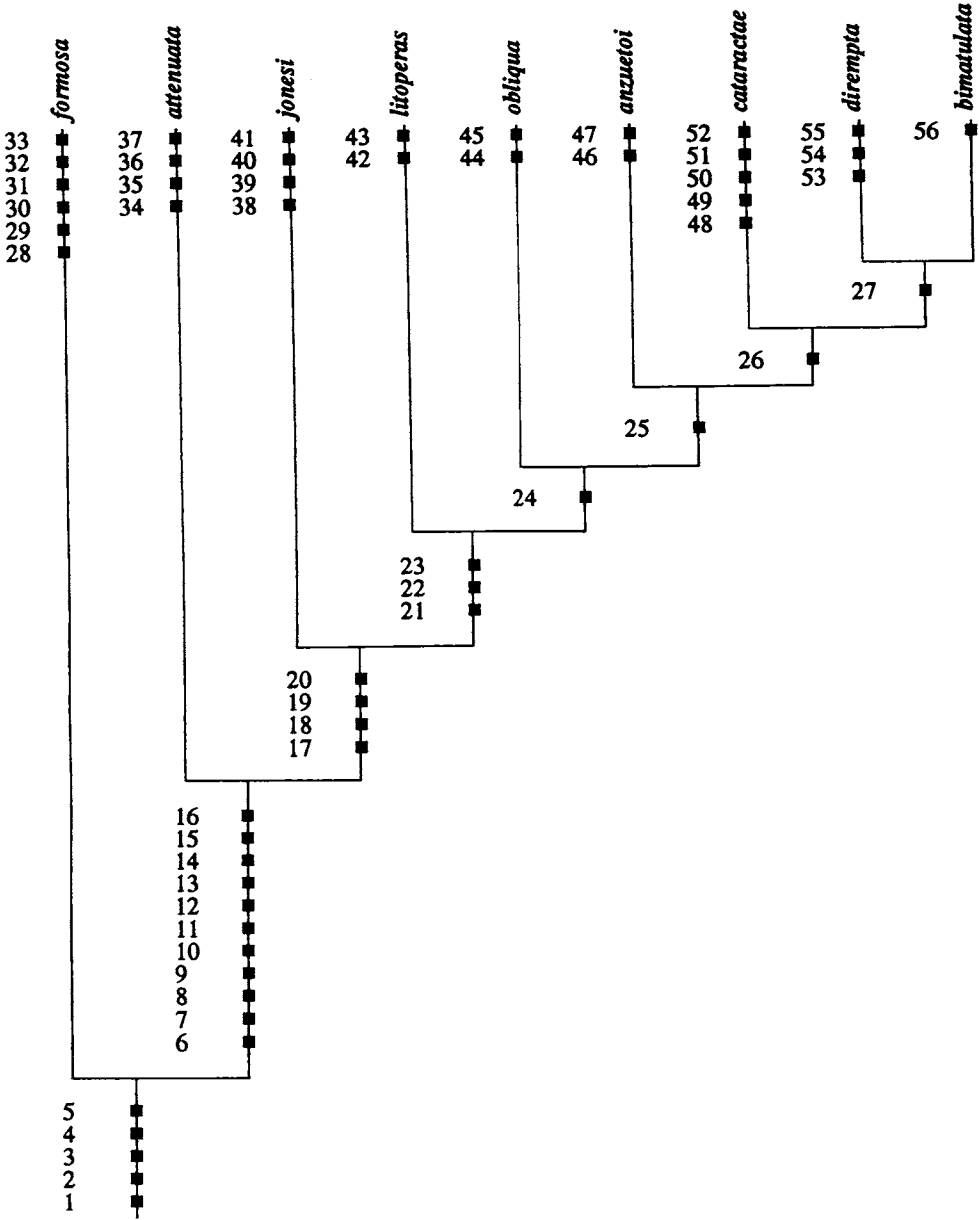


Figure 11.2. Phylogeny of the species of *Heterandria* (adapted from Rosen, 1979).

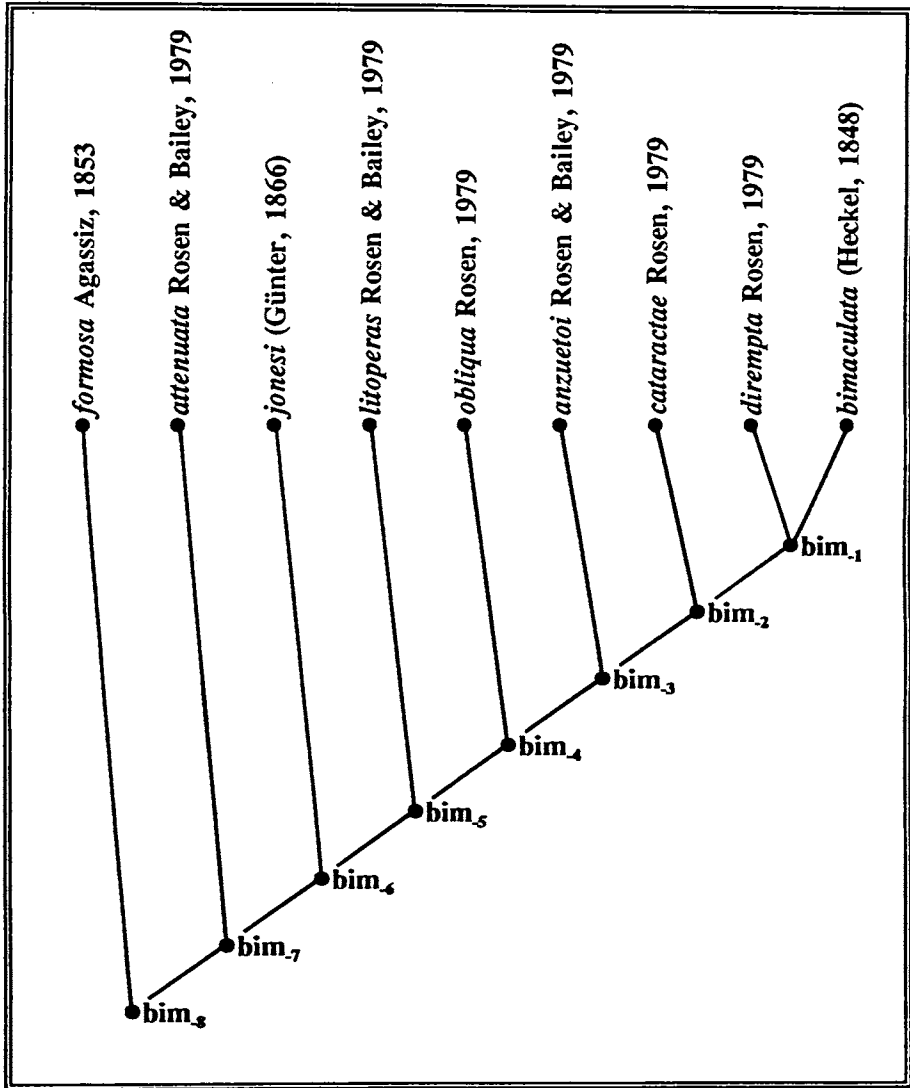


Figure 11.3. Phylogeny of the species of *Heterandria*, using the synonymy of the 'subgenera' *Heterandria* and *Pseudoxiphophorus*.

TABLE 11.2 Classification of P-Heterandria Agassiz, 1853, with *Pseudoxiphophorus* as junior synonym of *Heterandria*

- 1) *H. bimaculata*<sub>8</sub> (Heckel, 1848)
- 2) *H. bimaculata*<sub>7</sub> (Heckel, 1848) : *H. formosa* Agassiz, 1853
- 3) *H. bimaculata*<sub>6</sub> (Heckel, 1848) : *H. attenuata* Rosen & Bailey, 1979
- 4) *H. bimaculata*<sub>5</sub> (Heckel, 1848) : *H. jonesi* (Günther, 1866)
- 5) *H. bimaculata*<sub>4</sub> (Heckel, 1848) : *H. litoperas* Rosen & Bailey, 1979
- 6) *H. bimaculata*<sub>3</sub> (Heckel, 1848) : *H. obliqua* Rosen, 1979
- 7) *H. bimaculata*<sub>2</sub> (Heckel, 1848) : *H. anzuetoii* Rosen, 1979
- 8) *H. bimaculata*<sub>1</sub> (Heckel, 1848) : *H. cataractae* Rosen, 1979
- 9) *H. bimaculata* (Heckel, 1848) : *H. dirempta* Rosen, 1979

TABLE 11.3. Classification of P-Heterandria Agassiz, 1853, maintaining the name of the 'subgenus' *Pseudoxiphophorus*.

- 1) *Heterandria*<sub>1</sub> Agassiz, 1853
- 2) *Heterandria formosa* Agassiz, 1853 :

*Pseudoxiphophorus* Bleeker, 1860 (= *P. bimaculatus*<sub>7</sub> (Heckel, 1848))

- 3) *P. bimaculatus*<sub>6</sub> (Heckel, 1848) : *P. attenuatus* (Rosen & Bailey, 1979)
- 4) *P. bimaculatus*<sub>5</sub> (Heckel, 1848) : *P. jonesi* (Günther, 1866)
- 5) *P. bimaculatus*<sub>4</sub> (Heckel, 1848) : *P. litoperas* (Rosen & Bailey, 1979)
- 6) *P. bimaculatus*<sub>3</sub> (Heckel, 1848) : *P. obliquus* (Rosen, 1979)
- 7) *P. bimaculatus*<sub>2</sub> (Heckel, 1848) : *P. anzuetoii* (Rosen & Bailey, 1979)
- 8) *P. bimaculatus*<sub>1</sub> (Heckel, 1848) : *P. cataractae* (Rosen, 1979)
- 9) *P. bimaculatus* (Heckel, 1848) : *P. diremptus* (Rosen, 1979)

### 11.3. 'Subgenera' that are P-gene

Let's finally consider the hypothetical case of Figure 11.5. Let's suppose it represents the phylogeny of the species of a 'genus' *M-us*, divided into three 'subgenera': (i) *M-us* sensu stricto, with the species *m-us*, *n-us*, *o-us*, *p-us* and *q-us*; (ii) *N-us*, with the species *r-us* and *s-us*; (iii) *O-us*, with the species *t-us*, *u-us*, *v-us* and *x-us*.

As each one of those 'subgenera' constitutes a monophyletic P-genos, we keep the *praenomina* and work with the system as seen, naming the ancestral taxa. The result is shown in Figure 11.5.

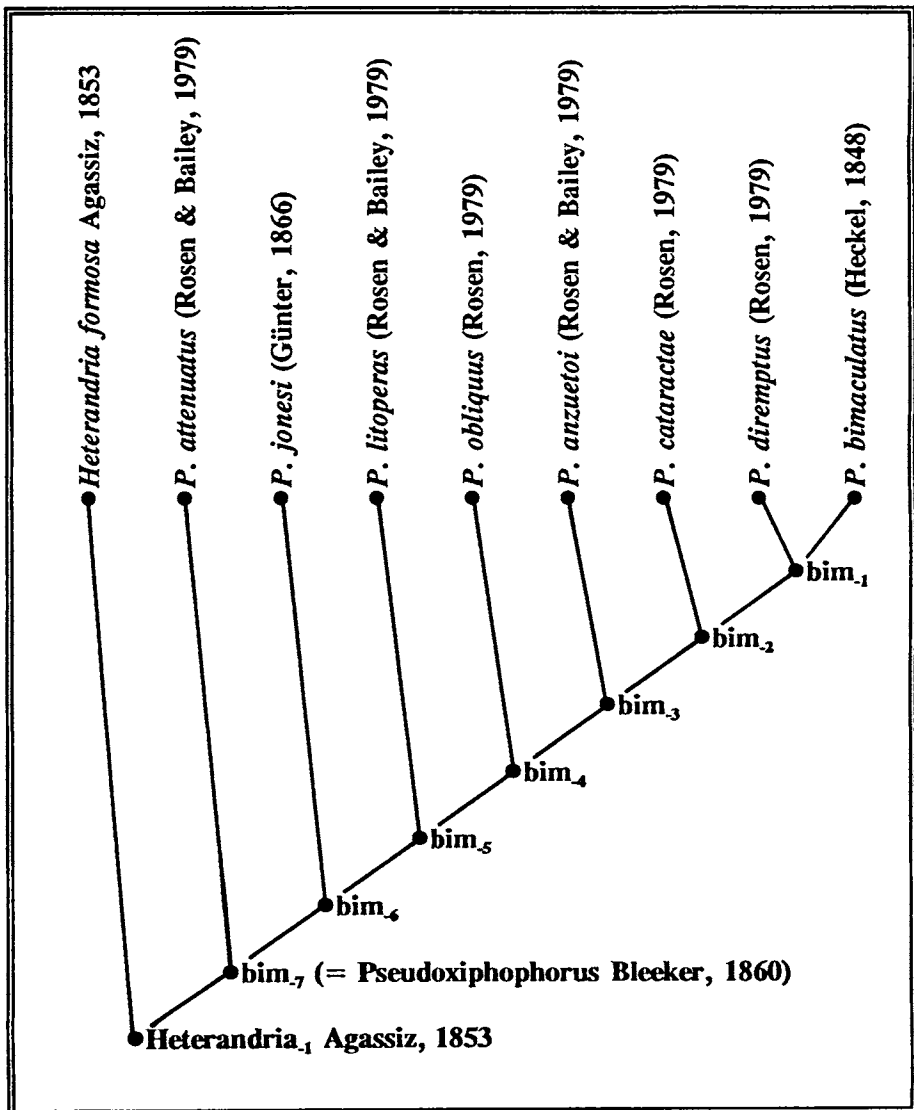


Figure 11.4. Phylogeny of the species of *Heterandria*, without the synonymy of the 'subgenera' *Heterandria* and *Pseudoxiphophorus*.

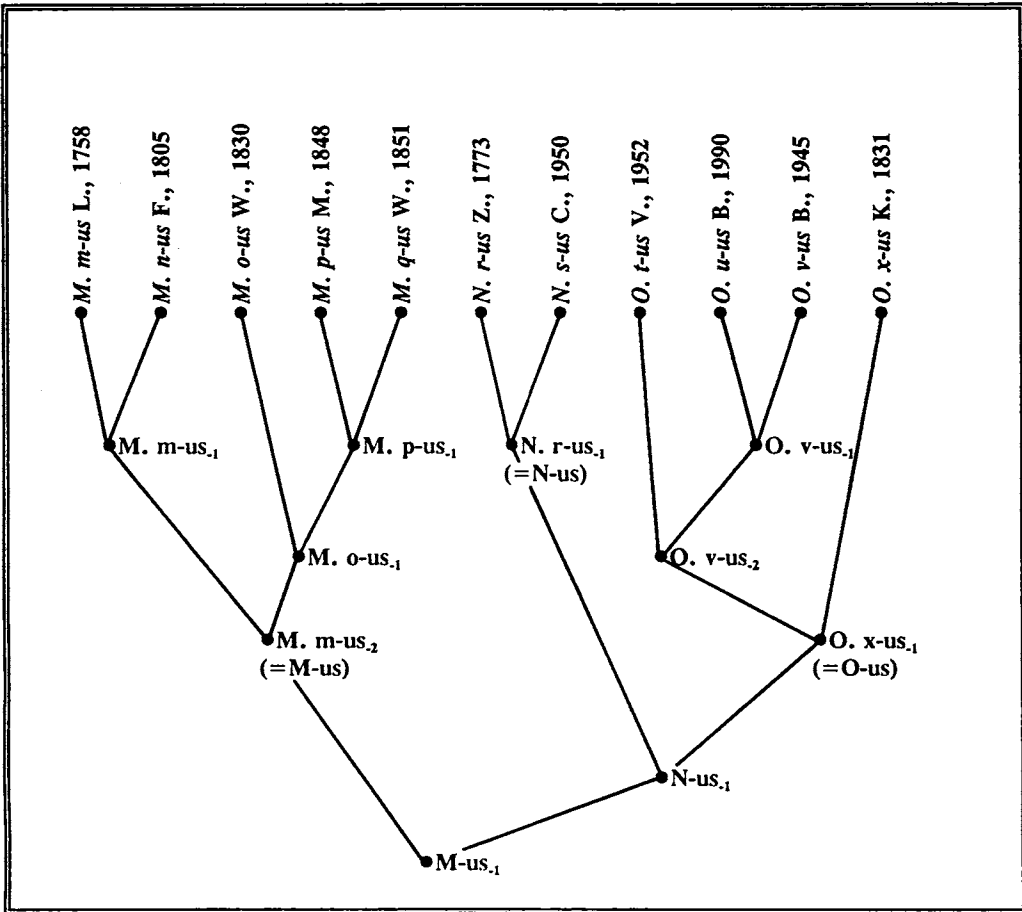


Figure 11.5. Conventions used for phylogenies with 'subgenera' that are P-gene.

12. ON THE STABILITY OF NOMENCLATURE, OR, WHAT HAPPENS WHEN A PHYLOGENY CHANGES?

A few preliminary considerations are necessary in order to discuss what happens, within our new system of nomenclature, when different phylogenies are proposed for the "same" P-genos.

Let's begin by defining what should be understood by 'stability of (biological) nomenclature'. If we denote by T the set of all species (including eidophoronts) and by N the set of 'scientific' names, let  $f_c$  be a function  $f_c: T \rightarrow N$  such that  $f_c$  is a bijective function (i.e., both injective and surjective). The function  $f_c$  is what is commonly called 'the

stability of nomenclature'. In other words, each species must have only one name, and each name must denote only one species (a one-to-one correspondence). This means that, given two different species (or eidophoronts), each must have a different name; conversely, we should never apply two or more different names to the same (and only one) concept (species or eidophoront).

In second place, let's consider what happens when we take species from the old (traditional) taxonomy and transform them into Hennigian species. We are actually reinterpreting the whole thing, as the underlying ontologies (of the traditional taxonomy and of Phylogenetic Systematics) are different. *Musca domestica* was one thing to Linnaeus in 1758, and is

an entirely different concept when we (let's suppose) do the phylogeny of the 'species of the genus *Musca*'. Linnaeus was employing unchangeable 'essences' to define what he called '*Musca domestica*'; we are employing apomorphies. Rigorously, phylogeneticists should employ a different name for their new concept of '*Musca domestica*'. We traditionally baptize, however, with the same name, an essentialist class and an evolutionary species! In this case, we are giving the same ontological value to 'essences' and 'apomorphies', which is (one more) absurd. But let's accept that as a fatality of the historical development of taxonomy.

Let's consider next the situation *within* Phylogenetic Systematics. If two morphospecies exist (and then they are non-comparable, intensionally speaking), they should of course receive two different names. If two eidophoronts exist (and then one of them will be, intensionally speaking, a proper part of the other), this indicates that one precedes the other in time (is the 'ancestor' of the other) and, also in this case, should receive different names.

One more consideration: when we take a name (a binomen), for instance, *Musca domestica* Linnaeus, 1758, defined in an essentialist way, and reinterpret it at the light of Phylogenetic

Systematics, we end up with an entirely new concept. To avoid the absurdity of considering as equivalent 'essences' and 'apomorphies', we should use the following device: using, for instance, the formula *Musca domestica* Linnaeus, 1758 *sensu* X., 1980 (or, abbreviately, *Musca domestica* Linnaeus, 1758 s. X., 1980), where 'X., 1980' refers to the author (and his paper) who reinterpreted Linnaeus' essentialist concept at the light of Phylogenetic Systematics. It goes without saying that two different authors may reinterpret the same traditional concept in different ways (as different sets of apomorphies which, notwithstanding, will have a non-empty intersection). In this case, we could have, for instance, *Musca domestica* Linnaeus, 1758 s. X., 1980, and *Musca domestica* Linnaeus, 1758 s. Y., 1985.

In the sequence we will demonstrate that our new system of nomenclature, using the above devices, insures, in a very rigorous way, the desideratum of 'the stability of nomenclature'.

Let's illustrate this by an example. Let's consider the phylogeny of P-Heterandria Agassiz, 1853 (*sensu* Rosen, 1979), as shown in our Figure 11.2. The intensions of all the elements (species and eidophoronts) of this P-genos is given in Table 12.1:

TABLE 12.1. Intensions of the species and eidophoronts of P-Heterandria Agassiz, 1853 (according to Rosen, 1979)

- 1) *H. bimaculata*-<sub>4</sub> (Heckel, 1848) s. Rosen, 1979 = {1, 2, 3, 4, 5}
- 2) *H. formosa* Agassiz, 1853 s. Rosen, 1979 = {1, 2, 3, 4, 5, 28, 29, 30, 31, 32, 33}
- 3) *H. bimaculata*-<sub>7</sub> (Heckel, 1848) s. Rosen, 1979 = {1, 2, 3, 4, 5, 6, 7, 8, 9, 10, 11, 12, 13, 14, 15, 16}
- 4) *H. attenuata* Rosen & Bailey, 1979 = {1, 2, 3, 4, 5, 6, 7, 8, 9, 10, 11, 12, 13, 14, 15, 16, 34, 35, 36, 37}
- 5) *H. bimaculata*-<sub>6</sub> (Heckel, 1848) s. Rosen, 1979 = {1, 2, 3, 4, 5, 6, 7, 8, 9, 10, 11, 12, 13, 14, 15, 16, 17, 18, 19, 20}
- 6) *H. jonesi* (Günther, 1866) s. Rosen, 1979 = {1, 2, 3, 4, 5, 6, 7, 8, 9, 10, 11, 12, 13, 14, 15, 16, 17, 18, 19, 20, 38, 39, 40, 41}
- 7) *H. bimaculata*-<sub>3</sub> (Heckel, 1848) s. Rosen, 1979 = {1, 2, 3, 4, 5, 6, 7, 8, 9, 10, 11, 12, 13, 14, 15, 16, 17, 18, 19, 20, 21, 22, 23}
- 8) *H. litoparas* Rosen & Bailey, 1979 = {1, 2, 3, 4, 5, 6, 7, 8, 9, 10, 11, 12, 13, 14, 15, 16, 17, 18, 19, 20, 21, 22, 23, 42, 43}
- 9) *H. bimaculata*-<sub>4</sub> (Heckel, 1848) s. Rosen, 1979 = {1, 2, 3, 4, 5, 6, 7, 8, 9, 10, 11, 12, 13, 14, 15, 16, 17, 18, 19, 20, 21, 22, 23, 24}
- 10) *H. obliqua* Rosen, 1979 = {1, 2, 3, 4, 5, 6, 7, 8, 9, 10, 11, 12, 13, 14, 15, 16, 17, 18, 19, 20, 21, 22, 23, 24, 44, 45}
- 11) *H. bimaculata*-3 (Heckel, 1848) s. Rosen, 1979 = {1, 2, 3, 4, 5, 6, 7, 8, 9, 10, 11, 12, 13, 14, 15, 16, 17, 18, 19, 20, 21, 22, 23, 24, 25}
- 12) *H. anzuetoi* Rosen, 1979 = {1, 2, 3, 4, 5, 6, 7, 8, 9, 10, 11, 12, 13, 14, 15, 16, 17, 18, 19, 20, 21, 22, 23, 24, 25, 46, 47}
- 13) *H. bimaculata*-<sub>7</sub> (Heckel, 1848) s. Rosen, 1979 = {1, 2, 3, 4, 5, 6, 7, 8, 9, 10, 11, 12, 13, 14, 15, 16, 17, 18, 19, 20, 21, 22, 23, 24, 25, 26,}
- 14) *H. cataractae* Rosen, 1979 = {1, 2, 3, 4, 5, 6, 7, 8, 9, 10, 11, 12, 13, 14, 15, 16, 17, 18, 19, 20, 21, 22, 23, 24, 25, 26, 48, 49, 50, 51, 52}
- 15) *H. bimaculata*-1 (Heckel, 1848) s. Rosen, 1979 = {1, 2, 3, 4, 5, 6, 7, 8, 9, 10, 11, 12, 13, 14, 15, 16, 17, 18, 19, 20, 21, 22, 23, 24, 25, 26, 27}
- 16) *H. dirempta* Rosen, 1979 = {1, 2, 3, 4, 5, 6, 7, 8, 9, 10, 11, 12, 13, 14, 15, 16, 17, 18, 19, 20, 21, 22, 23, 24, 25, 26, 27, 53, 54, 55}
- 17) *H. bimaculata* (Heckel, 1848) s. Rosen, 1979 = {1, 2, 3, 4, 5, 6, 7, 8, 9, 10, 11, 12, 13, 14, 15, 16, 17, 18, 19, 20, 21, 22, 23, 24, 25, 26, 27, 56}



There is a one-to-one correspondence between taxa (be them morphospecies or eidophoronts) and names.

The classification results as shown in Table 12.2:

TABLE 12.2

Classification of P-Heterandria Agassiz, 1853  
sensu Rosen, 1979

- 1) *H. bimaculata*<sub>8</sub> (Heckel, 1848) s. Rosen, 1979
- 2) *H. bimaculata*<sub>7</sub> (Heckel, 1848) s. Rosen, 1979 :  
*H. formosa* Agassiz, 1853 s. Rosen 1979
- 3) *H. bimaculata*<sub>6</sub> (Heckel, 1848) s. Rosen, 1979 :  
*H. attenuata* Rosen & Bailey, 1979
- 4) *H. bimaculata*<sub>5</sub> (Heckel, 1848) s. Rosen, 1979 :  
*H. jonesi* (Günther, 1866) s. Rosen, 1979
- 5) *H. bimaculata*<sub>4</sub> (Heckel, 1848) s. Rosen, 1979:  
*H. litoperas* Rosen & Bailey, 1979
- 6) *H. bimaculata*<sub>3</sub> (Heckel, 1848) s. Rosen, 1979:  
*H. obliqua* Rosen, 1979
- 7) *H. bimaculata*<sub>2</sub> (Heckel, 1848) s. Rosen, 1979:  
*H. anzuetoii* Rosen, 1979
- 8) *H. bimaculata*<sub>1</sub> (Heckel, 1848) s. Rosen, 1979:  
*H. cataractae* Rosen 1979
- 9) *H. bimaculata* (Heckel, 1848) s. Rosen, 1979:  
*H. dirempta* Rosen, 1979

Let's suppose now that the author G, in 1993, introduces two new species in this group, and proposes the phylogeny shown in Figure 12.1 Let's suppose that the intensions of the species and eidophoronts of this P-genos are as shown in Table 12.3:

TABLE 12.3. Intensions of the species and eidophoronts of P-Heterandria Agassiz, 1853  
(according to G., 1993)

- 1) *H. bimaculata*<sub>10</sub> (Heckel, 1848) s. G., 1993 = {1, 2, 3, 4, 5}
- 2) *H. formosa* Agassiz, 1853 s. Rosen, 1979 = {1, 2, 3, 4, 5, 28, 29, 30, 31, 32, 33}
- 3) *H. bimaculata*<sub>-</sub> (Heckel, 1848) s. G., 1993 = {1, 2, 3, 4, 5, 6, 7, 8, 9, 10, 11, 12, 13, 14, 15, 16}
- 4) *H. x-ana* G., 1993 = {1, 2, 3, 4, 5, 6, 7, 8, 9, 10, 11, 12, 13, 14, 15, 16, 57}
- 5) *H. bimaculata*<sub>-</sub> (Heckel, 1848) s. G., 1993 = {1, 2, 3, 4, 5, 6, 7, 8, 9, 10, 11, 12, 13, 14, 15, 16, 58}
- 6) *H. attenuata* Rosen & Bailey, 1979 s. G., 1993 = {1, 2, 3, 4, 5, 6, 7, 8, 9, 10, 11, 12, 13, 14, 15, 16, 34, 35, 36, 37, 58}
- 7) *H. bimaculata*<sub>-</sub> (Heckel, 1848) s. G., 1993 = {1, 2, 3, 4, 5, 6, 7, 8, 9, 10, 11, 12, 13, 14, 15, 16, 17, 18, 19, 20, 58}
- 8) *H. jonesi* (Günther, 1866) s. G., 1993 = {1, 2, 3, 4, 5, 6, 7, 8, 9, 10, 11, 12, 13, 14, 15, 16, 17, 18, 19, 20, 38, 39, 40, 41, 58}
- 9) *H. bimaculata*<sub>-</sub> (Heckel, 1848) s. G., 1993 = {1, 2, 3, 4, 5, 6, 7, 8, 9, 10, 11, 12, 13, 14, 15, 16, 17, 18, 19, 20, 21, 22, 23, 58}
- 10) *H. litoperas* Rosen & Bailey, 1979 s. G., 1993 = {1, 2, 3, 4, 5, 6, 7, 8, 9, 10, 11, 12, 13, 14, 15, 16, 17, 18, 19, 20, 21, 22, 23, 42, 43, 58}
- 11) *H. bimaculata*<sub>-</sub> (Heckel, 1848) s. G., 1993 = {1, 2, 3, 4, 5, 6, 7, 8, 9, 10, 11, 12, 13, 14, 15, 16, 17, 18, 19, 20, 21, 22, 23, 24, 58}
- 12) *H. obliqua* Rosen, 1979 s. G., 1993 = {1, 2, 3, 4, 5, 6, 7, 8, 9, 10, 11, 12, 13, 14, 15, 16, 17, 18, 19, 20, 21, 22, 23, 24, 44, 45, 58}
- 13) *H. bimaculata*<sub>-</sub> Rosen, 1979 s. G., 1993 = {1, 2, 3, 4, 5, 6, 7, 8, 9, 10, 11, 12, 13, 14, 15, 16, 17, 18, 19, 20, 21, 22, 23, 24, 25, 58}
- 14) *H. anzuetoii* Rosen, 1979 s. G., 1993 = {1, 2, 3, 4, 5, 6, 7, 8, 9, 10, 11, 12, 13, 14, 15, 16, 17, 18, 19, 20, 21, 22, 23, 24, 25, 46, 47, 58}
- 15) *H. bimaculata*<sub>-</sub> (Heckel, 1848) s. G., 1993 = {1, 2, 3, 4, 5, 6, 7, 8, 9, 10, 11, 12, 13, 14, 15, 16, 17, 18, 19, 20, 21, 22, 23, 24, 25, 58, 59}
- 16) *H. y-ana* G., 1993 = {1, 2, 3, 4, 5, 6, 7, 8, 9, 10, 11, 12, 13, 14, 15, 16, 17, 18, 19, 20, 21, 22, 23, 24, 25, 58, 59, 60}
- 17) *H. bimaculata*<sub>-2</sub> (Heckel, 1848) s. G., 1993 = {1, 2, 3, 4, 5, 6, 7, 8, 9, 10, 11, 12, 13, 14, 15, 16, 17, 18, 19, 20, 21, 22, 23, 24, 25, 26, 58, 59, 60}
- 18) *H. cataractae* Rosen, 1979 s. G., 1993 = {1, 2, 3, 4, 5, 6, 7, 8, 9, 10, 11, 12, 13, 14, 15, 16, 17, 18, 19, 20, 21, 22, 23, 24, 25, 26, 48, 49, 50, 51, 52, 58, 59, 60}
- 19) *H. bimaculata*<sub>-7</sub> (Heckel, 1848) s. G., 1993 = {1, 2, 3, 4, 5, 6, 7, 8, 9, 10, 11, 12, 13, 14, 15, 16, 17, 18, 19, 20, 21, 22, 23, 24, 25, 26, 27, 58, 59, 60}
- 20) *H. dirempta* Rosen, 1979 s. G., 1993 = {1, 2, 3, 4, 5, 6, 7, 8, 9, 10, 11, 12, 13, 14, 15, 16, 17, 18, 19, 20, 21, 22, 23, 24, 25, 26, 27, 53, 54, 55, 58, 59, 60}
- 21) *H. bimaculata* (Heckel, 1858) s. G., 1993 = {1, 2, 3, 4, 5, 6, 7, 8, 9, 10, 11, 12, 13, 14, 15, 16, 17, 18, 19, 20, 21, 22, 23, 24, 25, 26, 27, 56, 58, 59, 60}

Comparing Tables 12.1 and 12.3 we notice that:

1. *H. bimaculata*<sub>8</sub> (Heckel, 1848) s. Rosen, 1979 and *H. bimaculata*<sub>10</sub> (Heckel, 1848) s. G., 1993 are synonyms. The valid name will be *H. bimaculata*<sub>10</sub> (Heckel, 1848) s. G., 1993, if G.'s hypothesis is accepted.
2. *H. formosa* Agassiz s. Rosen, 1979 and *H. formosa* Agassiz s. G., 1993 are synonyms (as they have the same intension). In this case, in G.'s system (1993) we indicate this by writing: *H. formosa* Agassiz, 1853 s. Rosen, 1979 and G., 1993.
3. *H. bimaculata*<sub>7</sub> (Heckel, 1848) s. Rosen, 1979 and *H. bimaculata*<sub>9</sub> (Heckel, 1848) s. G., 1993 are synonyms. The valid name will be *H. bimaculata*<sub>9</sub> (Heckel, 1848) s. G., 1993 (= *H. bimaculata*<sub>7</sub> (Heckel, 1848) s. Rosen, 1979).
4. *H. attenuata* Rosen & Bailey, 1979 is *not* a synonym of *H. attenuata* Rosen & Bailey, 1979 s. G., 1993. Notice that the former is an *eidophoront* in relation to the latter (intensionally, it is a proper part of the latter).
5. *H. bimaculata*<sub>6</sub> (Heckel, 1848) s. Rosen, 1979 is an *eidophoront* in relation to *H. bimaculata*<sub>7</sub> (Heckel, 1848) s. G., 1993 (and therefore *not* a synonym).
6. *H. jonesi* (Günther, 1866) s. Rosen, 1979 is an *eidophoront* in relation to *H. jonesi* (Günther, 1866) s. G., 1993 (and, therefore *not* a synonym).
7. *H. bimaculata*<sub>5</sub> (Heckel, 1848) s. Rosen, 1979 is an *eidophoront* in relation to *H. bimaculata*<sub>6</sub> (Heckel, 1848) s. G., 1993.
8. *H. litoperas* Rosen & Bailey, 1979 is an *eidophoront* in relation to *H. litoperas* Rosen & Bailey, 1979 s. G., 1993.
9. *H. bimaculata*<sub>4</sub> (Heckel, 1848) s. Rosen 1979, is an *eidophoront* in relation to *H. bimaculata*<sub>5</sub> (Heckel, 1848) s. G., 1993.
10. *H. obliqua* Rosen, 1979 is an *eidophoront* in relation to *H. obliqua* Rosen, 1979 s. G., 1993.
11. *H. bimaculata*<sub>3</sub> (Heckel, 1848) s. Rosen, 1979 is an *eidophoront* in relation to *H. bimaculata*<sub>4</sub> (Heckel, 1848) s. G., 1993.
12. *H. anzuetoii* Rosen, 1979 is an *eidophoront* in relation to *H. anzuetoii* Rosen, 1979 s. G., 1993.
13. *H. bimaculata*<sub>2</sub> (Heckel, 1848) s. Rosen, 1970 is an *eidophoront* in relation to *H. bimaculata*<sub>2</sub> (Heckel, 1848) s. G., 1993. Notice that, although both names have the same negative subindex, they refer to different concepts.
14. *H. cataractae* Rosen, 1979 is an *eidophoront* in relation to *H. cataractae* Rosen, 1979 s. G., 1993.
15. *H. bimaculata*<sub>1</sub> (Heckel, 1848) s. Rosen, 1979 is an *eidophoront* in relation to *H. bimaculata*<sub>1</sub> (Heckel, 1848) s. G., 1993. The same remark made above (13) applies to this case.
16. *H. dirempta* Rosen, 1979 is an *eidophoront* in relation to *H. dirempta* Rosen, 1979 s. G., 1993.
17. *H. bimaculata* (Heckel, 1848) s. Rosen, 1979 is an *eidophoront* in relation to *H. bimaculata* (Heckel, 1848) s. G., 1993.

Therefore, in this (hypothetical) case of alteration in a phylogeny, only two cases of synonymy occur. Each of the other names apply univocally to a different taxon.

Notice that in G.'s phylogeny we can include Rosen's phylogeny, since it is a proper subsystem of the first. Our new method of nomenclature presents also this advantage: in certain cases, from one (more recent) phylogeny, we may retrieve another (previous) phylogeny. Figure 12.3 illustrates how this can be done, and the resulting classification is given in Table 12.4.

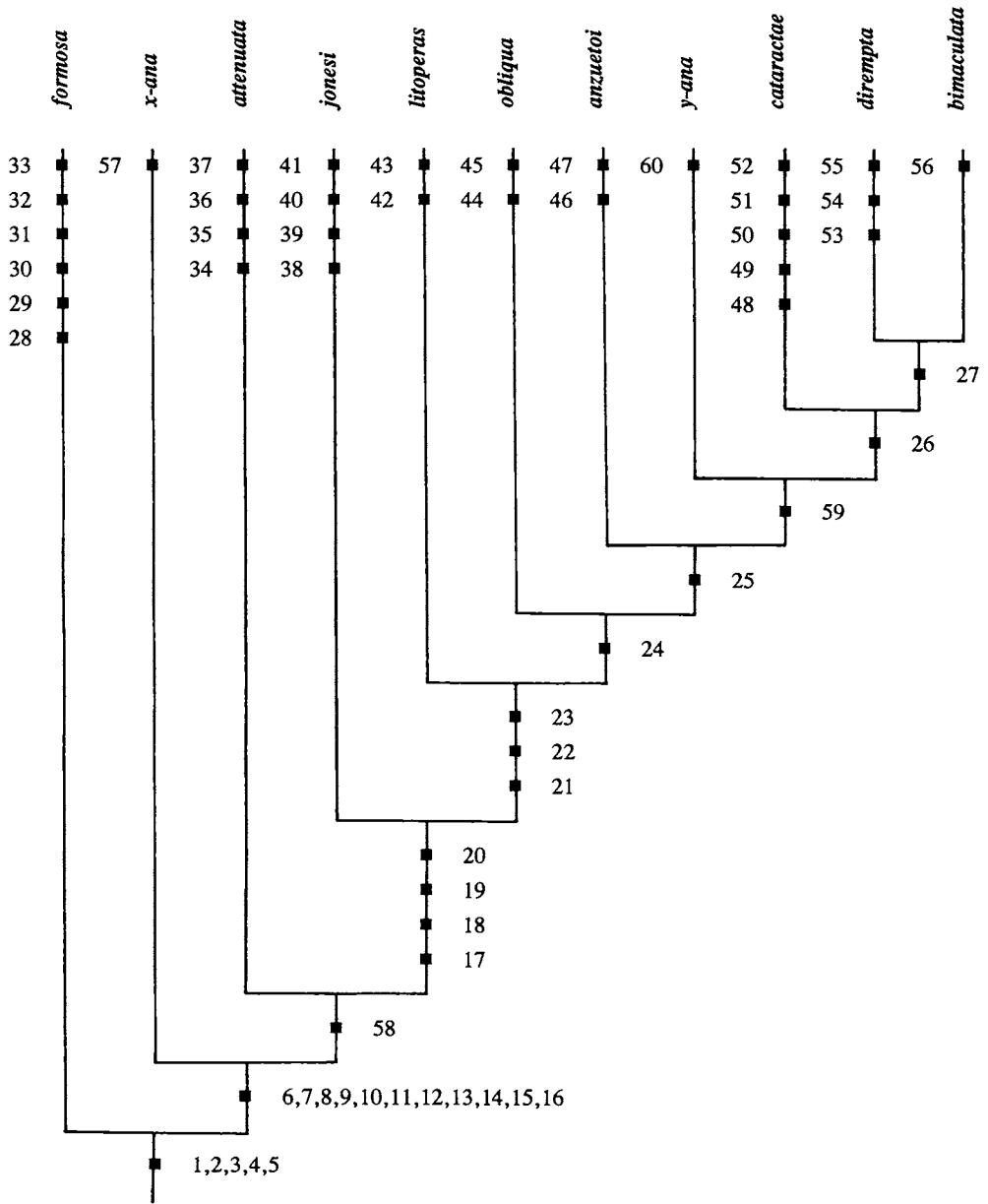


Figure 12.1. Hypothetical phylogeny of the species of *Heterandria*, according to a fictitious author G., 1993.

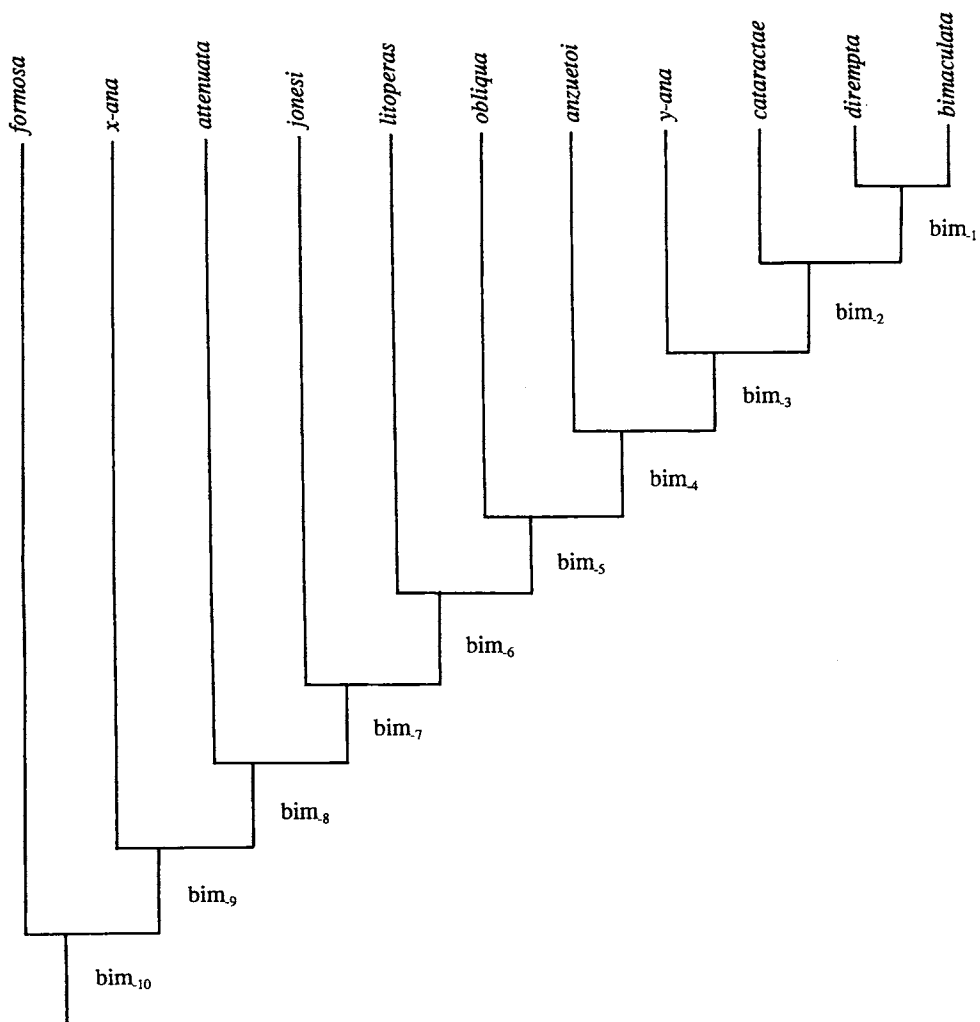


Figure 12.2. Phylogeny of the species of *Heterandria* according to G., 1993, with all the ancestral eidophoronts named.

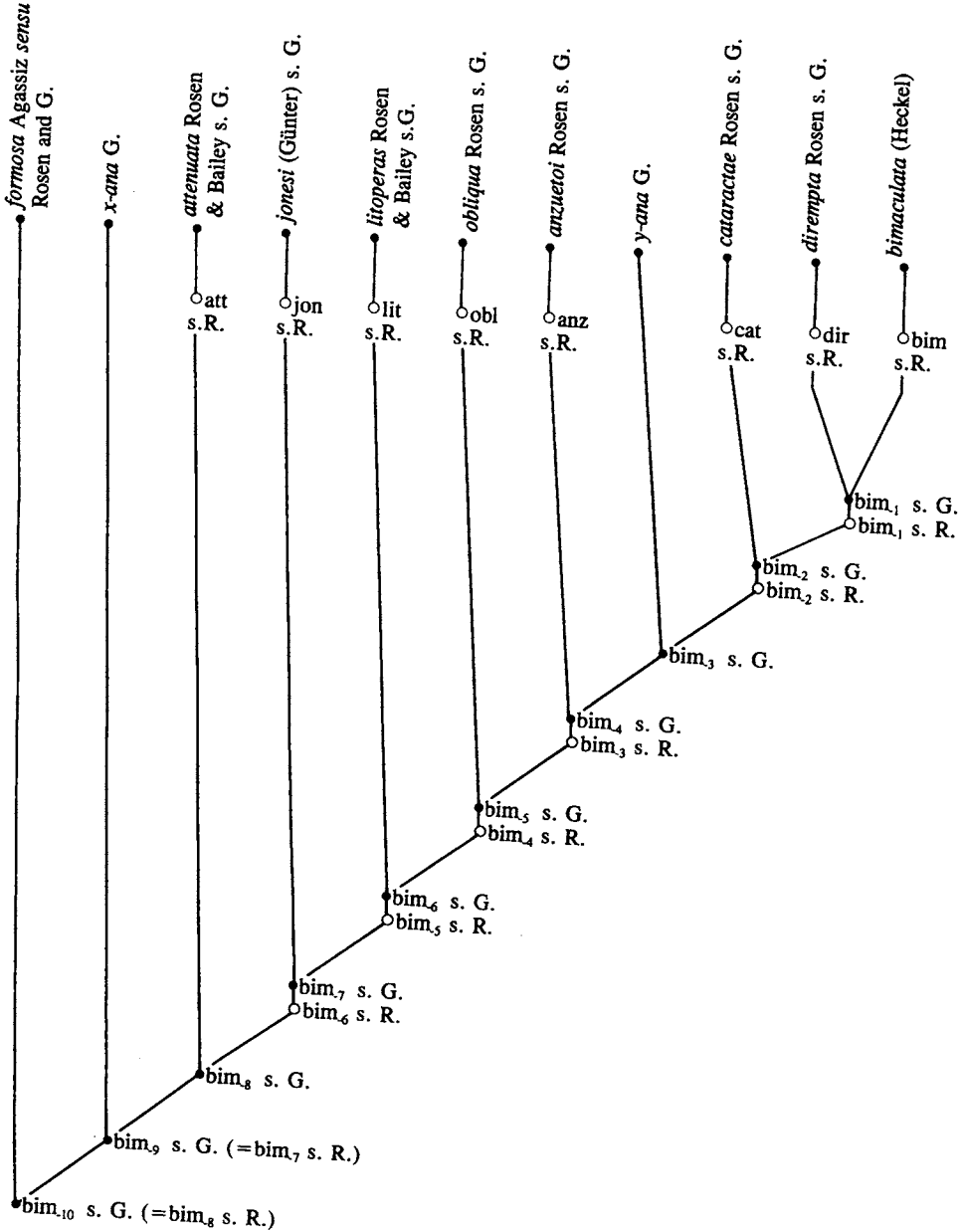


Figure 12.3. Rosen's (1979) phylogeny of the species of *Heterandria* included in G's (1993) phylogeny of the same group with two additional species.

TABLE 12.4. Classification of P-Heterandria Agassiz, 1853 *sensu* G., 1993  
( $\supset$  *sensu* Rosen, 1979)

- 1) *H. bimaculata*<sub>10</sub> (Heckel, 1848) s. G., 1993 (= *H. bimaculata*<sub>4</sub> (Heckel, 1848) s. Rosen 1979)
- 2) *H. bimaculata*<sub>9</sub> (Heckel, 1848) s. G., 1993 (= *H. bimaculata*<sub>3</sub> (Heckel, 1848) s. Rosen, 1979) : *H. formosa* Agassiz, 1853 *sensu* Rosen, 1979 and G., 1993
- 3) *H. bimaculata*<sub>4</sub> (Heckel, 1848) s. G., 1993 : *H. x-ana* G., 1993
- 4) *H. bimaculata*<sub>7</sub> (Heckel, 1848) s. G., 1993 ( $\supset$  *H. bimaculata*<sub>4</sub> (Heckel, 1848) s. Rosen, 1979) : *H. attenuata* Rosen & Bailey, 1979 s. G., 1993 ( $\subset$  *H. attenuata* Rosen & Bailey, 1979).
- 5) *H. bimaculata*<sub>6</sub> (Heckel, 1848) s. G., 1993 ( $\subset$  *H. bimaculata*<sub>3</sub> (Heckel, 1848) s. Rosen, 1979) : *H. jonesi* (Günther, 1866) s. G., 1993 ( $\subset$  *H. jonesi* (Günther, 1866) s. Rosen 1979)
- 6) *H. bimaculata*<sub>3</sub> (Heckel, 1848) s. G., 1993 ( $\supset$  *H. bimaculata*<sub>4</sub> (Heckel, 1848) s. Rosen, 1979) : *H. litoperas* Rosen & Bailey, 1979 s. G., 1993 ( $\supset$  *H. litoperas* Rosen & Bailey, 1979)
- 7) *H. bimaculata*<sub>4</sub> (Heckel, 1848) s. G., 1993 ( $\supset$  *H. bimaculata*<sub>3</sub> (Heckel, 1848) s. Rosen, 1979) : *H. obliqua* Rosen, 1979 s. G., 1993 ( $\supset$  *H. obliqua* Rosen, 1979)
- 8) *H. bimaculata*<sub>3</sub> (Heckel, 1848) s. G., 1993 : *H. anzueto* Rosen, 1979 s. G., 1993 ( $\supset$  *H. anzueto* Rosen, 1979)
- 9) *H. bimaculata*<sub>2</sub> (Heckel, 1848) s. G., 1993 ( $\supset$  *H. bimaculata* (Heckel, 1848) s. Rosen, 1979) : *H. y-ana* G., 1993
- 10) *H. bimaculata*<sub>1</sub> (Heckel, 1848) s. G., 1993 ( $\supset$  *H. bimaculata* (Heckel, 1848) s. Rosen, 1979) : *H. cataractae* Rosen, 1979 s. G., 1993 ( $\supset$  *H. cataractae* Rosen, 1979)
- 11) *H. bimaculata* (Heckel, 1848) s. G., 1993 ( $\supset$  *H. bimaculata* (Heckel, 1848) s. Rosen, 1979) : *H. dirempta* Rosen, 1979 s. G., 1993 ( $\supset$  *H. dirempta* Rosen, 1979).

Let's now consider some other cases.

A. Two or more different phylogenies for the same C-genos, occasioned by the occurrence of homoplasies

Let's imagine that W., 1980, found two possible phylogenies for the same C-genos, as illustrated in Figure 12.4:

$C_1$  L., 1758 s. W., 1980 (version 1) is neither a synonym nor a homonym of  $C_1$  L., 1758 s. W., 1980 (version 2).  $C_1$  L., 1859 s. W., 1980 (version 2) = {3, 4}, whereas  $C_1$  L., 1758 s. W., 1980 (version 1) = {9, 10, 11, 12, 13, 14, 15}. Different taxa must have different names (version 1 is different from version 2).

On the other hand,  $C_2$  L., 1758 s. W., 1980 (version 1) is a synonym of  $C_2$  L., 1758 s. W., 1980 (version 2) and should be synonymized. We could write, for instance,  $C_2$  L., 1758 s. W., 1980 (version 1 = version 2).

B. Resolution of a polytomy

Let's imagine that X (1978) published the following phylogeny (Figure 12.5):

Then S. (1985) restudied the group and resolved the polytomy, with the discovery of new apomorphies, presenting the following phylogeny (Figure 12.6):

It is obvious that  $A_1$  s. S., 1985 differs from  $A_1$  s. X., 1978;  $A_2$  s. S., 1985 is different from  $A_2$  s. X., 1978;  $A_3$  s. S., 1985 is a synonym of  $A_1$  s. X., 1978;  $A_4$  s. S., 1985 is a synonym of  $A_2$  s. X., 1978. If S., 1985's hypothesis is valid then X.'s 1978 classification can also be included in S.'s 1985 classification, as was done above in the case of *Heterandria*. The classification of this group will be:

- 1)  $A_4$  s. S., 1985 (=  $A_2$  s. X., 1978)
- 2)  $A_3$  s. S., 1985 (=  $A_1$  s. X., 1978) : E s. X., 1978 and S., 1985
- 3)  $A_2$  s. S., 1985 : B s. X., 1978 and S., 1985
- 4)  $A_1$  s. S., 1985 : C s. S., 1985 ( $\supset$  C s. X., 1978)
- 5) A s. S., 1985 ( $\supset$  A s. X., 1978) : D s. S., 1985 ( $\supset$  D s. X., 1978).

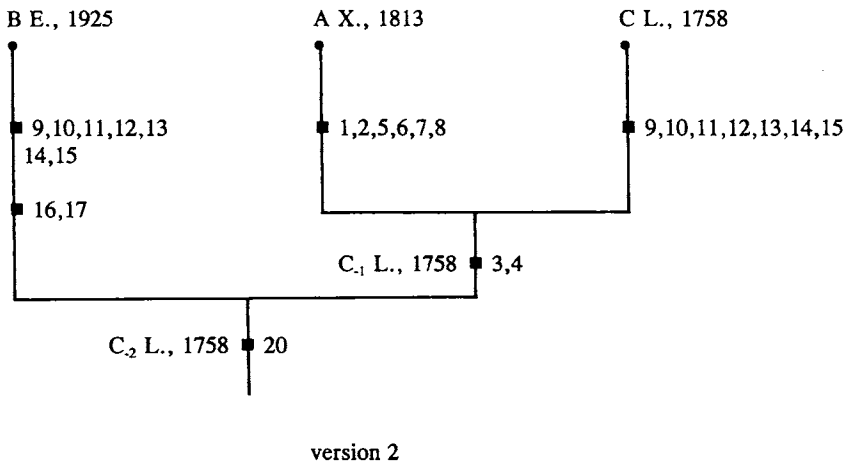
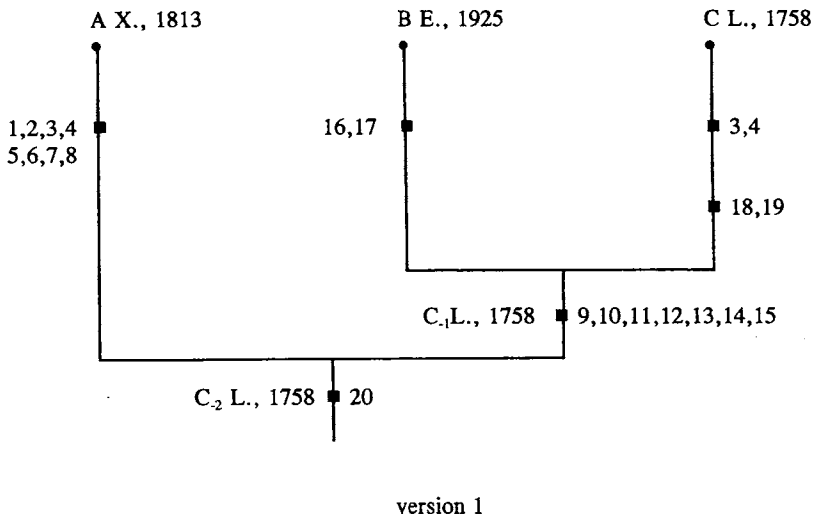


Figure 12.4. Two possible phylogenies of the same group, due to the presence of homoplasies.

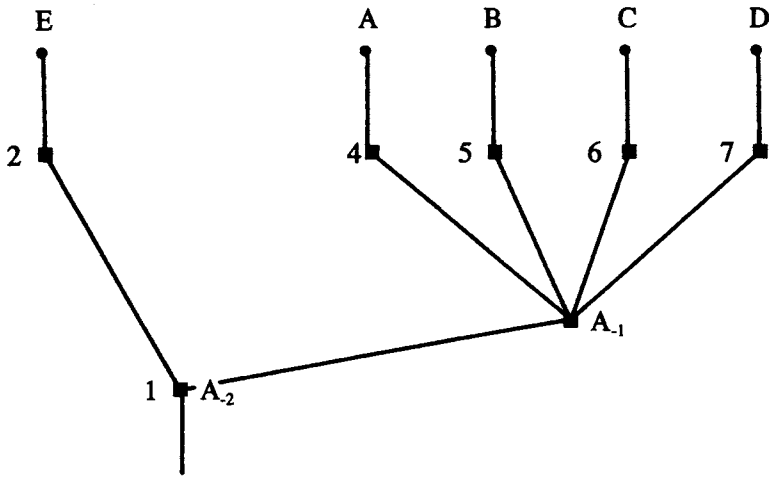


Figure 12.5. Hypothetical phylogeny of the group *A-us* published by X (1978).

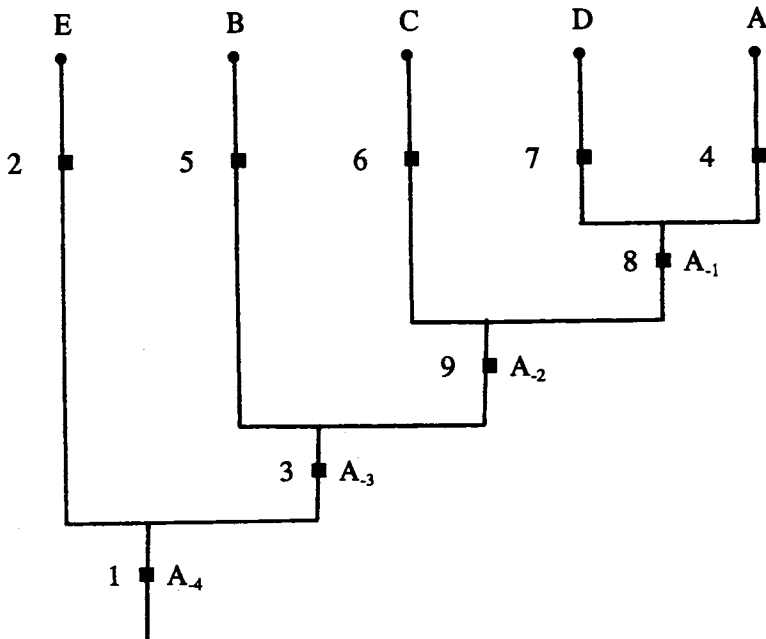


Figure 12.6. Hypothetical phylogeny of the group *A-us* published by S. (1985).



## APPENDIX I

LIST OF THE ZOOLOGICAL LINNAEAN *PRAENOMINA* BY ORDER OF PRIORITY (LINNAEUS, 1758. SYST. NAT. ED. X)

(Mammalia)	<i>Falco</i> : 88
	<i>Strix</i> : 92
<i>Homo</i> : 20	<i>Lanius</i> : 93
<i>Simia</i> : 25	<i>Psittacus</i> : 96
<i>Lemur</i> : 29	<i>Ramphastos</i> : 103
<i>Vespertilio</i> : 31	<i>Buceros</i> : 104
<i>Elephas</i> : 33	<i>Crotophaga</i> : 105a
<i>Trichechus</i> : 34a	<i>Corvus</i> : 105b
<i>Bradypus</i> : 34b	<i>Coracias</i> : 107
<i>Myrmecophaga</i> : 35	<i>Gracula</i> : 108
<i>Manis</i> : 36	<i>Paradisaea</i> : 110a
<i>Phoca</i> : 37	<i>Cuculus</i> : 110b
<i>Canis</i> : 38	<i>Jynx</i> : 112a
<i>Felis</i> : 41	<i>Picus</i> : 112b
<i>Viverra</i> : 43	<i>Sitta</i> : 115a
<i>Mustela</i> : 45	<i>Alcedo</i> : 115b
<i>Ursus</i> : 47	<i>Merops</i> : 117a
<i>Sus</i> : 49	<i>Upupa</i> : 117b
<i>Dasypus</i> : 50	<i>Certha</i> : 118
<i>Erinaceus</i> : 52a	<i>Trochilus</i> : 119
<i>Talpa</i> : 52b	<i>Anas</i> : 122
<i>Sorex</i> : 53	<i>Mergus</i> : 129
<i>Didelphis</i> : 54	<i>Alca</i> : 130
<i>Rhinoceros</i> : 56a	<i>Procellaria</i> : 131
<i>Hystrix</i> : 56b	<i>Diomedea</i> : 132a
<i>Lepus</i> : 57	<i>Pelecanus</i> : 132b
<i>Castor</i> : 58	<i>Phaeton</i> : 134
<i>Mus</i> : 59	<i>Colymbus</i> : 135
<i>Sciurus</i> : 63	<i>Larus</i> : 136
<i>Camelus</i> : 65	<i>Sterna</i> : 137
<i>Moschus</i> : 66a	<i>Ryncops</i> : 138
<i>Cervus</i> : 66b	<i>Phoenicopterus</i> : 139a
<i>Capra</i> : 68	<i>Platalea</i> : 139b
<i>Ovis</i> : 70	<i>Mycteria</i> : 140a
<i>Bos</i> : 71	<i>Tantalus</i> : 140b
<i>Equus</i> : 73	<i>Ardea</i> : 141
<i>Hippopotamus</i> : 74	<i>Scolopax</i> : 145
<i>Monodon</i> : 75a	<i>Tringa</i> : 148
<i>Balaena</i> : 75b	<i>Charadrius</i> : 150
<i>Physeter</i> : 76	<i>Recurvirostra</i> : 151
<i>Delphinus</i> : 77	<i>Haematopotus</i> : 152a
(Aves)	<i>Fulica</i> : 152b
<i>Vultur</i> : 86	<i>Rallus</i> : 153
	<i>Psophia</i> : 154a
	<i>Otis</i> : 154b

*Struthio*: 155  
*Pavo*: 156a  
*Meleagris*: 156b  
*Crax*: 157  
*Phasianus*: 158  
*Tetrao*: 159  
*Columba*: 162  
*Alauda*: 165  
*Sternus*: 167  
*Turdus*: 168  
*Loxia*: 171  
*Emberiza*: 176  
*Fringilla*: 179  
*Motacilla*: 184  
*Parus*: 189  
*Hirundo*: 191  
*Caprimulgus*: 193

## (Reptilia)

*Testudo*: 197  
*Draco*: 199  
*Lacerta*: 200  
*Rana*: 210  
*Crotalus*: 214  
*Coluber*: 216  
*Anguis*: 227  
*Amphisbaena*: 229a  
*Caecilia*: 229b

## (Pisces)

*Petromyzon*: 230  
*Raja*: 231  
*Squalus*: 233  
*Chimaera*: 236a  
*Lophius*: 236b  
*Acipenser*: 237  
*Muraena*: 244  
*Gymnotus*: 246a  
*Trichiurus*: 246b  
*Anarhichas*: 247  
*Ammodytes*: 247  
*Stromateus*: 248a  
*Xiphias*: 248b  
*Callionymus*: 249  
*Uranoscopus*: 250a  
*Trachinus*: 250b  
*Gadus*: 251  
*Blennius*: 256

*Ophidion*: 259  
*Cyclopterus*: 260a  
*Echeneis*: 260b  
*Coryphaena*: 261  
*Gobius*: 262  
*Cottus*: 264  
*Scorpaena*: 266a  
*Zeus*: 266b  
*Pleuronectes*: 268  
*Chaetodon*: 272  
*Sparus*: 277  
*Labrus*: 282  
*Sciaena*: 288  
*Perca*: 289  
*Gasterosteus*: 295  
*Scomber*: 297  
*Mullus*: 299  
*Trigla*: 300  
*Cobitis*: 303  
*Silurus*: 304  
*Loricaria*: 307  
*Salmo*: 308  
*Fistularia*: 312  
*Esox*: 313  
*Argentina*: 315a  
*Atherina*: 315b  
*Mugil*: 316a  
*Exocoetus*: 316b  
*Polyneumus*: 317a  
*Clupea*: 317b  
*Cyprinus*: 320  
*Mormyrus*: 327a  
*Balistes*: 327b  
*Ostracion*: 330  
*Tetraodon*: 332  
*Diodon*: 334  
*Centriscus*: 336a  
*Syngnathus*: 336b  
*Pegasus*: 338

## (Insecta)

*Scarabaeus*: 345  
*Dermestes*: 354  
*Hister*: 358  
*Silpha*: 359  
*Cassida*: 362  
*Coccinella*: 364  
*Chrysomela*: 368  
*Curculio*: 377  
*Attelabus*: 387  
*Cerambyx*: 388  
*Leptura*: 397  
*Cantharis*: 400  
*Elater*: 404  
*Cicindela*: 407  
*Buprestis*: 408  
*Dytiscus*: 411

- Carabus*: 413  
*Tenebrio*: 417  
*Meloe*: 419  
*Mordella*: 420  
*Necydalis*: 421a  
*Staphylinus*: 421b  
*Forficula*: 423  
*Blatta*: 424  
*Gryllus*: 425a  
*Mantis*: 425b  
*Acrida*: 427a  
*Bulla*: 427b  
*Acheta*: 428  
*Tettigonia*: 429  
*Locustia*: 431  
*Cicada*: 434  
*Notonecta*: 439  
*Nepa*: 440  
*Cimex*: 441  
*Aphis*: 451  
*Chermes*: 453  
*Coccus*: 455  
*Thrips*: 457  
*Papilio*: 458  
*Sphinx*: 489  
*Phalaena*: 495  
*Libellula*: 543  
*Ephemera*: 546  
*Phryganea*: 547  
*Hemerobius*: 549  
*Panorpa*: 551  
*Raphidia*: 552  
*Cynips*: 553  
*Tenthredo*: 555  
*Ichneumon*: 560  
*Sphex*: 569  
*Vespa*: 572  
*Apis*: 574  
*Formica*: 579  
*Mutilla*: 582  
*Oestrus*: 584  
*Tipula*: 585  
*Musca*: 589  
*Tabanus*: 601  
*Culex*: 602  
*Empis*: 603  
*Conops*: 604  
*Asilus*: 605  
*Bombylius*: 606  
*Hippobosca*: 607  
*Lepisma*: 608a  
*Podura*: 608b  
*Termes*: 609  
*Pediculus*: 610  
*Pulex*: 614  
*Acarus*: 615  
*Phalangium*: 618  
*Aranea*: 619  
*Scorpio*: 624  
*Cancer*: 625  
*Monoculus*: 634  
*Oniscus*: 636  
*Scolopendra*: 637  
*Julus*: 639  
  
(Vermes)  
  
*Gordius*: 647a  
*Furia*: 647b  
*Lumbricus*: 647c  
*Ascaris*: 648a  
*Fasciola*: 648b  
*Hirudo*: 649  
*Myxine*: 650  
*Teredo*: 651  
*Limax*: 652  
*Doris*: 653a  
*Tethys*: 653b  
*Nereis*: 654  
*Aphrodita*: 655a  
*Lernaea*: 655b  
*Priapus*: 656a  
*Scyllaea*: 656b  
*Holothuria*: 657  
*Triton*: 658a  
*Sepia*: 658b  
*Medusa*: 659  
*Asterias*: 661  
*Echinus*: 663  
*Chiton*: 667a  
*Lepas*: 667b  
*Pholas*: 669  
*Mya*: 670  
*Solen*: 672  
*Tellina*: 674  
*Cardium*: 678  
*Donax*: 682  
*Venus*: 684  
*Spondylus*: 690  
*Chama*: 691  
*Arca*: 693  
*Ostrea*: 696  
*Anomia*: 700  
*Mytilus*: 704  
*Pinna*: 707  
*Argonauta*: 708  
*Nautilus*: 709  
*Conus*: 712  
*Cypraea*: 718  
*Bula*: 725  
*Voluta*: 729  
*Buccinum*: 734  
*Strombus*: 742  
*Murex*: 746  
*Trochus*: 756  
*Turbo*: 761  
*Helix*: 768  
*Nerita*: 776  
*Haliotis*: 779  
*Patella*: 780  
*Dentalium*: 785  
*Serpula*: 786

*Tubipora*: 789  
*Millepora*: 790  
*Madrepora*: 793  
*Isis*: 799  
*Gorgonia*: 800  
*Alcyonium*: 803a  
*Tubularia*: 803b

*Eschara*: 804  
*Corallina*: 805  
*Sertularia*: 807  
*Hydra*: 816  
*Pennatula*: 818  
*Taenia*: 819  
*Volvox*: 820

## APPENDIX II.

LIST OF THE ZOOLOGICAL LINNAEAN *PRAENOMINA* ALPHABETICALLY ARRANGED  
(LINNAEUS, 1758. SYST. NAT. ED. X).

*Acarus*: 615  
*Acheta*: 428  
*Acipenser*: 237  
*Acrida*: 427a  
*Alauda*: 165  
*Alca*: 130  
*Alcedo*: 115b  
*Alcyonium*: 803a  
*Ammodytes*: 247  
*Amphisbaena*: 229a  
*Anarhichas*: 247  
*Anas*: 122  
*Anguis*: 227  
*Anomia*: 700  
*Aphis*: 451  
*Aphrodita*: 655a  
*Apis*: 574  
*Aranea*: 619  
*Arca*: 693  
*Ardea*: 141  
*Argentina*: 315a  
*Argonauta*: 708  
*Ascaris*: 648a  
*Asilus*: 605  
*Asterias*: 661  
*Atherina*: 315b  
*Attelabus*: 387  
  
*Balaena*: 75b  
*Balistes*: 327b  
*Blatta*: 424  
*Blennius*: 256  
*Bombylius*: 606  
*Bos*: 71  
*Bradypus*: 34b  
*Buccinum*: 734

*Buceros*: 104  
*Bula*: 725  
*Bulla*: 427b  
*Buprestis*: 408  
  
*Caecilia*: 229b  
*Callionymus*: 249  
*Camelus*: 65  
*Cancer*: 625  
*Canis*: 38  
*Cantharis*: 400  
*Capra*: 68  
*Caprimulgus*: 193  
*Carabus*: 413  
*Cardium*: 678  
*Cassida*: 362  
*Castor*: 58  
*Centriscus*: 336a  
*Cerambyx*: 388  
*Certha*: 118  
*Cervus*: 66b  
*Chaetodon*: 272  
*Chama*: 691  
*Charadrius*: 150  
*Chermes*: 453  
*Chimaera*: 236a  
*Chiton*: 556a  
*Chrysomela*: 368  
*Cicada*: 434  
*Cicindela*: 407  
*Cimex*: 441  
*Clupea*: 317b  
*Cobitis*: 303  
*Coccinella*: 364  
*Coccus*: 455  
*Coluber*: 216

- Columba*: 162  
*Colymbus*: 135  
*Conops*: 604  
*Conus*: 712  
*Coracias*: 107  
*Corallina*: 805  
*Corvus*: 105b  
*Coryphaena*: 261  
*Cottus*: 264  
*Crax*: 157  
*Crotalus*: 214  
*Crotophaga*: 105a  
*Cuculus*: 110b  
*Culex*: 602  
*Curculio*: 377  
*Cyclopterus*: 260a  
*Cynips*: 553  
*Cypraea*: 718  
*Cyprinus*: 320  
  
*Dasypus*: 50  
*Delphinus*: 77  
*Dentalium*: 785  
*Dermestes*: 354  
*Didelphis*: 54  
*Diodon*: 334  
*Diomedea*: 132a  
*Donax*: 682  
*Doris*: 653a  
*Draco*: 199  
*Dytiscus*: 411  
  
*Echeneis*: 260b  
*Echinus*: 663  
*Elater*: 404  
*Elephas*: 33  
*Emberiza*: 176  
*Empis*: 603  
*Ephemera*: 546  
*Equus*: 73  
*Erinaceus*: 52a  
*Eschara*: 804  
*Esox*: 313  
*Exocoetus*: 316b  
  
*Falco*: 88  
*Fasciola*: 648b  
*Felis*: 41  
*Fistularia*: 312  
*Forficula*: 423  
  
*Formica*: 579  
*Fringilla*: 179  
*Fulica*: 152b  
*Furia*: 647b  
  
*Gadus*: 251  
*Gasterosteus*: 295  
*Gobius*: 262  
*Gordius*: 647a  
*Gorgonia*: 800  
*Gracula*: 108  
*Gryllus*: 425a  
*Gymnotus*: 246a  
  
*Haematopus*: 152a  
*Haliotis*: 779  
*Helix*: 768  
*Hemerobius*: 549  
*Hippobosca*: 607  
*Hippopotamus*: 74  
*Hirudo*: 649  
*Hirundo*: 191  
*Hister*: 358  
*Holothuria*: 657  
*Homo*: 20  
*Hydra*: 816  
*Hystrix*: 56b  
  
*Ichneumon*: 560  
*Isis*: 799  
  
*Julus*: 639  
*Jynx*: 112a  
  
*Labrus*: 282  
*Lacerta*: 200  
*Lanius*: 93  
*Larus*: 136  
*Lemur*: 29  
*Lepas*: 667b  
*Lepisma*: 608a  
*Lepus*: 57  
*Leptura*: 397  
*Lernaea*: 655b  
*Libellula*: 543  
*Limax*: 652  
*Locusta*: 431  
*Lophius*: 236b  
*Loricaria*: 307  
*Loxia*: 171  
*Lumbricus*: 647c  
  
*Madrepora*: 793  
*Manis*: 36

- Mantis*: 425b  
*Medusa*: 659  
*Meleagris*: 156b  
*Meloe*: 419  
*Mergus*: 129  
*Merops*: 117a  
*Millepora*: 790  
*Monoculus*: 634  
*Monodon*: 75a  
*Mordella*: 420  
*Mormyrus*: 327a  
*Moschus*: 66a  
*Motacilla*: 184  
*Mugil*: 316a  
*Mullus*: 299  
*Muraena*: 244  
*Murex*: 746  
*Mus*: 59  
*Musca*: 589  
*Mustela*: 45  
*Mutilla*: 582  
*Mya*: 670  
*Mycteria*: 140a  
*Myrmecophaga*: 35  
*Mytilus*: 704  
*Myxine*: 650
- Nautilus*: 709  
*Necydalis*: 421a  
*Nepa*: 440  
*Nereis*: 654  
*Nerita*: 776  
*Notonecta*: 439
- Oestrus*: 584  
*Oniscus*: 636  
*Ophidion*: 259  
*Ostracion*: 330  
*Ostrea*: 696  
*Otis*: 154b  
*Ovis*: 70
- Panorpa*: 551  
*Papilio*: 458  
*Paradisaea*: 110a  
*Parus*: 189  
*Patella*: 780  
*Pavo*: 156a  
*Pediculus*: 610  
*Pegasus*: 338  
*Pelecanus*: 132b  
*Pennatula*: 818  
*Perca*: 289  
*Petromyzon*: 230  
*Phaeton*: 134  
*Phalaena*: 495  
*Phalangium*: 618  
*Phasianus*: 158  
*Phoca*: 37  
*Phoenicopterus*: 139a  
*Pholas*: 669  
*Phryganea*: 547  
*Physeter*: 76
- Picus*: 112b  
*Pinna*: 707  
*Platalea*: 139b  
*Pleuronectes*: 268  
*Podura*: 608b  
*Polynemus*: 317a  
*Priapus*: 656a  
*Procellaria*: 131  
*Psittacus*: 96  
*Psophia*: 154a  
*Pulex*: 614  
*Raja*: 231  
*Rallus*: 153  
*Ramphastos*: 103  
*Rana*: 210  
*Raphidia*: 552  
*Recurvirostra*: 151  
*Rhinoceros*: 56a  
*Ryncops*: 138
- Salmo*: 308  
*Scarabaeus*: 345  
*Sciaena*: 288  
*Sciurus*: 63  
*Scolopax*: 145  
*Scolopendra*: 637  
*Scomber*: 297  
*Scorpaena*: 266a  
*Scorpio*: 624  
*Scyllaea*: 656b  
*Sepia*: 658b  
*Serpula*: 786  
*Sertularia*: 807  
*Silpha*: 359  
*Silurus*: 304  
*Simia*: 25  
*Sitta*: 115a  
*Solen*: 672  
*Sorex*: 53  
*Sparus*: 277  
*Sphex*: 569  
*Sphinx*: 489  
*Spondylus*: 690  
*Squalus*: 233  
*Staphylinus*: 421b  
*Sterna*: 137  
*Strix*: 92  
*Stromateus*: 248a  
*Strombus*: 742  
*Struthio*: 155  
*Sturnus*: 167  
*Sus*: 49  
*Syngnathus*: 336b
- Tabanus*: 601  
*Taenia*: 819  
*Talpa*: 52b  
*Tantalus*: 140b  
*Tellina*: 674  
*Tenebrio*: 417  
*Tenthredo*: 555  
*Teredo*: 651  
*Termes*: 609

*Testudo*: 197  
*Tethys*: 653b  
*Tetrao*: 159  
*Tetraodon*: 332  
*Tettigonia*: 429  
*Thrips*: 457  
*Tipula*: 585  
*Trachinus*: 250b  
*Trichechus*: 34a  
*Trichiurus*: 246b  
*Trigla*: 300  
*Tringa*: 148  
*Triton*: 658a  
*Trochilus*: 119  
*Trochus*: 756  
*Tubipora*: 789  
*Tubularia*: 803b  
*Turbo*: 761  
*Turdus*: 168  
  
*Upupa*: 117b  
*Uranoscopus*: 250a  
*Ursus*: 47  
  
*Venus*: 684  
*Vespa*: 572  
*Vespertilio*: 31  
*Viverra*: 43  
*Voluta*: 729  
*Volvox*: 820  
*Vultur*: 86  
  
*Xiphias*: 248b  
  
*Zeus*: 266b

## ACKNOWLEDGMENTS

Financial support for completing this manuscript came through several projects to the authors from Universidade de São Paulo (Brasil), Fundação de Amparo à Pesquisa do Estado de São Paulo, Brasil (Proc. 93/0841-0), Conselho Nacional de Desenvolvimento Científico e Tecnológico (CNPq, Proc. 30.0994/79), Universidad Nacional Autónoma de México (DGAPA-UNAM IN-207995), and Comisión Nacional para el Conocimiento y Uso de la Biodiversidad (Mexico).

Our special thanks to Gloria Espinosa and Isabel Vargas, whom we must thank for the many drafts of this paper and illustrations.

Our thanks to Prof. Dr. Nobuhiro Minaka, for many useful suggestions and criticisms. Drs. G. C. D. Griffiths, Mario de Pinna and Dalton de Souza Amorim also contributed with many suggestions.

## REFERENCES

- Abe, J. M. and N. Papavero, 1991. Teoria intuitiva dos conjuntos. Makron Books & McGraw-Hill do Brasil, São Paulo.  
 Ashlock, P. D., 1974. The uses of cladistics. *Ann. Rev. Ecol. Syst.* 5: 81-99.  
 Ax, P., 1984. Das phylogenetische System. G. Fischer, Stuttgart & New York.  
 Ax, P., 1987. The phylogenetic system. John Wiley, Chichester & New York.  
 Ax, P., 1988. Systematik in der Biologie. G. Fischer, Stuttgart.  
 Blakney, R. B., 1955. The Way of Life. Lao Tzu. Mentor Book & The New American Library of World Literature, Inc., New York.  
 Bock, W. J., 1977. Foundations and methods of evolutionary classification, pp. 851-895, in Hecht, M., P. Goody & B. Hecht, eds. Major patterns in vertebrate evolution. Plenum Press, New York & London.  
 Buck, R. C. and D. L. Hull, 1966. The logical structure of the Linnaean hierarchy. *Syst. Zool.* 15: 97-111.  
 Buck, R. C. and D. L. Hull, 1969. Reply to Gregg. *Syst. Zool.* 18: 354-357.  
 Camp, W. H., 1947. Distributional patterns in modern plants and the problem of ancient phylogeny. *Ecol. Mon.* 17: 159-183.  
 Chapin, J. P., 1948. Variation and hybridization among the paradise flycatchers of Africa. *Evolution* 2: 111-126.  
 Clerck, C. A., 1758. *Aranei Succici*.  
 Conant, R., 1975. A field guide to reptiles and amphibians of Eastern and Central North America. Houghton Mifflin Co., Boston.  
 Croizat, L. 1964. Space, time, form. The biological synthesis. Published by the Author. Caracas.  
 De Queiroz, K. & J. Gauthier, 1990. Phylogeny as a central principle in taxonomy: Phylogenetic definitions of taxon names. *Syst. Zool.* 39(4): 307-322.  
 De Queiroz, K. & J. Gauthier, 1992. Phylogenetic taxonomy. *A. Rev. Evol. Syst.* 23: 449-480.  
 Ellis, M., 1914. Fishes of Colorado. *Univ. Colorado Stud.* 9(1): 1-136, 12 pls.  
 Gregg, J. R., 1954. The language of taxonomy. An application of symbolic logic to the study of classificatory systems. Columbia University Press, New York.  
 Gregg, J. R., 1966. Buck and Hull: A critical rejoinder. *Syst. Zool.* 17: 342-344.  
 Gregg, J. R. & F.T.C. Harris, 1964. Form and strategy in science. Studies dedicated to Joseph Henry Woodger on the occasion of his seventieth birth day. D. Reidel, Dordrecht.  
 Griffiths, G. C. D., 1974. On the foundations of biological systematics. *Acta biotheoretica* 23(3-4): 85-131.  
 Griffiths, G. C. D., 1976. The future of Linnaean nomenclature. *Syst. Zool.* 25: 168-173.  
 Hennig, W., 1966. Phylogenetic systematics. University of Illinois Press. Urbana.  
 Hennig, W., 1968. Elementos de una sistemática filogenética. Editorial de la Universidad de Buenos Aires, Buenos Aires.  
 Hennig, W. & D. Schlee, 1978. Abriss der phylogenetischen Systematik. *Stuttgarter Beitr. NaturKde (A)* 319: 1-8.  
 Hennig, W., 1981. Insect phylogeny. John Wiley & Sons, New York.

- Hennig, W., 1982. *Phylogenetic Systematics*. P. Parey, Berlin & Hamburg.
- Hull, D. L. & D. P. Snyder, 1969. Contemporary logic and evolutionary taxonomy. A reply to Gregg. *Syst. Zool.* 18: 347-354.
- Kraus, O., 1989. Phylogenetic systematics: Introductory remarks. *Abh. naturwiss. Ver. Hamburg (NF)* 28: 11-24.
- Lee, D. S., C. R. Gilbert, C. H. Hocutt, R. E. Jenkins, D. E. McAllister & J. R. Stauffer, Jr., eds., 1980. *Atlas of North American freshwater fishes*. North Carolina Museum of Natural History, Raleigh.
- Linnaeus, C., 1735. *Systema naturae, sive regna tria naturae systematice proposita per classes, ordines, genera & species*. Haak, Lugduni Batavorum (= Leiden).
- Linnaeus, C., 1758. *Systema naturae per regna tria naturae*. Editio X. Vol. 1: *Regnum Animale*. Holmiae (=Stockholm).
- McAlpine, J. F., 1989. Phylogeny and classification of the Muscomorpha, pp. 1397-1518, in McAlpine & Wood, *q. v.*
- McAlpine, J. F. & D. M. Wood, 1989. *Manual of Nearctic Diptera*. Volume 3. *Mon. Canada Dept. Agric. Rés. Branch 3*: vi + pp. 1333-1581.
- Mayr, E., 1949. Speciation and evolution. pp. 281-298, in L. Jepsen, E. Mayr & G. G. Simpson, eds., *Genetics, Paleontology and Evolution*. Princeton University Press, Princeton.
- Mayr, E., 1957. Die denkmöglichen Formen der Artenstehung. *Revue suisse Zool.* 64: 219-235.
- Mayr, E., 1968. *Especies animales y evolución*. Ediciones de la Universidad de Chile & Ediciones Ariel, Santiago de Chile.
- Mayr, E., 1979. *Animal species and evolution*. Harvard University Press, Cambridge, Mass.
- Meise, W., 1936. Zur Systematik und Verbreitungsgeschichte der Haus- und Weidensperlinge, *Passer domesticus* (L.) und *hispaniolensis* (T.). *J. Ornithol.* 84: 631-672.
- Nagatomi, A., 1977. Classification of the lower Brachycera (Diptera). *J. nat. Hist.* 11(3): 321-335.
- Nagatomi, A., 1981. Some characters of the lower Brachycera (Diptera) and their plesiomorphy and apomorphy. *Kontyu* 49(3): 397-407.
- Nagatomi, A., 1982. Geographical distribution of the lower Brachycera (Diptera). *Pacific Insects* 24(2): 139-150.
- Page, L. M., 1983. *Handbook of darters*. Univ. Colorado Studies 9(1): 1-136, 2 pls.
- Papavero, N., 1977. The World Oestridae (Diptera), mammals and continental drift. Dr. W. Junk b-v Publishers, The Hague (Series Entomologica no. 14).
- Papavero, N. & J. M. Abe, 1992. Funciones que preservan orden y categorías lineanas. *Publ. esp. Mus. Zool. UNAM* 5 : 39-74, 22 figs.
- Papavero, N., J. M. Abe & J. Llorente-Bousquets, 1993a. 4. Clon, Clona y Clado, pp. 43-49. 1 fig. in Papavero, N. & J. Llorente-Bousquets, 1993g, *q. v.*
- Papavero, N., J. M. Abe & J. Llorente-Bousquets, 1993b. 5. Cladogénesis, pp. 51-57, 3 figs. in Papavero, N. & J. Llorente-Bousquets, 1993g, *q. v.*
- Papavero, N. & J. Llorente-Bousquets, 1992a. Un nuevo concepto en biología comparada: el 'eidorofonte'. *Publ. esp. Mus. Zool. UNAM* 5: 21-29, 4 figs.
- Papavero, N. & J. Llorente-Bousquets, 1992b. El uso equívoco del concepto de 'género' en Sistemática Filogenética. *Publ. esp. Mus. Zool. UNAM* 5: 31-37, 2 figs.
- Papavero, N. & J. Llorente-Bousquets, 1993a. Propuesta de un nuevo sistema de nomenclatura para la Sistemática Filogenética. II. Filogenias con fusión de especies. *Publ. esp. Mus. Zool. UNAM* 5: 1-28, 29 figs.
- Papavero, N. & J. Llorente-Bousquets, 1993b. Propuesta de un nuevo sistema de nomenclatura para la Sistemática Filogenética. III. La cuestión de los híbridos. *Publ. esp. Mus. Zool. UNAM* 6: 29-42, 5 figs.
- Papavero, N. & J. Llorente-Bousquets, 1993c. Propuesta de un nuevo sistema de nomenclatura para la Sistemática Filogenética. IV. Especies polipátridas y especies fósiles. *Publ. esp. Mus. Zool. UNAM* 6: 43-59, 13 figs.
- Papavero, N. & J. Llorente-Bousquets, 1993d. El uso equívoco del concepto de 'género' en Sistemática Filogenética. III. ¿Cómo y por qué se equivocó Hennig? *Publ. esp. Mus. Zool. UNAM* 6: 83-102, 14 figs.
- Papavero, N. & J. Llorente-Bousquets, 1993e. Propuesta de un nuevo sistema de nomenclatura para la Sistemática Filogenética. V. Las 'categorías supraespecíficas'. *Publ. esp. Mus. Zool. UNAM* 7: 1-45.
- Papavero, N. & J. Llorente-Bousquets, 1993f. Propuesta de un nuevo sistema de nomenclatura para la Sistemática Filogenética. VI. La cuestión de los 'subgéneros'. *Publ. esp. Mus. Zool. UNAM* 7: 47-62.
- Papavero, N. & J. Llorente-Bousquets, eds., 1993g. *Principia Taxonomica*. Una introducción a los fundamentos lógicos, filosóficos y metodológicos de las escuelas de taxonomía biológica. I. Conceptos básicos de la taxonomía: una formalización. Coordinación de Servicios Editoriales, Fac. Ciencias, UNAM, México. 137pp.
- Papavero, N. & J. Llorente-Bousquets & J. M. Abe, 1992. Propuesta de un nuevo sistema de nomenclatura para la Sistemática Filogenética. I. *Publ. esp. Mus. Zool. UNAM* 5: 1-20, 20 figs.
- Papavero, N. & J. Llorente-Bousquets & J. M. Abe, 1993. El uso equívoco del concepto de 'género' en Sistemática Filogenética. II. Implicaciones biogeográficas. *Publ. esp. Mus. Zool. UNAM* 6: 61-82, 10 figs.
- Papavero, N., J. Llorente-Bousquets & J. M. Abe, 1994. Formal definitions of some new biological and geological forms for use in biogeography. *Biogeographica*, Paris 70(4): 193-203, 11 figs.
- Patterson, J. T. & W. S. Stone, 1952. *Evolution in the genus Drosophila*. Macmillan, New York.
- Romanes, G., 1897. *Darwin and after Darwin*. Vol. 3. Open Court, Chicago.
- Rosen, D. E., 1979. Fishes from the intermontane basins of Guatemala: Revisionary studies and comparative biogeography. *Bull. Am. Mus. nat. Hist.* 162(5): 267-376.
- Ross, H. H., 1974. *Biological systematics*. Addison Wesley Publ. Co., Reading, Mass.
- Ruse, M. E., 1971. Gregg's paradox: A proposed revision of Buck and Hull's solution. *Syst. Zool.* 20: 239-245.
- Schoch, R., 1986. *Phylogenetic reconstruction in palaeontology*. Van Nostrand Reinhold, New York.
- Sibley, C. G., 1950. Species formation in the red-eyed towhees of Mexico. *Univ. Calif. Publ. Zool.* 50: 109-194.
- Sibley, C. G., 1954. Hybridization in the red-eyed towhees of



- Mexico. *Evolution* 8: 252-290.
- Sibley, C. G. & D. A. West, 1958. Hybridization in the red-eyed towhees of Mexico: The Eastern Plateau population. *Condor* 60: 85-104.
- Simpson, G. G., 1944. *Tempo and mode in evolution*. Columbia University Press, New York.
- Simpson, G. G., 1961. *Principles of animal taxonomy*. Columbia University Press, New York.
- Sklar, A., 1964. On category overlapping in taxonomy, pp. 395-401, in Gregg, J. R. & F. T., C. Harris, *q. v.*
- Udvardy, M. D. F., 1969, *Dynamic zoogeography with special reference to land animals*. Van Nostrand Reinhold, New York.
- Van Valen, L., 1964. An analysis of some taxonomic concepts, pp. 402-415, in Gregg, J. R. & F. T. C. Harris, *q. v.*
- Vanin, S. A., 1986. Systematics, cladistic analysis and biogeographical distribution of the tribe Erodiscini (Coleoptera, Curculionidae). *Revta bras. Ent.*, S. Paulo 30(3-4): 427-670.
- Wagner, W. H., Jr. 1983. Reticulistics: The recognition of hybrids and their role in cladistics and classification, pp. 63-79, in Platnick, N. I. & V. A. Funk, eds., *Advances in Cladistics*. Vol. 2. Proceedings of the Second Meeting of the Willi Hennig Society. Columbia University Press, New York.
- Wiley, E. O., 1977. The phylogeny and systematics of the *Fundulus notti* species group (Teleostei: Cyprinodontidae). *Occas. Papers Mus. nat. Hist. Univ. Kansas* 66: 1-31.
- Wiley, E. O., 1981. *Phylogenetics: The theory and practice of phylogenetic systematics*. Wiley & Sons, New York.
- Wiley, E. O. & R. L. Mayden, 1985. Species and speciation in phylogenetic systematics, with examples from the North American fish fauna. *Ann. Missouri bot. Garden* 72(4): 596-635, 45 figs.
- Williams, M. B., 1970. Deducing the consequences of evolution: A mathematical model. *J. theor. Biol.* 29: 323-385.
- Willmann, R., 1981. Evolution, Systematik und stratigraphische Bedeutung der neogenen Süßwassergastropoden von Rhodes und Kos/Ägäis. *Palaeontographica (A)* 174: 10-241.
- Willmann, R., 1985. Die Art im Raum und Zeit. Das Artkonzept in der Biologie und Paläontologie. P. Parey, Berlin & Hamburg.
- Willmann, R., 1987. Phylogenetic Systematics, classification and the plesion concept. *Verh. naturwiss. Ver. Hamburg (NF)* 29: 221-233.
- Willmann, R., 1989. Palaeontology and the systematization of natural taxa. *Abh. naturwiss. Ver. Hamburg (NF)* 28: 267-291.
- Woodley, N. E., 1989. Phylogeny and classification of the 'Orthorhaphous' Brachycera, pp. 1371-1395, in McAlpine & Wood, *q. v.*

## INDEX

- abolition of the 'supraspecific categories', 57  
 allochronic species, 15  
 anagenesis, 15  
 ancestral species, 45  
 anti-symmetric relation, 8  
 asymmetric relation, 8  
 atomic species, 17  
 attributes, 14  
 autapomorphic, 45  
  
 bijective function, 11  
*binomen*, 45  
*binomina*, 45  
 biological taxa, 14  
  
 Cartesian product, 7  
 categories, 20  
 C-genos, 39  
 chain, 8  
 character states, 14  
 characteristics, 14  
 characters, 14  
 cladogenesis, 15  
 clan of taxa, 19  
 class, 21  
*classis*, 21  
 cohort, 32  
 comparable (elements), 8  
 comparable (sets), 7  
 complement, 7  
 comprehension (of a taxon), 14  
 Conventions 1-10 (of the new system of nomenclature), 45  
 criteria of validity (for the application of Linnaean categories), 21, 83  
  
 decreasing function, 13  
 diairesis, 17  
*diaphorá*, 17  
 difference, 7  
 differences, 17  
 domain (of a graph), 7  
  
 eidophoront, 16  
*eidos*, 17  
 element (of a set), 6  
 empty set, 6  
 equality (of sets), 6  
 existential quantifier, 6  
 extension (of a set), 6  
 extension (of a taxon), 14  
 extensional sup-semilattice, 34 (fig. 2), 39 (fig. 5.10)  
  
 family, 32  
 fossil species, 114  
 function, 11  
  
 generic name, 45  
*genos*, 17-33  
  
*genus*, 21  
*genus generalissimum*, 17  
*genus proximum*, 21  
*genus summum*, 17  
 graph, 7  
 greatest lower bound, 10  
 Gregg's paradox, 33  
  
 Hasse diagram, 8  
 hybridization between two species, 106  
 hybrids, 104  
  
 image (of a graph), 7  
 immersion, 13  
 inclusion, 6  
 i-inferior, 18, 20  
 inf-cladogenesis, 84  
 infimous species, 17  
 infimum (element), 10  
 inf-lattice, 10  
 inf-semilattice, 10  
 inf (P-genos), 39  
 injective function, 11  
 intension (of a set), 6  
 intension (of a taxon), 14  
 intensional inf-semilattice, 33 (fig. 5.1)  
 intergeneric hybrids, 106  
 intersection, 7  
 intransitive relation, 8  
 irreflexive relation, 8  
 isomorphism of order, 12  
 i-superior, 18, 20  
 i-th level of a clan K, 19  
  
 kingdom, 20-21  
  
 lattice, 11  
 least upper bound, 10  
 length  $i$ , 18, 20  
 line of sequence (from a taxon  $t'$  to a taxon  $t''$ ), 18  
 linear diagram, 7  
 Linnaean hierarchy, 20  
 Linnaean category, 18, 20  
 logical connectives, 6  
 logical division, 17  
 lots, 14  
 lower bound, 10  
  
 majorants, 10  
 material objects, 14  
 maximal (elements), 9  
 maximum (element), 9  
 member (of a set), 6  
 minimal (elements), 9  
 minimum (element), 9  
 minorants, 10  
 monotypic 'subgenera', 119  
 morphospecies, 14

- nominal heterobathmy, 45
- non-comparable (elements), 8
- non-comparable (sets), 7
- notes, 14
- noteworthy elements of an ordered set, 9
- nothospecies, 108
  
- operations with sets, 7
- order, 21
- order preserving function, 12
- ordo*, 21
- organisms, 14
  
- paleospecies, 15
- paraphyletic 'subgenera', 119
- partial order, 8
- partially ordered set, 8
- partially ordered system, 8
- partition (of a set), 11
- P-genos, 39
- phyletic evolution, 15
- phyletic speciation, 15
- phyllum, 32
- polygenism (fig. 8.3), 106, 108
- polypatrid species, 111
- populations, 14
- power set, 7
- praenomen, 45
- proper subset, 6
- properly included, 6
  
- reflexive relation, 7
- regnum*, 20
- relation (on a set), 7
- relational system of taxa, 14
  
- semaphoront, 14
- set, 6
- sets of notes, 14
- speciei atomicae*, 17
- speciei infimae*, 17
- speciei specialissimae*, 17
- species*, 21
- species fusion, 84
- strict order, 8
- strict order-preserving function, 12
- strictly ordered system, 9
- 'subgenera', 119
- 'subgenera' that are P-gene, 123
- subset, 6
- successional species, 15
- sup-cladogenesis, 84
- sup-lattice, 10
- supraspecific categories, 62
- supreme genus, 17
- supremum (element), 10
- sup-semilattice, 10
- surjective function, 11
- symmetric relation, 8
- synaponomasia, 45
- synaponomastic, 45
  
- taxon, 14
- taxonomic categories, 18
- taxonomic extinction, 15
- total order, 8
- totally ordered sets, 8
- totally ordered system, 8
- transformation of species in time, 15
- transitive relation, 8
- tribe, 32
- trichotomy, 55
  
- union, 7
- unitary set, 6
- universal quantifier, 6
- universal set, 7
- upper bound, 10

